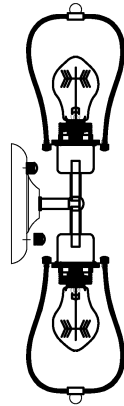


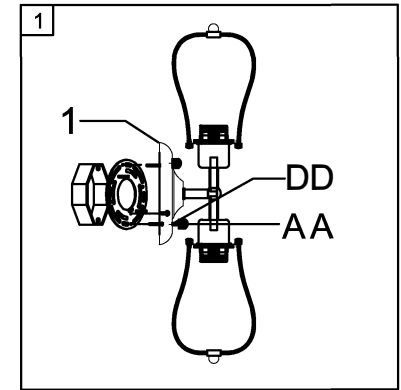
Trade Mark:
CRYSTAL WORLD INC

Product Name: Wall lamp
Model :9610W6-2-101
120Vac, 60Hz,AC ONLY
Lamp Size:W6"H20"*E6"



WALL LAMP ASSEMBLY INSTRUCTIONS

1.Place fixture (1) onto mounting screws (DD).Secure with Cap nut (AA).



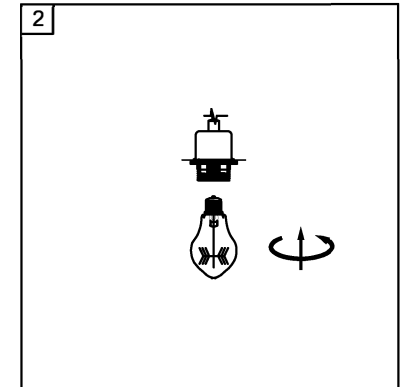
Hardware Used

AA Cap nut  X 2

DD Mounting screw  X 2

2. Install lighting bulbs (not included).

USE 120V E26  2*40W Max.



1.Place fixture (B) onto (A).
Secure with Cap nut (AA).

Hardware Used

AA Cap nut  X16

