

RELYENCE DISTRIBUTOR PROGRAM



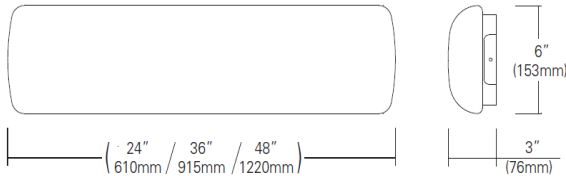
RE-GEO-FM-900XX

LED VANITY
LED VANITY LIGHT



Type	
Project	
Catalog No.	



DIMENSIONS: 24"/36"/48" L x 6" W x 3" H



SPECIFICATIONS

Model	RE-GEO-FM-900XX		
Description	LED Vanity Light		
Input Voltage	120/220 [†] /277 [†] V AC		
Size	24"	36"	48"
Wattage	20	30	40
Lumens*	1400lm	2100lm	2800lm
Efficacy	70 lm/W		
CCT/CRI	2700K@90CRI		
	3000K@80CRI		
	3500K@80CRI		
Dimming	10 to 100% dimming, Triac and CFL/LED		
Dimensions	See Diagram		
Environment	Indoor - Dry / Damp		
Certifications	 		
Warranty	1 Years – see published warranty terms for detailed information.		

*Based on 2790

▼ Exceeding the operating temperature values may damage the LEDs by reducing the lifespan, lumen output, and/or adversely impact color consistency. Improper thermal management may lead to premature product failure and void the warranty.

DESCRIPTION

JESCO's RELYENCE Series linear LED light offers a cost effective solution for general lighting in residential and light commercial applications. Incorporating JESCO's driverless LED technology, the white acrylic diffuser provides uniform lighting that can be mounted horizontally or vertically in any room. With the ADA compliant design, it can also be used in hallways and stairwells. Available in 3 sizes, 24" 36" and 48", all providing an efficacy of 70 lm/W and can be mounted in dry or damp locations. All sizes are dimmable with most standard Triac and CFL/LED dimmers.

FEATURES

- Up to 2800lm from 40W
- Highly efficient - 70 lm/W
- CCT - 2700K, 3000K or 3500K◆
- CRI >80 & 90◆
- Dimmable down to 10% with most Triac or CFL/LED dimmers
- Eco-Friendly – No mercury or hazardous materials
- LED Life - 50,000 hours
- ADA compliant
- Driverless AC LED

◆Refer to ordering information

JESCO
LIGHTING GROUP

www.jescolighting.com
support@jescolighting.com
Tech Support: 855.592.0029

15 Harbor Park Drive
Port Washington, NY 11050
Main Line: 800.527.7796
Fax Line: 855.265.5768

219 South 6th Ave
City of Industry, CA 91746
Main Line: 855.654.0110
Fax Line: 626.333.2955

Specifications subject to change without notice.

1/6/2017
Page 1 of 2

RELYENCE DISTRIBUTOR PROGRAM



RE-GEO-FM-900XX

LED VANITY
LED VANITY LIGHT

Type

Project

Catalog No.

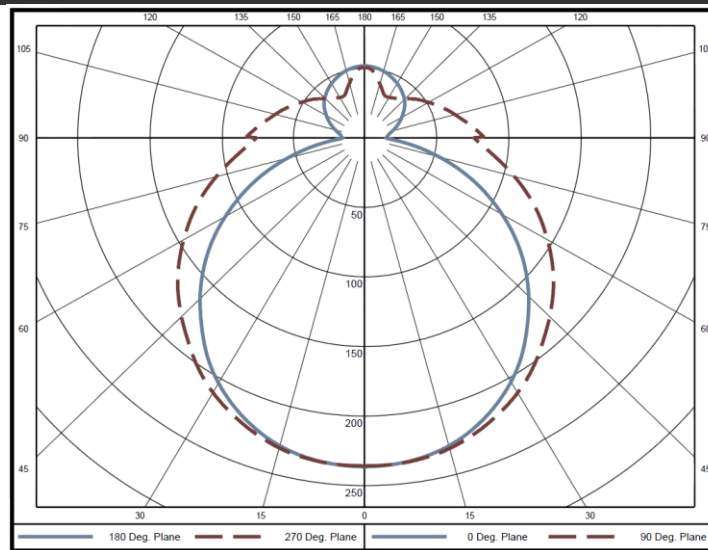
ORDERING INFORMATION

MODEL	STYLE	CCT/CRI	FINISH
RE-GEO-FM-900	24- 24" 36- 36" 48- 48"	2790-2700CCT/90CRI 3080-3000CCT/80CRI 3580-3500CCT/80CRI	WH WH-White

Example: RE-GEO-FM-90024-2790-WH

†Consult Factory

PHOTOMETRIC DATA



Mounting Height (Feet)	Footcandles at Nadir	Diameter (Feet)
4.00	14.8	5.24
6.00	6.57	7.86
8.00	3.70	10.5
10.0	2.37	13.1
12.0	1.64	15.7
14.0	1.21	18.3
16.0	0.924	21.0

*Data based on 2790 of 24" fixture



www.jescolighting.com
support@jescolighting.com
Tech Support: 855.592.0029

15 Harbor Park Drive
Port Washington, NY 11050
Main Line: 800.527.7796
Fax Line: 855.265.5768

219 South 6th Ave
City of Industry, CA 91746
Main Line: 855.654.0110
Fax Line: 626.333.2955

Specifications subject to change without notice.