

WAC LIGHTING

Fixture Type: _____

Catalog Number: _____

Project: _____

Location: _____

Quick Connect™

4.5" Shallow Pendant Canopy, Remote Transformer Required

Model & Size	Finish
QMP-1RN-TR	BN Brushed Nickel
QMP-1SQ-TR	CH Chrome

Example: **QMP-1RN-TR-BN**

FEATURES


- For use with any of our Quick Connect pendants
- Mounts over a standard 4" junction box
- Order Class 2 remote transformer separately
- 5 year warranty

SPECIFICATIONS

Construction:	Plated aluminum
Input:	12 VAC
Finish:	Electroplated Brushed Nickel, Electroplated Chrome
Standards:	UL, cUL, Dry Location Listed



FINISHES



Fixture Type: _____

Catalog Number: _____

Project: _____

Location: _____

Enclosed Electronic Transformer 120V/12V Class 2 Power Supply

Model & Product

Model	Product Description	L x W x H
EN-1260-RB2	Enclosed Electronic Class 2 Transformer 120V Input 12V Output 60 Watt	6.625IN x 1.625IN x 1.25IN
EN-12120-RB2	Enclosed Electronic Class 2 Transformer 120V Input 12V Output 2 x 60W = 120W	6IN x 3.25IN x 2.625IN
EN-12180-RB2	Enclosed Electronic Class 2 Transformer 120V Input 12V Output 3 x 60W = 180W	6.75IN x 3.625IN x 2.625IN
EN-12300-RB2	Enclosed Electronic Class 2 Transformer 120V Input 12V Output 5 x 60W = 300W	8.25IN x 4.625IN x 2.625IN

DESCRIPTION EN-1260-RB2

UL & cUL listed electronic transformer is the perfect solution for wiring multiple low voltage fixtures. WAC transformers are intrinsically safer transformers because they are compartmentalized to allow no greater than 5 amps of current to be drawn on each compartment. Secondary wiring for transformers do not require conduit sheathed cable or clamp wiring techniques. This transformer has a low minimum load requirement of 1W to allow the use of LED products. May be dimmed using an electronic low voltage dimmer.

FEATURES

- 1W minimum load
- Use for all initial installations to ensure safe and primary side connections in a wiring compartment
- Dimming with Electronic Low Voltage dimmers
- All connections must be made in an enclosure for proper installations
- Secondary wiring for Class 2 transformers does not require conduit sheathed cable or clamp wiring techniques
- Non-metallic sheathed cable may be used for secondary wiring in walls and ceilings
- Drop down to a smaller gauge wire if space in fixture does not permit secure connection directly with the non-metallic sheathed cable
- Built-in auto reset, soft start, short and overload circuit
- 5 year warranty

SPECIFICATIONS

Input:	120 VAC, 50/60Hz
Finish:	Black
Operating Temp:	-40°F to 122°F (-40°C to 50°C)
Standards:	UL, cUL



FINISHES



Black

Fixture Type: _____

Catalog Number: _____

Project: _____

Location: _____

Ingo Quick Connect™ Pendant 3000K

Model & Wattage	Lumens	Color Temp & CRI	Finish
QP-913LED	330		CF/BN Clear Frosted/Brushed Nickel
QP913			CF/CH Clear Frosted/Chrome

Example: **QP-913LED-CF/BN**

DESCRIPTION

Mouth blown handcrafted pendants inspired by dripping ice crystals and other elements of winter, Ingo features the clean design of mouth blown German art glass for an elegant statement.

FEATURES

- All socket sets include 6ft wire that may be cut in the field
- Lamp included
- Free of projected heat, ultraviolet and infrared radiation
- 5 year warranty

SPECIFICATIONS

Construction:	Mouth blown glass shade with plated metal hardware, Mouth blown glass shade with electroplated metal hardware
Input:	12 VAC, 50/60Hz
Dimming:	ELV: 100-15%
Light Source:	Xenon Bi-Pin Max 50W, LED Bi-Pin 2.7W, 110lm, 3000K, 85CRI
Rated Life:	30000 Hours
Finish:	Clear Frosted/Brushed Nickel, Clear Frosted/Chrome
Standards:	UL, cUL, Dry Location Listed
Operating Temp:	-4°F to 104°F (-20°C to 40°C)



FINISHES



Clear
Frosted/
Brushed
Nickel

Clear
Frosted/
Chrome

Fixture Type: _____

Catalog Number: _____

Project: _____

Location: _____

Tulum

Quick Connect™ Pendant 3000K

Model & Wattage	Lumens	Color Temp & CRI	Finish
QP-914LED	235		FR/BN Frosted/Brushed Nickel
QP914			FR/CH Frosted/Chrome

Example: **QP-914LED-FR/BN**

DESCRIPTION

A frosted glass pendant carefully etched and paneled to reveal the mini pendant's inner light, Tulum offers a visually soft option for a contemporary space using a modern design that is perfect above a counter, bar or table.

FEATURES


- All socket sets include 6ft wire that may be cut in the field
- Lamp included
- Free of projected heat, ultraviolet and infrared radiation
- 5 year warranty

SPECIFICATIONS

Construction:	Mouth blown glass shade with plated metal hardware, Mouth blown glass shade with electroplated metal hardware
Input:	12 VAC, 50/60Hz
Dimming:	ELV: 100-15%
Light Source:	Xenon Bi-Pin Max 50W, LED Bi-Pin 2.7W, 110lm, 3000K, 85CRI
Rated Life:	30000 Hours
Finish:	Frosted/Brushed Nickel, Frosted/Chrome
Standards:	UL, cUL, Dry Location Listed
Operating Temp:	-4°F to 104°F (-20°C to 40°C)



FINISHES



Fixture Type: _____

Catalog Number: _____

Project: _____

Location: _____

Tikal

Quick Connect™ Pendant 3000K

Model & Wattage	Lumens	Color Temp & CRI	Finish
QP-915LED	235		CF/BN Clear Frosted/Brushed Nickel
QP915			CF/CH Clear Frosted/Chrome

Example: **QP-915LED-CF/BN**

DESCRIPTION

Mouth blown handcrafted pendants inspired by dripping ice crystals and other elements of winter, Ingo features the clean design of mouth blown German art glass for an elegant statement.

FEATURES


- All socket sets include 6ft wire that may be cut in the field
- Lamp included
- Free of projected heat, ultraviolet and infrared radiation
- 5 year warranty

SPECIFICATIONS

Construction:	Mouth blown glass shade with plated metal hardware, Mouth blown glass shade with electroplated metal hardware
Input:	12 VAC, 50/60Hz
Dimming:	ELV: 100-15%
Light Source:	Xenon Bi-Pin Max 50W, LED Bi-Pin 2.7W, 110lm, 3000K, 85CRI
Rated Life:	30000 Hours
Finish:	Clear Frosted/Chrome, Clear Frosted/Brushed Nickel
Standards:	UL, cUL, Dry Location Listed
Operating Temp:	-4°F to 104°F (-20°C to 40°C)



FINISHES



Clear Frosted/Brushed Nickel

Clear Frosted/Chrome

Fixture Type: _____

Catalog Number: _____

Project: _____

Location: _____

Clarity

Quick Connect™ Pendant 3000K

Model & Wattage	Lumens	Color Temp & CRI	Finish
QP-LED916	330		CL/BN Clear/Brushed Nickel
QP916			CL/CH Clear/Chrome

Example: **QP-LED916-CL/BN**

DESCRIPTION

Lovingly created by hand by Germany's finest glass blowers, the Clarity art glass pendant demonstrates dazzling spectral properties and can be mounted for use on track, rail or canopies.

FEATURES

- All socket sets include 6ft wire that may be cut in the field
- Lamp included
- Free of projected heat, ultraviolet and infrared radiation
- 5 year warranty

SPECIFICATIONS

Construction:	Mouth blown glass shade with plated metal hardware, Mouth blown glass shade with electroplated metal hardware
Input:	12 VAC, 50/60Hz
Dimming:	ELV: 100-15%
Light Source:	Xenon Bi-Pin Max 50W, Integrated LED 4W, 330lm, 3000K, 85CRI
Rated Life:	30000 Hours
Finish:	Clear/Brushed Nickel, Clear/Chrome
Standards:	UL, cUL, Dry Location Listed
Operating Temp:	-4°F to 104°F (-20°C to 40°C)



FINISHES



Clear/
Brushed
Nickel



Clear/
Chrome

Fixture Type: _____

Catalog Number: _____

Project: _____

Location: _____

Bullet

Quick Connect™ Pendant 3000K

Model & Wattage	Lumens	Color Temp & CRI	Finish
QP-LED966	330		BN/BN Brushed Nickel
QP966			CH/CH Chrome

Example: **QP-LED966-BN/BN**

DESCRIPTION

Modern minimalist form derived from function, Bullet pendants are available in two hardware matching metal finishes. The white interior of the shade reflects light onto the surface below.

FEATURES


- All socket sets include 6ft wire that may be cut in the field
- Lamp included
- Free of projected heat, ultraviolet and infrared radiation
- 5 year warranty

SPECIFICATIONS

Construction:	Aluminum Shade with plated metal hardware, Aluminum Shade with electroplated metal hardware
Input:	12 VAC, 50/60Hz
Dimming:	ELV: 100-15%
Light Source:	Xenon Bi-Pin Max 50W, Integrated LED 6.4W, 450lm, 3000K, 85 CRI
Rated Life:	30000 Hours
Finish:	Brushed Nickel, Chrome
Standards:	UL, cUL, Dry Location Listed
Operating Temp:	-4°F to 104°F (-20°C to 40°C)



FINISHES



Fixture Type: _____

Catalog Number: _____

Project: _____

Location: _____

Uber

Quick Connect™ Pendant 3000K

Model & Wattage	Lumens	Color Temp & CRI	Finish
QP-LED315 5W	180	3000K 85	PT/BN Platinum/Brushed Nickel PT/CH Platinum/Chrome

Example: **QP-LED315-PT/BN**

DESCRIPTION

Discover soft sparkling secrets by peering through the blades of Uber, a brilliantly accented LED pendant with a glimmering translucent diffuser that gently reveals light through distinctive Die-cast metal lines.

FEATURES


- All socket sets include 6ft wire that may be cut in the field
- Free of projected heat, ultraviolet and infrared radiation
- 5 year warranty

SPECIFICATIONS

Construction:	Metal pendant with electroplated metal hardware
Power:	5W
Input:	12 VAC, 50/60Hz
Dimming:	ELV: 100-15%
Light Source:	Integrated LED
Rated Life:	50000 Hours
Finish:	Electrostatically Powder Coated Platinum/Brushed Nickel, Platinum/Chrome
Operating Temp:	-4°F to 104°F (-20°C to 40°C)
Standards:	UL, cUL, Dry Location Listed



FINISHES



Fixture Type: _____

Catalog Number: _____

Project: _____

Location: _____

Genesis

Quick Connect™ Pendant 3000K

Model & Wattage	Lumens	Color Temp & CRI	Finish
QP-LED311 5W	210	3000K 85	BN/BN Brushed Nickel

Example: **QP-LED311-BN/BN**

DESCRIPTION

With dual uplight and downlight LED engines, Genesis integrates high performance with ambient lighting. An evolutionary design in a diminutive size resulting in a stunning decorative accent.

FEATURES

- All socket sets include 12ft wire that may be cut in the field
- Free of projected heat, ultraviolet and infrared radiation
- 5 year warranty

SPECIFICATIONS

Construction:	Solid Clear Seeded Glass with electroplated metal hardware
Power:	5W
Input:	12 VAC, 50/60Hz
Dimming:	ELV: 100-15%
Light Source:	Integrated LED
Rated Life:	50000 Hours
Finish:	Electroplated Brushed Nickel
Operating Temp:	-4°F to 104°F (-20°C to 40°C)
Standards:	UL, cUL, Dry Location Listed



FINISHES



Brushed Nickel