


Tools Required



Light Source

**12W
LED**

⚠ Warnings and Cautions

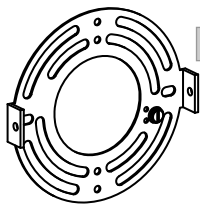
Turn off the electricity at the circuit breaker before installation. Consult a licensed electrician if in doubt about installation.

Package Contents

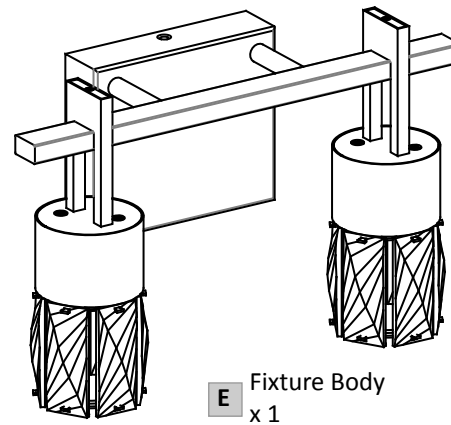
Preparation: Identify and inspect all parts before beginning the installation.

Missing or damaged parts? Contact your original place of purchase.

PARTS BAG



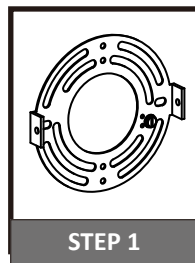
- A** Crossbar x 1
- B** Mounting Screw x 2
- C** Outlet Box Screw x 2
- D** Wire Connector x 3



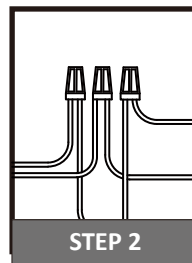
E Fixture Body x 1

Table of Contents


Crossbar



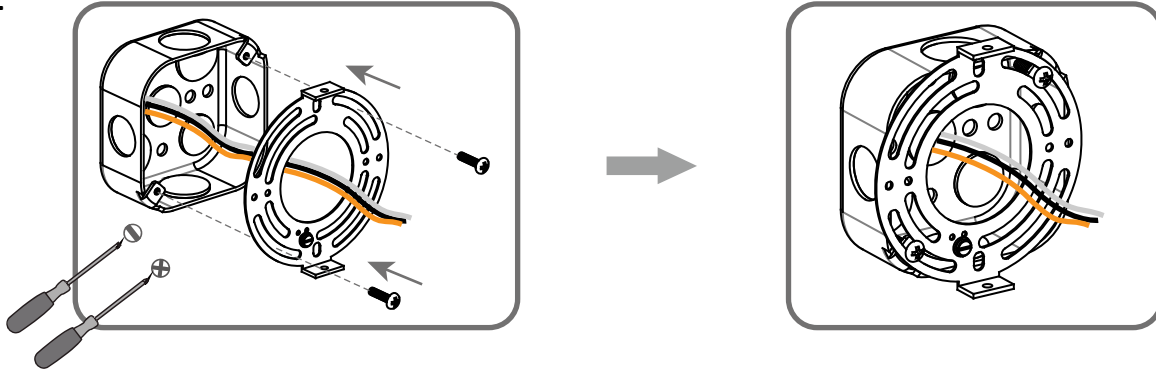
Wiring



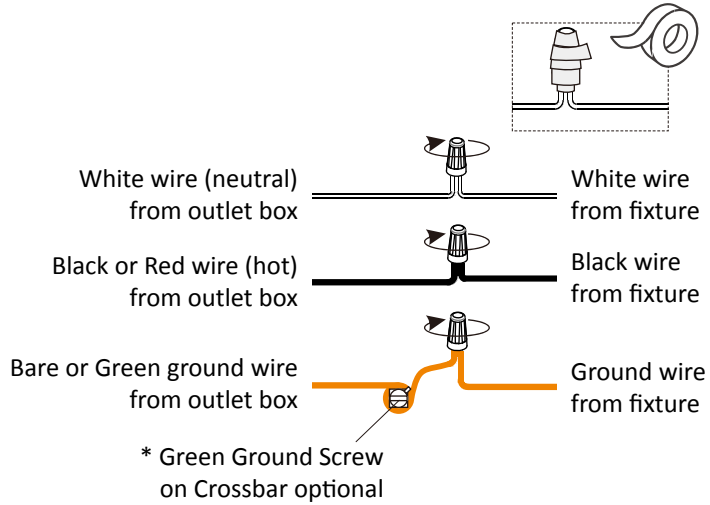
Fixture Body



STEP 1



STEP 2



STEP 3

