

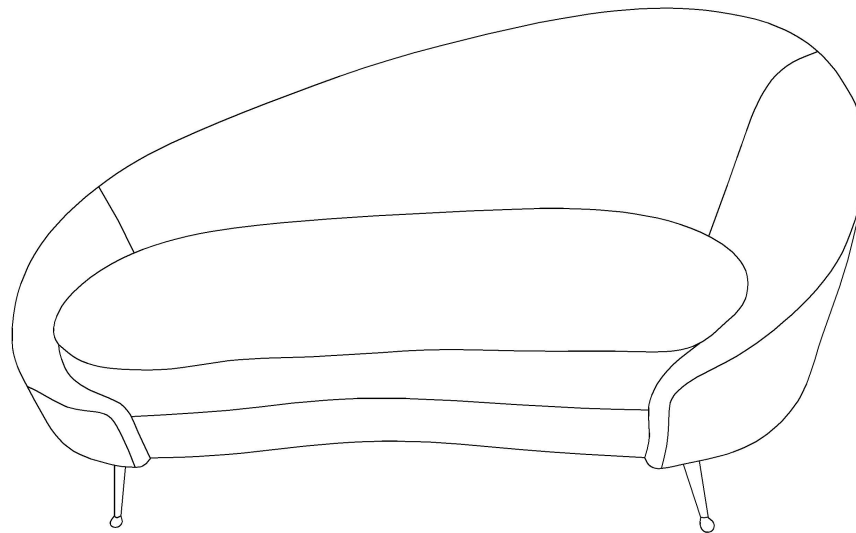
MOE'S

h o m e c o l l e c t i o n

ASSEMBLY INSTRUCTION

ABIGAIL CHAISE UMBER



ME-1053-12







THANK YOU FOR YOUR PURCHASE!

PARTS AND HARDWARE.

PARTS LIST

No.	DESCRIPTION	IMAGE	Q'TY
P1	BODY		1
P2	METAL LEGS		4

HARDWARE LIST

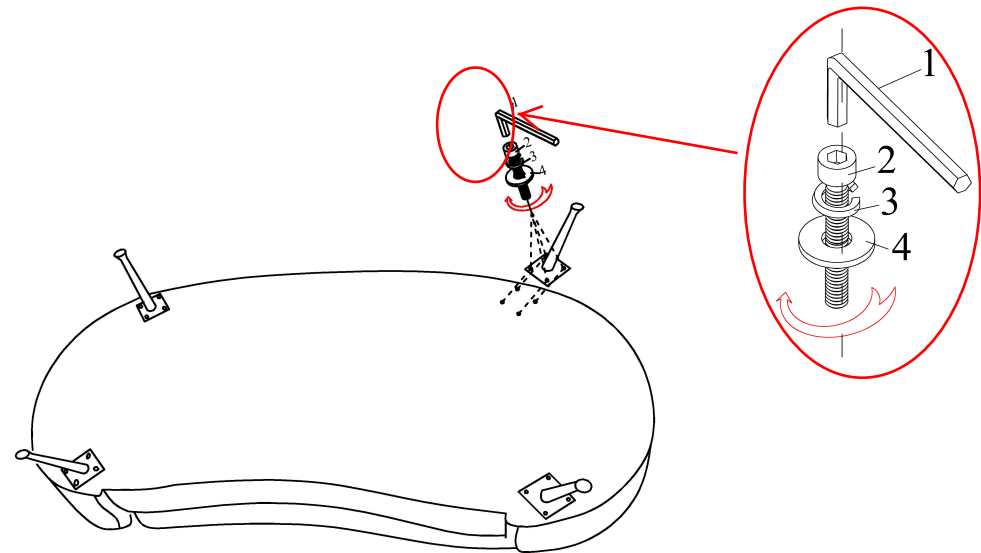
No.	DESCRIPTION	IMAGE	Q'TY
H1	BOLT (Ø5/16 x 25 MM)		16
H2	SPRING WASHER Ø5/16		16
H3	FLAT WASHER Ø5/16		16
H4	ALLEN KEY		1

NOTES.

Thank you for purchasing this quality product! Be sure to check all packing material carefully for small part that may have come loose inside the carton during shipping.

CAUTION: The item is heavy, assembly should be performed by two people.

STEP 1.



STEP 2.

