


SCHONBEK®

CHANDELIER 3774- ____ TRIM DIAGRAM

(Finish Option)



24 + 1 Lights
Diameter: 45"
Body Length: 52"
Hanging Weight: 137 lbs.

THIS DESIGN IS THE PROPRIETARY
TRADE DRESS/TRADE MARK OF
SCHONBEK WORLDWIDE LIGHTING INC.

SCHONBEK®

**Follow steps in exact order
Save this trim diagram for future reference**

1

IMPORTANT

Person who opens carton should record the following information for future service.

CODE # _____ Four-digit number on outside of carton.
PACKER # _____ See crystal package label.
ORDER # _____ See crystal package label.

SCHONBEK IS A WORLD LEADER IN CHANDELIER DESIGN. PATENTS INCLUDE:
#D5,222,805, & #D374,498

Instructions for electrician

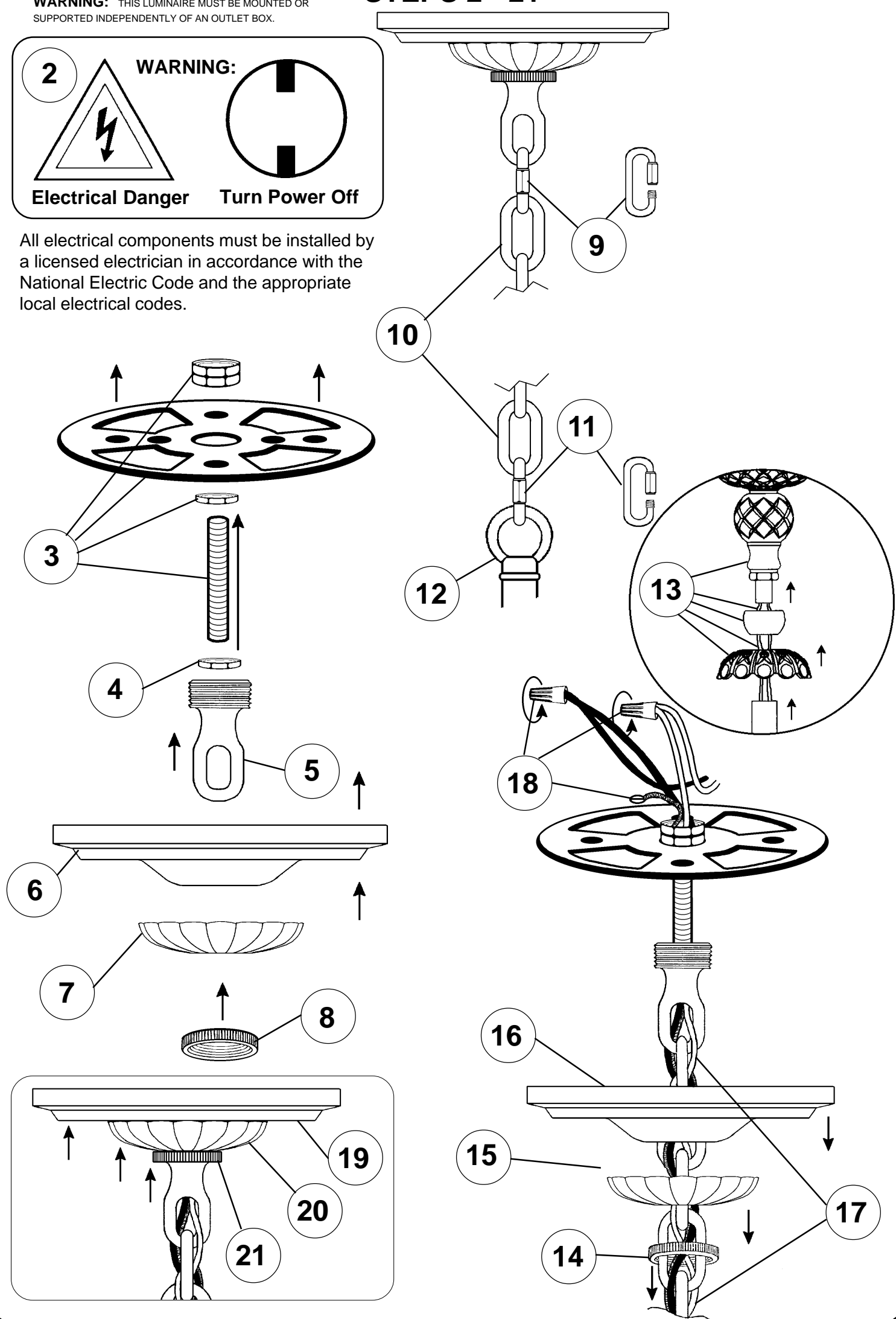
STEPS 2 - 21

WARNING: THIS LUMINAIRE MUST BE MOUNTED OR SUPPORTED INDEPENDENTLY OF AN OUTLET BOX.

2 **WARNING:**

Electrical Danger Turn Power Off

All electrical components must be installed by a licensed electrician in accordance with the National Electric Code and the appropriate local electrical codes.



SET #1

N4004	N4000	N4023	N4002	N4007	N4012	N4025	N4024
3"	3"	3"	3-1/2"	3-1/2"	4"	4-1/2"	4-1/2"
76mm	76mm	76mm	89mm	89mm	100mm	114mm	114mm

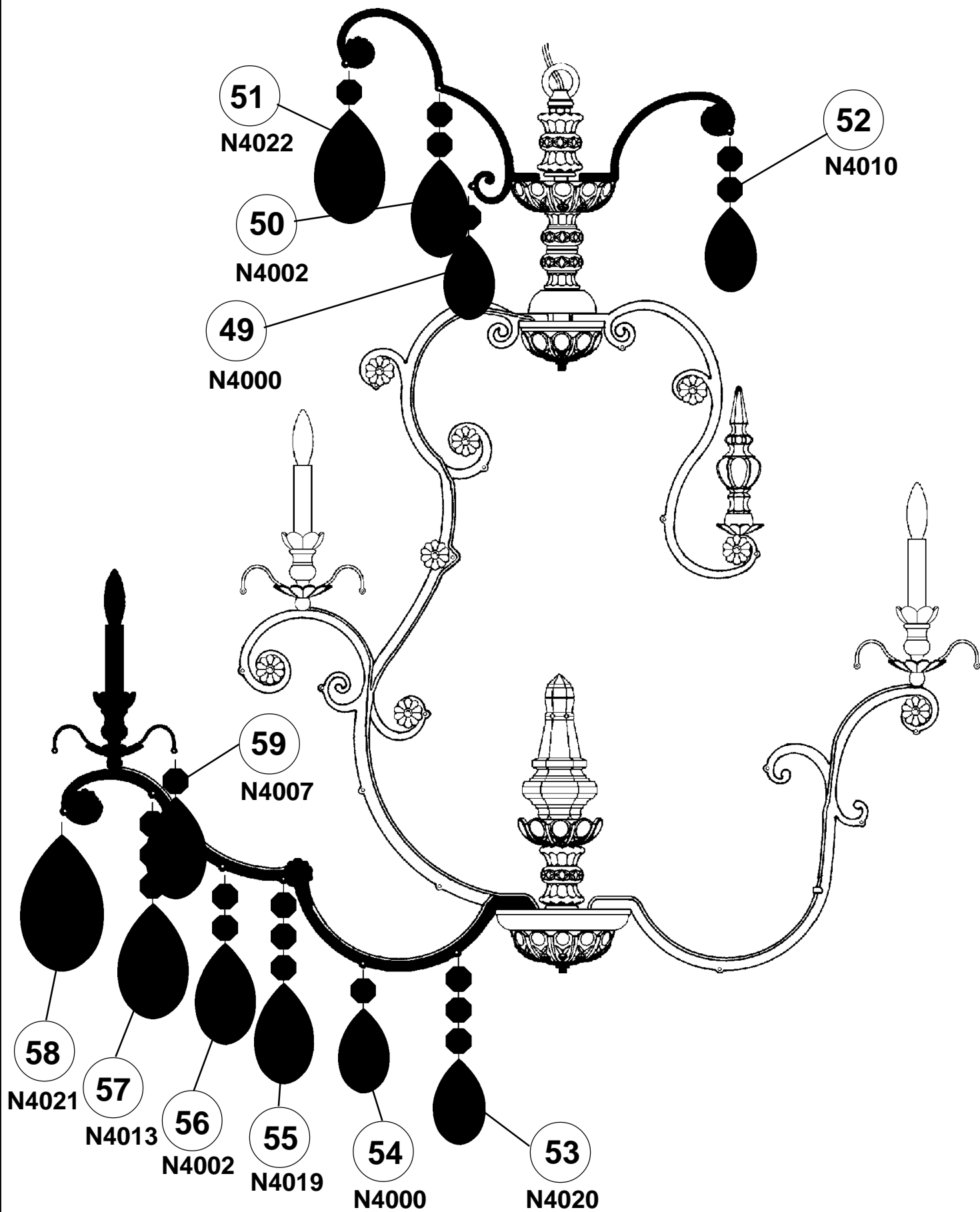
SET #2

N4004	N4000	N4007	N4016	N4022	N4021	N4025	N4026
3"	3"	3-1/2"	4"	4"	4-1/2"	4-1/2"	4-1/2"
76mm	76mm	89mm	100mm	100mm	114mm	114mm	114mm

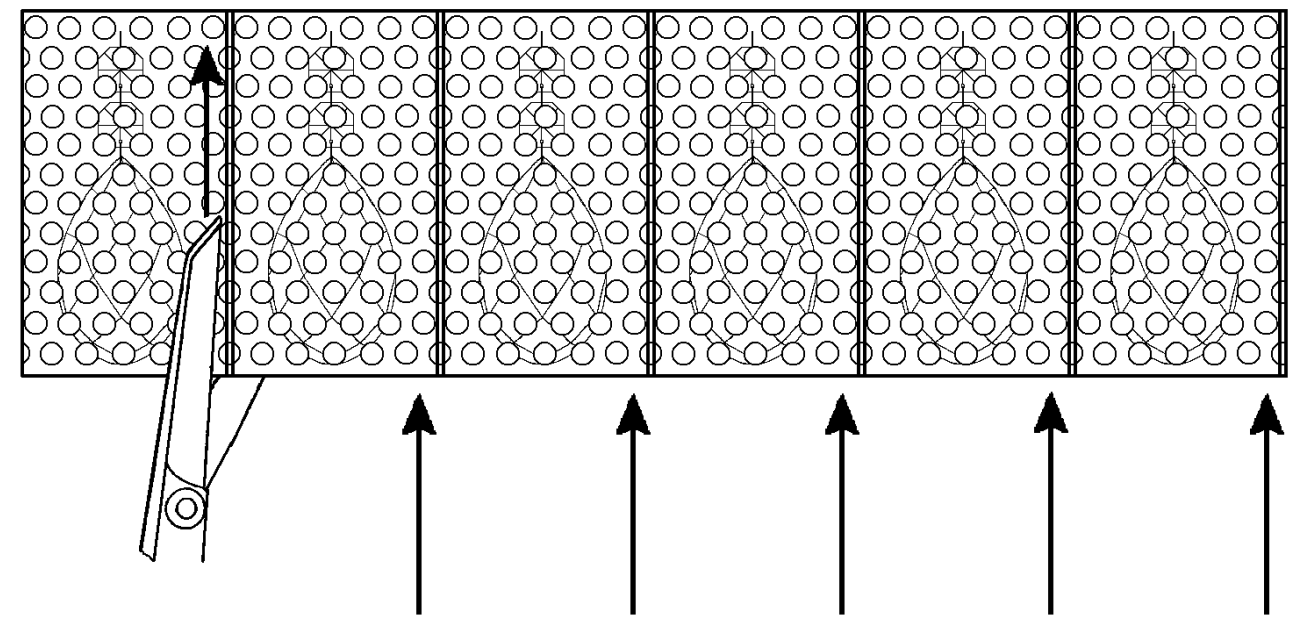
SET #3

N4000	N4010	N4020	N4007	N4002	N4019	N4022	N4013	N4021
3"	3"	3"	3-1/2"	3-1/2"	3-1/2"	4"	4"	4-1/2"
76mm	76mm	76mm	89mm	89mm	89mm	100mm	100mm	114mm

Crystal Set #3 in Black

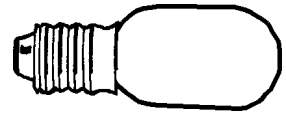


For easy removal of crystal from bubble pack, please cut along pouches on the inside of the seam. Gently remove crystal from the side of the pouch.



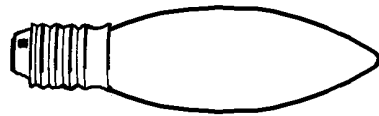
NOTE: Work on one crystal set at a time. Follow the black line from top to bottom according to the numbered steps on the trim diagram.

Instructions for crystal trimming STEPS 22 - 59



You will need 1 - T7
15 Watts Max
(Center Light)

23



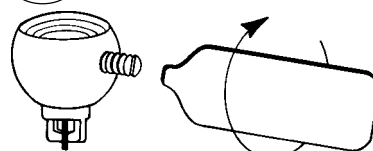
You will need 24 - C10
25 Watts Recommended
60 Watts Max

Install bulbs and be
sure to test fixture
BEFORE trimming.

FIXTURE INCLUDES:
Hanger Hardware
Trim - Frame
1 - T7 Light Bulb

DOES NOT INCLUDE:
C10 - Light Bulbs

27



Tighten With
Tool Provided.

Crystal Set #1 in Black

28
N4000

32
N4025

30
N4002

22
#90002

39
N4007

38
N4025

37
N4024

36
N4012

35
N4023

26
N406

29
N4004

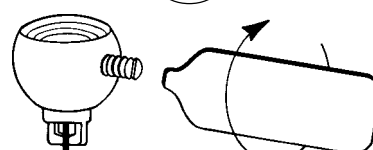
24
#9552/180

31
N4007

33
N405

25
#9551/150/1

34



Tighten With
Tool Provided.

Crystal Set #2 in Black

#9418

#9319

#9419

#9419

#9302

41
N4000

#9302

#9418

#9319

40
N4004

43
N4021

48
N4007

47
N4026

45
N4025

46
N4016

42
N4022

44
N4000



**SPARE PARTS KIT
PROVIDED.**