



# RISE

VANITIES WALL

location:  
**DAMP**

## SPECIFICATIONS:

### DESCRIPTION

2-4 light vanity luminaires featuring handcrafted glass.

### LAMPING

**Standard:** 60W A15 or A19 120V incandescent, suitable for dimming.

**GU-24 CFL:** Self-ballasted GU-24 lampholders. 13W max, 120V. lamps not included.

**LED:** 10W GU24 LED Lamp 120V, dimmable, included.

### DIFFUSER

Shade shall be handcrafted Opal Matte glass.

3.5" x 3.5" x 4.75" H, spaced 7.875" apart on center.

### CONSTRUCTION

Fixture utilizes die-cast arm assembly and stamped steel canopy (4.75" H), with plated metal finish.

### METAL FINISH

Fixture shall be finished in Bronze, Chrome or Satin Nickel.


### MOUNTING

Installs directly to a 4" octagonal outlet box.

Orient upward or downward, wall-mount only.

### LABELS

UL or ETL Listed. Suitable for Damp Locations (interior use only).



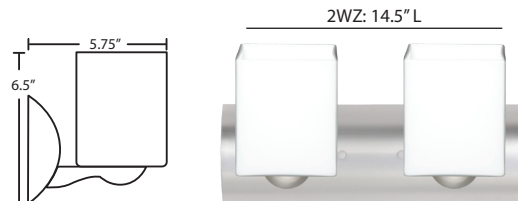
RISE1 SHOWN IN OPAL MATTE (449807) IN DOWNWARD ORIENTATION

## ORDERING:

FIXTURE	GLASS OPTIONS	LAMPING OPTIONS	METAL FINISH
2WZ 2 Light	449807 Opal Matte	(blank) 60W A19 Incan	BR Bronze
3WZ 3 Light		GU24 13W GU24 120V	CR Chrome
4WZ 4 Light		LED 10W LED 120V, dimmable	SN Satin Nickel

### Ex. 3WZ-449807-SN


Rise 3-Light Vanity w/ Opal Matte Glass, Satin Nickel Finish



2WZ: 14.5" L



3WZ: 22.4375" L



4WZ: 30.3125" L

### LED SCONCES:

- Internal driver integrated in the lamp, GU24 base
- Total power of only 10 watts
- Dimmable with a standard dimmer
- Rated life: 30,000 hours
- Frosted acrylic diffuser
- 800 lumens
- CCT: 2800° Kelvin
- CRI: 80+

### Project Information:

All dimensions provided are nominal. Allowance must be made for dimensional tolerance in handcrafted glasses.

REV 7/15