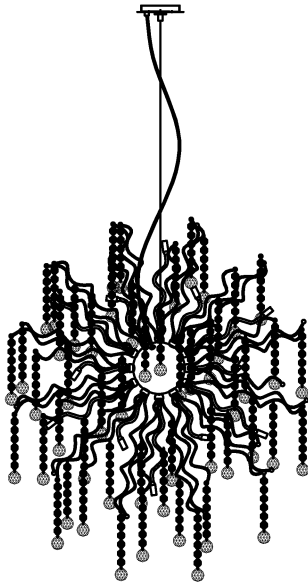


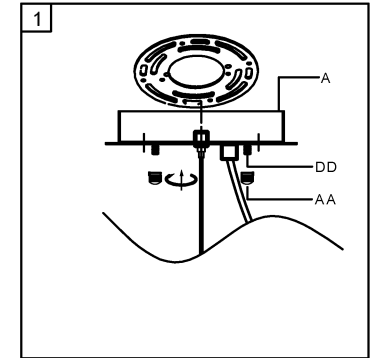
Trade Mark:  
CRYSTAL WORLD INC

Product Name: Pendant lamp  
MODEL:5066P47C  
120Vac, 60Hz,AC ONLY  
Lamp Size:Ø47"xH48"



## PENDANT LAMP ASSEMBLY INSTRUCTIONS

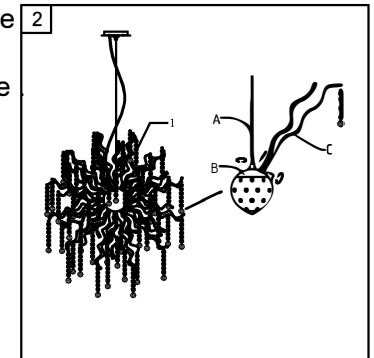
1. Place fixture(A) onto mounting screws (DD). secure with cap nuts (AA).





### Hardware Used


AA Cap nut  X 4  
DD Mounting screw  X 4

2. Please Screw part (A) and (C) onto the lampbody (B)  
Please put the crystal (1) in the fixture



1  
 14mm\*6PCS  
 30mm\*1PCS

144PCS

3. Install light bulbs ( not included).  
Use bulb  **12V G4 48x10W Max.**

