

CRYST RAMA



1958

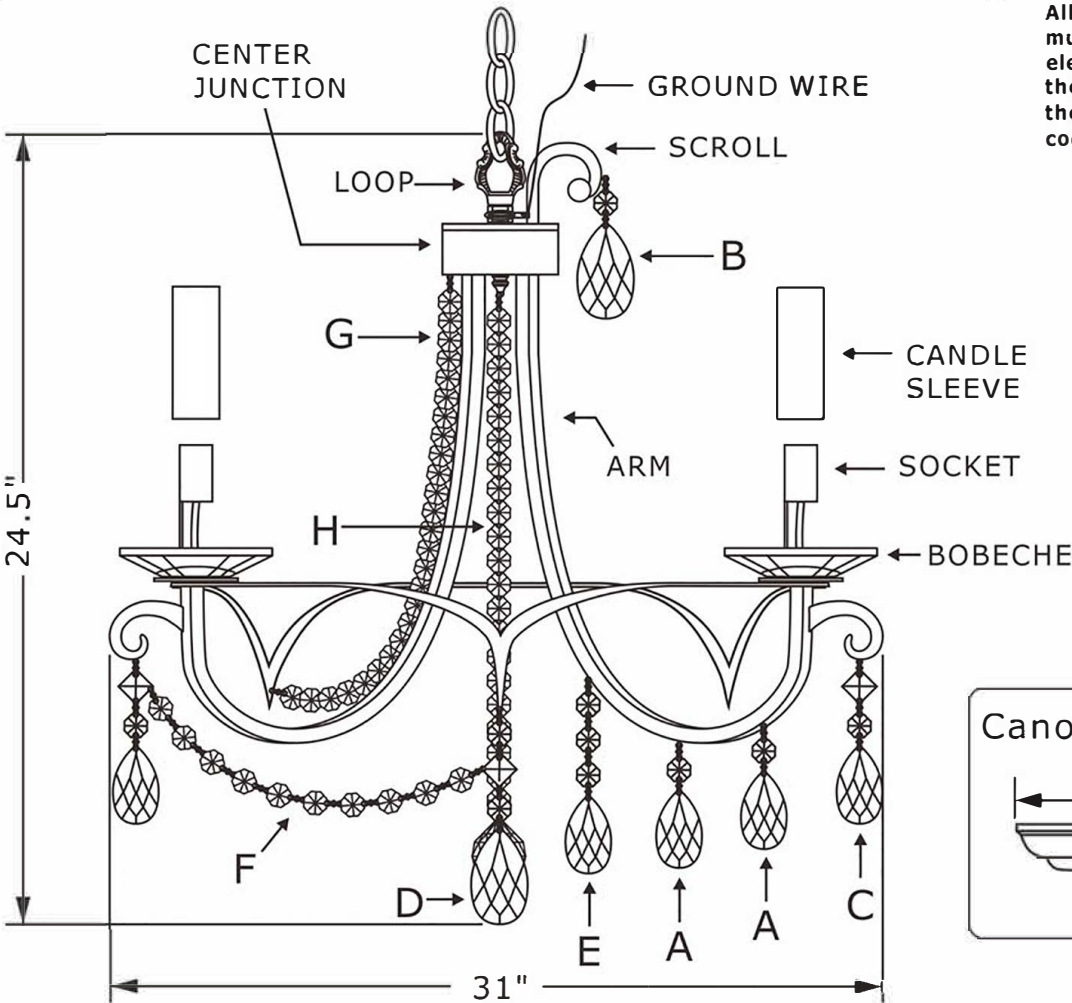
95 Cantiague Rock Road, Westbury NY 11590
 Ph: 516.931.9090 Fax: 516.931.1254
 info@crystorama.com www.crystorama.com

MODEL#: 6828
ASSEMBLY AND DRESSING INSTRUCTIONS

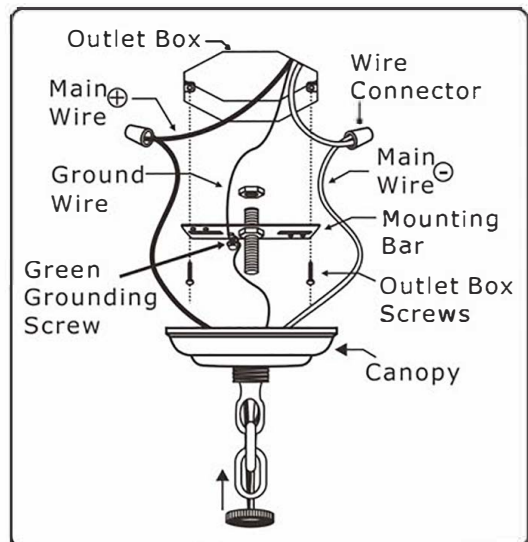
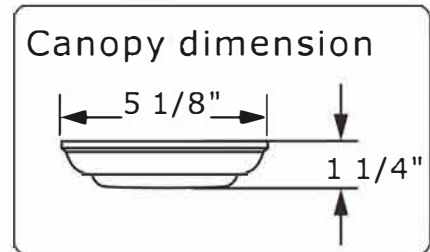
WARNING:

Electrical Danger Turn Power Off

All electrical components must be installed by a licensed electrician in accordance with the National Electric Code and the appropriate local electrical codes.



You will need
 8 Candelabra bulb.
 40 Watts Recommended.
 60 Watts Max.
 Bulb not included.



- A = (14mm+AS9-2")x16sets
- B = (14mm+AS9-2.5")x8sets
- C = (18mm Square+14mm+AS9-2")x8sets
- D = (14mm+18mm Square +14mm+AS9-2.5")x8sets
- E = (14mm*3+AS9-2")x8sets
- F = (14mm*10)x16sets
- G = (14mm*26)x8sets
- H = (14mm*21+50mm Ball)x1pc