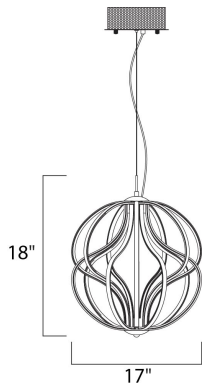




**PRODUCT DESCRIPTION**

A sculpture of Polished Chrome channel is gracefully formed with offsetting waves of motion. This collection is fully dimmable for a great combination of form and function.





**MEASUREMENTS**

DIMENSION : 17" L x 17" W x 18" H  
 MAX OAH : 142" OAH  
 CANOPY : 8" W x 2.75" H x 8" L  
 HANGING WEIGHT : 7.5 lb

**LAMPING**

INPUT VOLTAGE : 120V  
 LUMENS : 4,233 Rated (3,730 Del.)  
 BULB : 14 x 60W LED PCB Integrated , 60W Total  
 BULB INCLUDED : (Integrated)  
 DIMMABLE : Triac CL  
 CRI : 80+ CRI  
 COLOR\_TEMP : 3000K

**FINISHES OPTION**

-  Black
-  Polished Chrome

**MATERIAL**

Aluminum, Steel, Acrylic

**RATINGS**

cETLus  
 Dry Location



**ADDITIONAL**

ADJUSTABLE  
 SLOPE: 90  
 RATED LIFE 30000 Hours  
 OPERATING TEMPERATURE:  
 -20°C (-4°F), 40°C (104°F)

Always consult a qualified electrician before installing any lighting product.



**WESTERN DISTRIBUTION CENTER (HEADQUARTER)**  
 253 NORTH VINELAND AVE | CITY OF INDUSTRY, CA 91746  
**EASTERN DISTRIBUTION CENTER**  
 4200 SHIRLEY DR. | ATLANTA, GA 30336  
 P. 626.956.4200 | F. 626.956.4225 | et2online.com