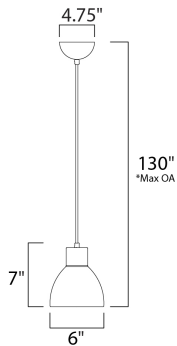


PRODUCT DESCRIPTION

Spun metal shades in various sizes are perfect for budget installations. Available in Black with gold interior and Satin Nickel with white interior, these pendants are very stylish.



*max overall height



MEASUREMENTS

- DIMENSION : 7" L x 7" W x 7" H
- MAX OAH : 130" OAH
- CANOPY : 4.75" W x 2.25" H x 4.75" L
- HANGING WEIGHT : 1.5 lb

LAMPING

- INPUT VOLTAGE : 120V
- BULB : 1 x 60W Incandescent E26 Medium , 60W Total
- BULB INCLUDED : (Not Included)
- DIMMABLE : Yes

FINISHES OPTION

-  Black / Gold
-  Satin Nickel

MATERIAL

Steel

RATINGS

cETLus
Dry Location



ADDITIONAL

ADJUSTABLE
OPERATING TEMPERATURE:
-20°C (-4°F), 40°C (104°F)

Always consult a qualified electrician before installing any lighting product.



WESTERN DISTRIBUTION CENTER (HEADQUARTER)
253 NORTH VINELAND AVE | CITY OF INDUSTRY, CA 91746

EASTERN DISTRIBUTION CENTER
4200 SHIRLEY DR. | ATLANTA, GA 30336

P. 626.956.4200 | F. 626.956.4225 | maximlighting.com