

# ERIS Outdoor

120v : **3-720-xx**

277v : **37-720-xx**

# oxygen

FIXTURE TYPE \_\_\_\_\_

LOCATION \_\_\_\_\_

PROJECT \_\_\_\_\_

DATE \_\_\_\_\_

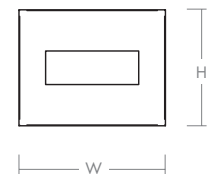
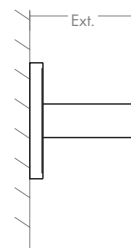
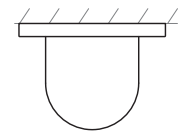


**-22 Oiled Bronze**



**-16 Gray**

<b>LIGHT SOURCE</b>	1 x 8.4W LED, 3000K, CRI 90
<b>LUMINAIRE POWER</b>	10.4W at 120V
<b>RATED LIFE</b>	60000 hr RL
<b>OPTIONAL COLOR TEMPERATURES</b>	2700K, 3500K, 4000K
<b>LUMEN OUTPUT</b>	Delivered: 529 lm (LM-79)
<b>INPUT VOLTAGE</b>	120V or 277V
<b>DRIVER OUTPUT</b>	350 mA, 12W
<b>DIMMING</b>	0-10v & Phase (ELV) Dimming - 50/60Hz 100% to 10% Dimming
<b>CONSTRUCTION</b>	Cast Aluminium and Glass
<b>DIFFUSER</b>	- Frosted Glass
<b>FINISHES</b>	Gray (-16), Oiled Bronze (-22)
<b>MOUNTING</b>	4" Octagonal J-Box*, 4" Square J-Box* *Deep J-Box (Installer must provide a bead of caulk between fixture housing and mounting surface)
<b>STANDARDS</b>	ETL Wet, Conforms to UL STD 1598, Certified CAN/CSA, STD C22.2 No 250.0



### DIMENSIONS

- W:** 6.00"
- H:** 4.75"
- Ext:** 4.35"
- M.C:** 2.37" From top of fixture

Order example for standard fixture:

**3-720-22** (x- Voltage - xxx-Sequence # - xx-Finish)

**3:** 120v, **37:** 277v

Order example for optional color temperatures: **3-720-2722**

**27:** 2700K, **35:** 3500K, **40:** 4000K

