



DIVI

12V MINI PENDANTS

location:
DRY

SPECIFICATIONS:

DESCRIPTION

Low voltage mini pendant with handcrafted glass.

LAMPING

Standard: 35W Low pressure halogen GY6.35 12V Bi-Pin lamp, lamp included. Suitable for use in an open fixture. Optional lamp shield also available.

LED: 6W integrated lightsource, dimmable. (Available on 1XT or 1XC fixtures only).

DIFFUSER

Shade shall be handcrafted glass of various decors. 3.375" Dia. and 2.625" H

Opening sizes: 24mm.

CORD

Standard cord is 10' field-adjustable coaxial type with teflon jacket and decorative sleeve at the socketholder. Jacket tint coordinates with metal finish. Cords also available in 15' lengths.

STANDARD PENDANT (1XC, 1XT)

Mini pendant comes complete with either dome-style or flat-style canopy.

QUICK-CONNECT OPTION (XP, RXP, 1XP)

Quick-Connect Jack is compatible with Besa Rail Adapter, or Quick-Connect canopies (order separately).

METAL FINISH

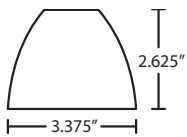
Glass retainer hardware, sleeve and Quick-Connect Jack and/or canopies are finished in either Bronze or Satin Nickel.

LABELS

UL or ETL Listed. Suitable for Damp Locations (interior use only).



DIVI IN PINK DICRO (1858PD) & SKY DICRO (1858SD)



For ordering information, see next page

All dimensions provided are nominal.
Allowance must be made for dimensional tolerance in handcrafted glasses.

REV 10/14



DIVI

12V MINI PENDANTS

ORDERING:

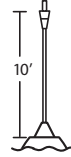
CONNECTION	GLASS OPTIONS	LAMP OPTIONS	METAL FINISH	OPTIONS
Quick-Connect	1858PD Pink Dicro	(blank) 35W Hal	BR Bronze	L 15' cord
XP Jack Only	1858SD Sky Dicro	LED* 6W LED	SN Satin Nickel	
RXP Rail-Ready				
1XP Flat Canopy				
Pendant Fixtures		* LED option is for 1XC or 1XT fixtures ONLY. Consult factory for LED multilight options		
1XC Dome Canopy				
1XT Flat Canopy				

Ex. 1XT-1858SD-SN

Divi Mini Pendant w/ Sky Dicro Glass,
Satin Nickel Finish

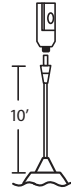
QUICK-CONNECT OPTIONS:

XP Pendant Element Only



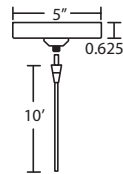
- Pendant Shade and Cord/Socket Set
- 10' Field-adjustable braided coaxial-type cord with a teflon jacket (clear or bronze tint coordinates with metal finish)
- Quick-Connect Jack provided
- Compatible with Besa Canopies and Rail Adapter
- Bronze or Satin Nickel metal finishes

RXP Pendant + Rail Adapter

**READY FOR RAIL**

- Pendant Shade and Cord/Socket Set, plus Rail Adapter
- 10' Field-adjustable braided coaxial-type cord with a teflon jacket (clear or bronze tint coordinates with metal finish)
- Quick-Connect Jack provided
- Compatible with Besa Monorail System
- Bronze or Satin Nickel metal finishes

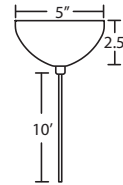
1XP Pendant + Monopoint Flat Canopy



- Pendant Shade and Cord/Socket Set, plus Flat Canopy
- 1x electronic 60W dimmable transformer, fits partially in junction box
- 10' Field-adjustable braided coaxial-type cord with a teflon jacket (clear or bronze tint coordinates with metal finish)
- Quick-Connect Jack provided
- Integral Quick-Connect adapter
- Bronze or Satin Nickel metal finishes

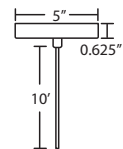
FIXED PENDANT OPTIONS:

1XC 1 Light Pendant, Dome Canopy

**NO CORD CUTTING REQUIRED**

- Suitable for use on sloped ceilings
- 1x electronic 60W dimmable 120V transformer
- Installs to standard 4" octagonal junction box
- Bronze or Satin Nickel metal finishes

1XT 1 Light Pendant, Flat Canopy



- Suitable for use on sloped ceilings
- 1x electronic 60W dimmable 120V transformer, fits partially in junction box
- Installs to standard 4" octagonal junction box
- Bronze or Satin Nickel metal finishes

MORE MOUNTING OPTIONS:

- Besa quick-connect canopies, order separately

- Besa Monorail system, order separately

LED 12V MINI PENDANTS:

- LED driver is located in canopy for optimal performance
- Total power of 6 watts
- 450 lumens
- Rated life: 30,000 hours
- CCT: 2800° Kelvin
- CRI: 85+
- Dimmable
- Frosted acrylic diffuser encloses LEDs

CORD LENGTH OPTIONS:

15Ft. CORD LENGTH:

For longer 15' cord, add an "L" to the end of the item number, i.e. 1XP-174352-SNL.

Project Information: