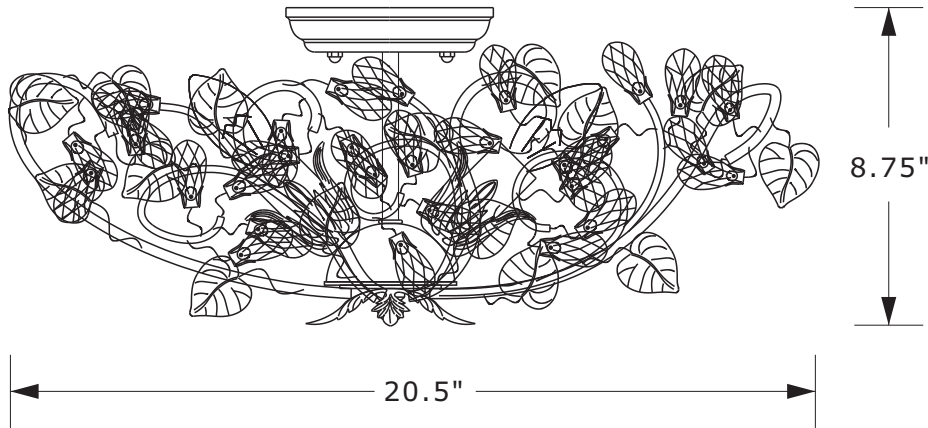


# CRYSTORAMA

LIGHTING THE WAY FOR SIXTY YEARS

## ASSEMBLY INSTRUCTION MODEL #4840-CT

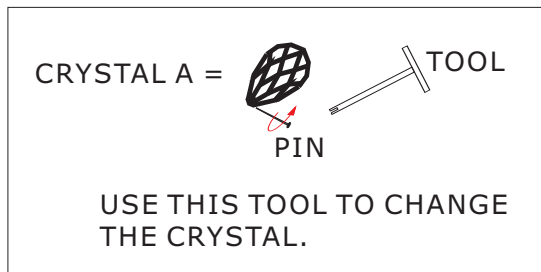


All electrical components must be installed by a licensed electrician in accordance with the National Electric Code and the appropriate local electrical codes.



You will need 5-Candelabra Base Bulb  
40 Watts Recommended 60 Watts Max.  
USE LED BULBS FOR EXTENDED USE

### DETAILED ILLUSTRATION



### How to Install

1. Insert recommended bulbs (not included).

### Crystal Sets

- A. 60 Pieces  
1.5" Cut Crystal

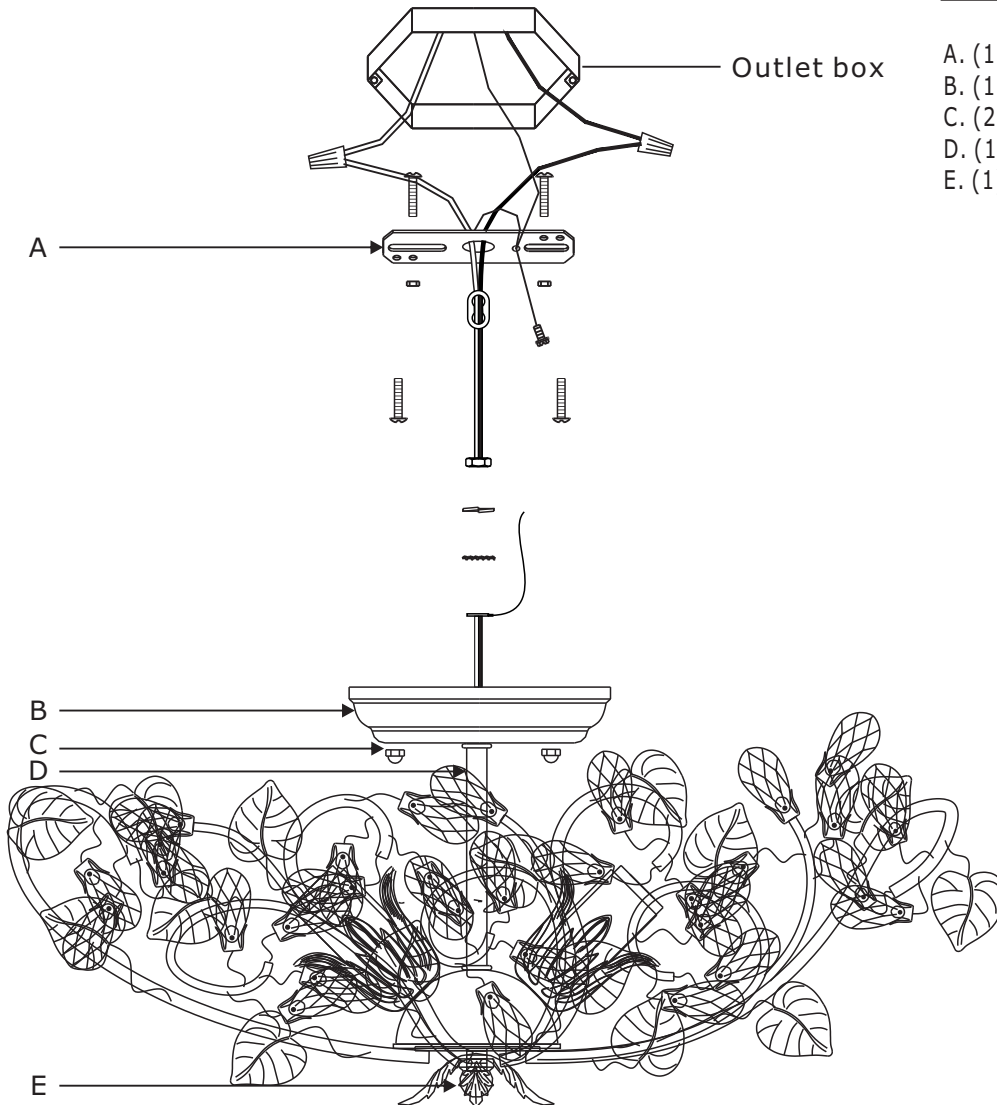
**WARNING:** This product can expose you to Lead, which is known to the State of California to cause cancer and/or birth defects or reproductive harm. For more information go to [www.P65Warnings.ca.gov](http://www.P65Warnings.ca.gov).

# CRYSTORAMA

LIGHTING THE WAY FOR SIXTY YEARS

PART NUMBER MODEL #4840-CT

## Part Number



- A. (1) - Mounting Hardware
- B. (1) - Canopy(W5.12", H1.06") #XRE4840CTCAN5IN
- C. (2) - Ball Nut #XRE4840CTBANUT
- D. (1) - Center Stem(6.10",9.7mm)
- E. (1) - Finial #XRE4840CTFIN