

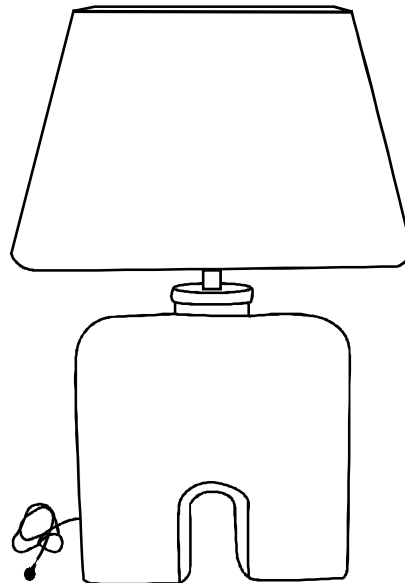
# MOE'S

home collection

## ASSEMBLY INSTRUCTIONS.

YARA TABLE LAMP WHITE


DD-1052-18




THANK YOU FOR YOUR PURCHASE!

## Components in the box:

- (1) Lamp Base - Part 1



- (1) Lamp Shade - Part 2



## Assembly Instructions:

- Remove the Uno Ring (A) from the Light Socket by unscrewing it counter clockwise.
- Align & place the Lamp Shade (B) on top of the Light Socket.
- Secure the Lamp Shade (B) by tightly Screwing the Uno Ring (A) back into place.

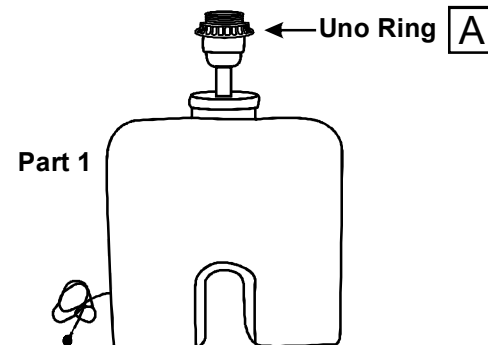
## Care and use instructions:

Wipe clean with a soft, dry cloth.  
Do not use harsh chemicals.

## NOTES.

Thank you for purchasing this quality product! Be sure to check all packing material carefully for small part that may have come loose inside the carton during shipping.

## STEP 1.



## STEP 2.

