

REFLEX Wall Sconce

120v : **3-504-xx**


oxygen

FIXTURE TYPE _____

LOCATION _____

PROJECT _____

DATE _____




-40 Aged Brass



-14 Polished Chrome



-24 Satin Nickel

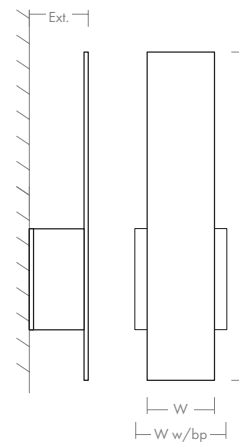


-25 Satin Copper



With optional backplate

LIGHT SOURCE	2 x 7W Max LED GU10 Base (Lamp not included)
LUMINAIRE POWER	14.3W at 120V
RATED LIFE	See LED bulb manufacturer specification
LUMEN OUTPUT	Delivered: 772 lm (LM-79)
INPUT VOLTAGE	120V
DRIVER OUTPUT	No
CONSTRUCTION	Plated Steel and Glass
DIFFUSER	- Frosted Glass
FINISHES	Polished Chrome (-14), Satin Nickel (-24), Satin Copper (-25), Aged Brass (-40)
MOUNTING	4" Octagonal J-Box with optional backplate, 2"x 3" J-Box
STANDARDS	ETL Dry/Damp listed, ADA compliant, Conforms to UL STD 1598, Certified CAN/CSA, STD C22.2 No 250.0.



DIMENSIONS

W:	4.00"
H:	20.00"
Ext:	3.50"
M.C:	14.00" From top of fixture
With optional backplate	
W:	4.75"
H:	20.00"
Ext:	3.625"
M.C:	14.00" From top of fixture

Order example for standard fixture:
3-504-24 (x- Voltage - xxx-Sequence # - xx-Finish)
3: 120v

