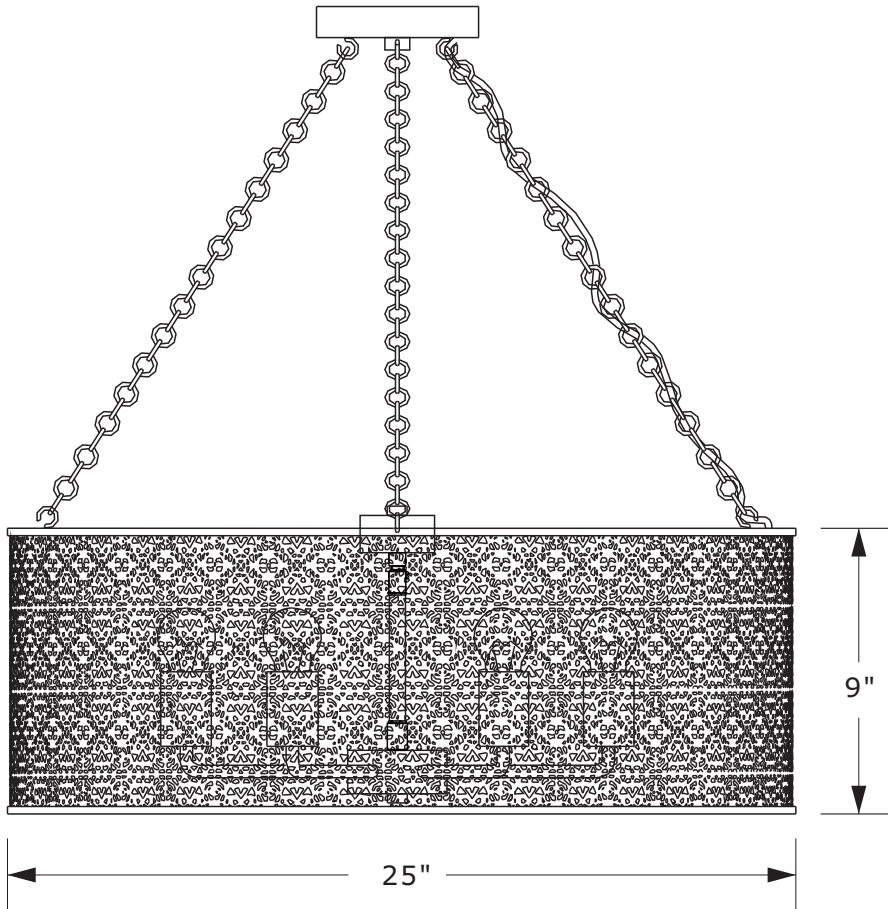



CRYSTORAMA

LIGHTING THE WAY FOR SIXTY YEARS

ASSEMBLY INSTRUCTION MODEL #JAS-A5016-FB



All electrical components must be installed by a licensed electrician in accordance with the National Electric Code and the appropriate local electrical codes.



You will need 6 -Medium Bulb

60 Watts Recommended 100 Watts Max.

USE LED BULBS FOR EXTENDED USE

How to Install

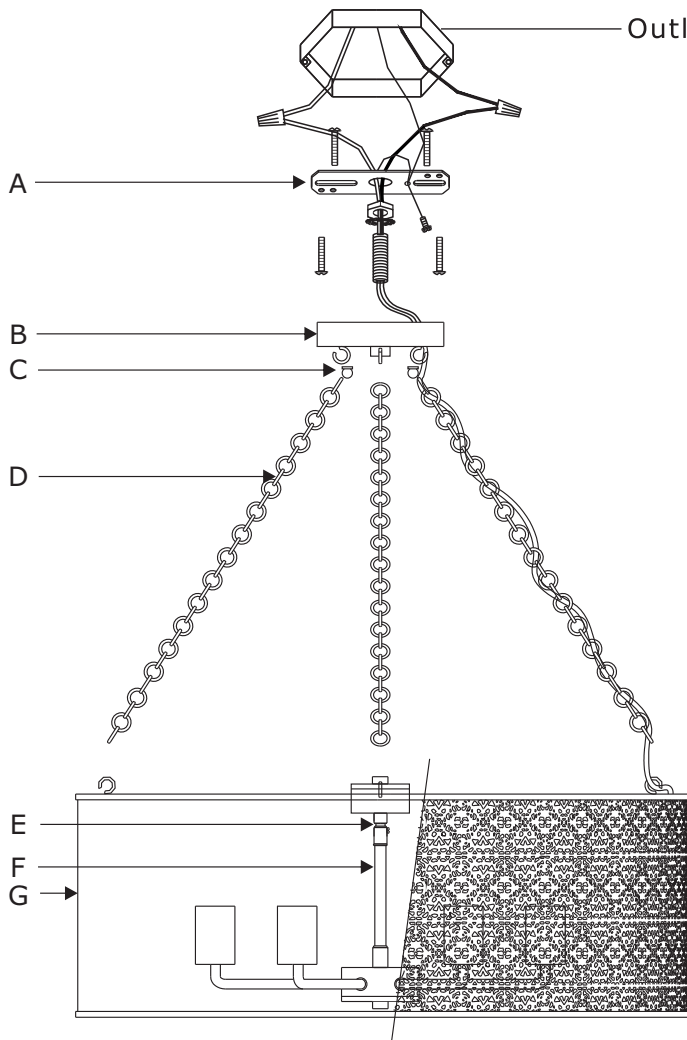
1. Insert recommended bulb (not included).
2. Feed wiring through one of the pieces of hanging chain and out passed the canopy.
3. On each piece of chain, hang one end at the hook on canopy and the second end at the hook on the frame.
4. Secure the canopy to the mounting plate by tightening with the ball nuts.

WARNING: This product can expose you to Lead, which is known to the State of California to cause cancer and/or birth defects or reproductive harm. For more information go to www.P65Warnings.ca.gov.

CRYSTORAMA

LIGHTING THE WAY FOR SIXTY YEARS

PART NUMBER MODEL # JAS-A5016-FB



Outlet box Part Number

- A. (1) - Mounting Hardware
- B. (1) - Canopy(W5.1",H0.76") #XRE5016FBCAN5.1IN
- C. (2) - Ball Nut #XRE5016FBBANUT
- D. (4) - Hanging Chain(72",3mm) #XRE5016FBDECHA72IN
- E. (1) - Swivel
- F. (1) - Center Stem
- G. (1) - Metal Frame