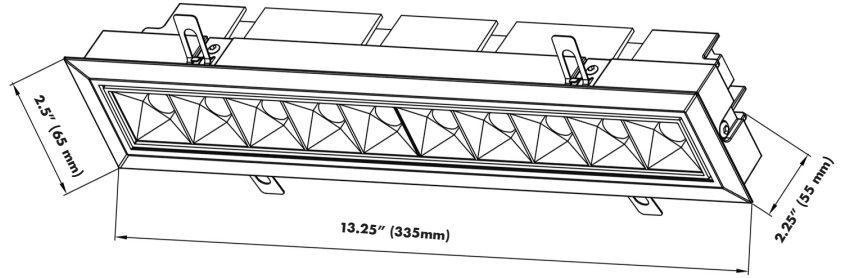


RUBIK SERIES

VMDL000610C024WH



PROJECT: _____ TYPE: _____ CATALOG #: _____ DATE: _____



NOMINAL STANDARD SPECIFICATIONS

SKU:	VMDL000610C024WH
FINISH:	WHITE
LUMEN OUTPUT:	2375.56
INPUT VOLTAGE:	100 - 277V
COLOR TEMPERATURE:	3000K
CRI: 90	90
DIMMING:	0-10V
POSITIONING:	ADJUSTABLE - LEFT 15° / RIGHT 15°
BEAM ANGLE:	30.6°
WATTAGE:	24 W
CUT OUT:	13" L (330.2mm) x 2.25" W (57.1mm)
ENVIRONMENT:	DRY / IP20
MOUNTING:	RECESSED

FEATURES

- LED Adjustable trim downlight, RUBIK Series
 - Aluminum body structure available in White finish
 - Integrated LED 10-spot fixture, recessed installation
 - IC Rated
 - Adjustable 15° to the left or right
 - DIMENSIONS: 13.25"L x 2.5"W x 2.25"H
 - HOLE SIZE: 13"L x 2.25"W
 - ETL, cETL, Title 20 Compliant, Title 24 Compliant, Prop 65 Compliant, Energy Star Compliant
 - 3 Year Limited Warranty
- ***THE MEASUREMENTS ARE ROUNDED TO THE NEAREST 1/4"***

SAMPLE ORDERING SKU


1	2	3	4	5	6
VMDL000610C024WH	024	WH	30K	B30	
1 - SKU	2 - WATTAGE	3 - FINISH	4 - COLOR TEMP.	5 - BEAM ANGLE	6 - OTHER OPTIONS
VMDL000610C	024-24 W	WH - White BL - Black*	27K - 2700* 30K - 3000 35K - 3500* 40K - 4000*	B12 -12°* B20 -20°* B30 -30.6° B48 -48°*	EMD - EMERGENCY DRIVER EMC - EMERGENCY CIRCUIT

NOTES

*ANY CUSTOM MODIFICATION WILL SUBJECT TO MINIMUM ORDER QUANTITY. (M.O.Q.)

RELATED PRODUCTS AVAILABLE:

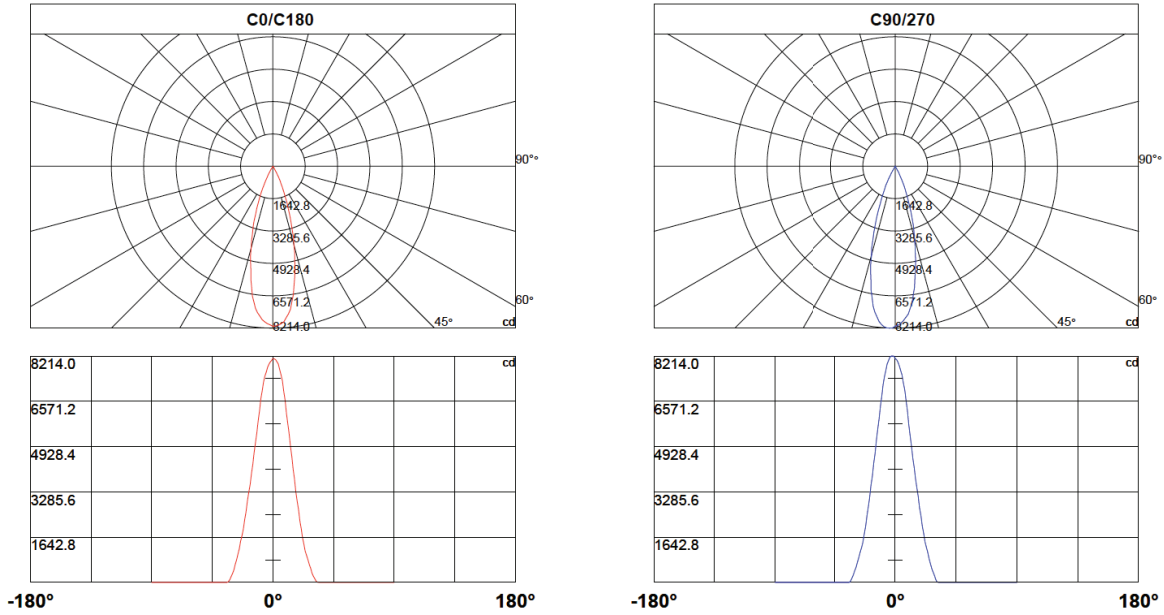
- VMDL000610C024WH
- VMDL000610B024WH
- VMDL000610R024WH
- VMDL000610B024BL



PROJECT: _____ TYPE: _____ CATALOG #: _____ DATE: _____

PHOTOMETRICS

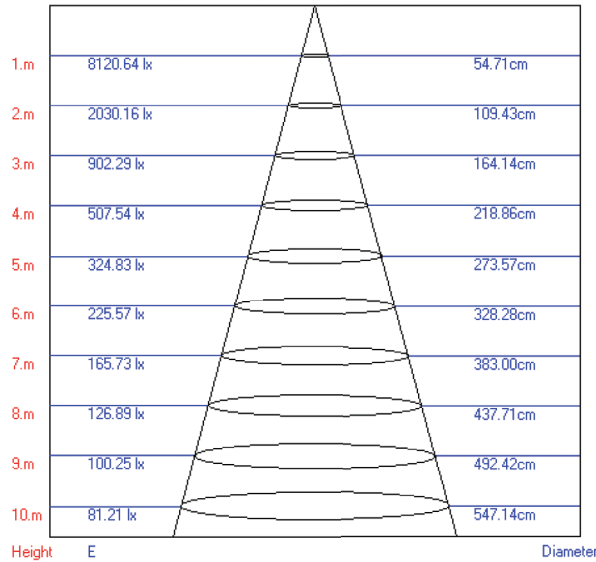
30K - 3000 - STANDARD



BEAM ANGLE

30K - 3000 - STANDARD

Lux-Distance Curve



Beam Angle: 30.60°