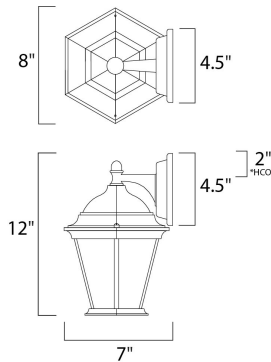




**PRODUCT DESCRIPTION**

Maxim Lighting's commitment to both the residential lighting and the home building industries will assure you a product line focused on your basic lighting needs. With the Builder Cast collection you will find quality lighting that is well designed, well priced and readily available.



\*height from center of outlet to the top of the fixture






**MEASUREMENTS**

DIMENSION : 8" W x 12" H x 7" Ext  
 BACK PLATE : 4.5" W x 4.5" H x 2" HCO  
 HANGING WEIGHT : 2.58 lb

**LAMPING**

INPUT VOLTAGE : 120V  
 LUMENS : 0 Rated  
 BULB : 1 x 60W Incandescent E26 Medium , 60W Total  
 BULB INCLUDED : (Not Included)  
 DIMMABLE : Yes

**FINISHES OPTION**

-  Black
-  Empire Bronze
-  Pewter
-  Rust Patina
-  White

**GLASS**

Clear CL

**MATERIAL**

Die Cast Aluminum

**RATINGS**

cETLus  
 Wet Location



**ADDITIONAL**

RATED LIFE 2500 Hours  
 OPERATING TEMPERATURE:  
 -20°C (-4°F), 40°C (104°F)

Always consult a qualified electrician before installing any lighting product.



**WESTERN DISTRIBUTION CENTER (HEADQUARTER)**  
 253 NORTH VINELAND AVE | CITY OF INDUSTRY, CA 91746  
**EASTERN DISTRIBUTION CENTER**  
 4200 SHIRLEY DR. | ATLANTA, GA 30336  
 P. 626.956.4200 | F. 626.956.4225 | maximlighting.com