



LOCATION		DATE
PREPARED BY		QUANTITY
COMMENTS		FIXTURE TYPE
CATALOG NUMBER		

Hollywood LED Vanity HLWV Series

Features

This contemporary clean line design provides a dramatic look with bevel housing. Three and four light option. Fixture mounts to a standard junction box (not included) on a wall.



Construction

The frame and backplate is 20-gauge die-formed from steel. Power supply connections must be made inside a junction box (not included).

Finish

Stamped metal base housing is painted in satin nickel finish.

Diffuser

Individual diffusers are white acrylic and are non-removable.

Electrical

Input 120VAC / 60Hz.
Not compatible with dimmers.

LED

Integrated LED modules capable of producing:
18.5W = 1800 source lumens, 1600 delivered lumens
28W = 2800 source lumens, 2100 delivered lumens
3000K (CCT). Rated for 50,000 hours, 80 CRI

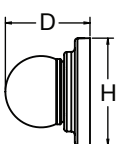
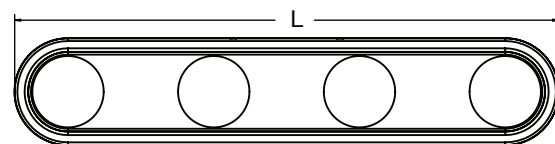
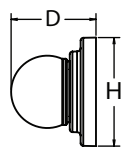
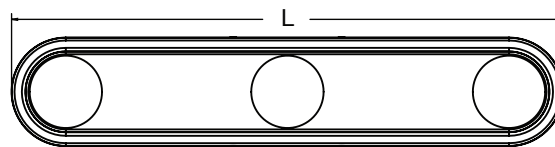
Certification

All fixtures are cETLus listed for indoor damp locations.
ADA
ENERGY STAR® Qualified.

Warranty

Limited warranty: This fixture is free from defects in materials and workmanship for a period of 5 years from date-of-purchase.

Specifications and dimensions are subject to change without notice.



Ordering Information:

Satin Nickel	LED	Source			Delivered		
		Lumens	Lumens	CCT	L	H	D
HLWV240417L30ENSN (3-Light)	18.5W	1800	1600	3000K	24"	4-3/4"	4"
HLWV240422L30ENSN (4-Light)	28W	2800	2100	3000K	24"	3-5/8"	4"