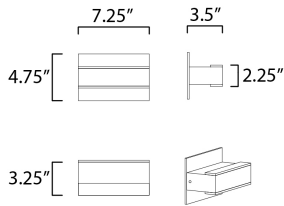


PRODUCT DESCRIPTION

Machined aluminum interior up and down wall sconce available in your choice of White or Black providing you an economical and architectural lighting fixture.





MEASUREMENTS

DIMENSION : 7.25" L x 7.25" W x 4.75" H x 3.5" Ext
 BACK PLATE : 7.25" W x 4.75" H x 3.5" HCO
 HANGING WEIGHT : 1.63 lb

LAMPING

INPUT VOLTAGE : 120V
 LUMENS : 560 Rated (390 Del.)
 BULB : 5 x 7W LED PCB Integrated , 7W Total
 BULB INCLUDED : (Integrated)
 DIMMABLE : Triac CL or ELV
 CRI : 90+ CRI
 COLOR_TEMP : 3000K
 LIGHTING_DIRECTION : Up/Down

FINISHES OPTION

-  Black
-  White

GLASS

Frosted 90

MATERIAL

Aluminum, Acrylic

RATINGS

cETLus
 Damp Location



ADDITIONAL

INSTALL UP/DOWN: All
 RATED LIFE 50000 Hours
 OPERATING TEMPERATURE:
 -20°C (-4°F), 40°C (104°F)

Always consult a qualified electrician before installing any lighting product.



WESTERN DISTRIBUTION CENTER (HEADQUARTER)
 253 NORTH VINELAND AVE | CITY OF INDUSTRY, CA 91746
EASTERN DISTRIBUTION CENTER
 4200 SHIRLEY DR. | ATLANTA, GA 30336
 P. 626.956.4200 | F. 626.956.4225 | et2online.com