


MOE'S

home collection

ASSEMBLY INSTRUCTIONS.






JOY ACCENT TABLE DARK BROWN LACQUER

EW-1020-20



THANK YOU FOR YOUR PURCHASE!

PARTS AND HARDWARE

| NO. | DESCRIPTION | IMAGE | QTY |
|-----|-----------------|---|-----|
| A | Table top |  | 1 |
| B | Wood leg |  | 3 |
| C | Metal plate |  | 4 |
| D | Bolts (M6*12mm) |  | 24 |
| E | Allen key(M4) |  | 1 |

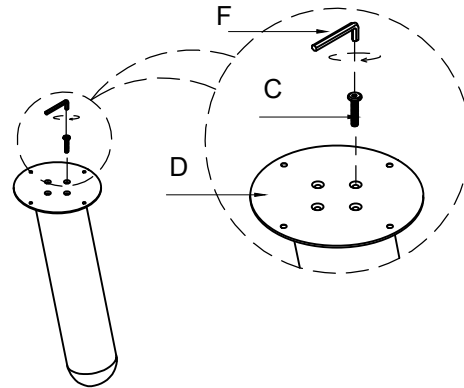
NOTES.

Thank you for purchasing this quality product! Be sure to check all packing material carefully for small part that may have come loose inside the carton during shipping.

Caution: The item is heavy, assembly should be performed by two people.

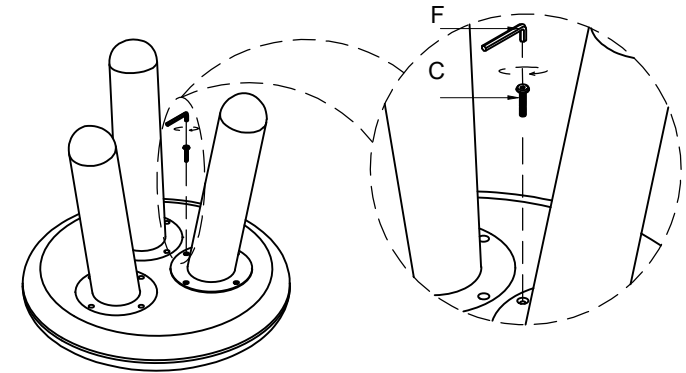
STEP 1.

Assemble legs and metal plate(C) with bolts(D), allen key(E) tightly.



STEP 2.

Assemble legs and table top(A) with allen key (E), bolts (D) tightly.



STEP 3.

Assembly finished .

