



LOTUS

120V PENDANTS

location:
DAMP

SPECIFICATIONS:

DESCRIPTION

Cord-hung or stem-mount pendant with contoured Aluminum shade.

LAMPING

Standard: 60W A19 120V incandescent, suitable for dimming, lamp not included.

LED: 9W Replaceable LED Lamp 120V, dimmable, 80+ CRI, 2800°K CCT, 800 lumens, 30,000 hours. Lamp included.

DIFFUSER

Shade shall be stamped Aluminum of various decors, with foil finished internal reflector. 9.5" Dia. x 6.75" H

SUSPENSION

Cord-hung: 10' SVT-type cord, complete with 5" decorative sleeve at the socketholder. Jacket coordinates with metal finish. Available on 1, 3 or 6 light canopies, shown on next page. Plated stamped steel construction. Bronze or Satin Nickel.

Stem-mount: 4 connectable stem sections (3", 6", 12" and 18" lengths), 10' max. 5" Dia. canopy (with swivel) and stem sections are plated steel. Bronze or Satin Nickel.

MOUNTING

Installs directly to a 4" octagonal ceiling box. Suitable for sloped ceilings.

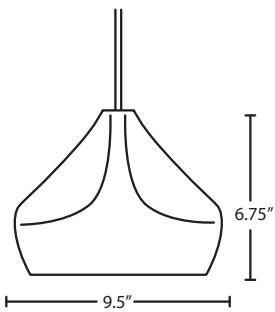
LABELS

UL or ETL Listed. Suitable for Damp Locations (interior use only).

Consult factory concerning lower wattage labeling for energy requirements.



DARK BRONZE W/ GOLD REFLECTOR & SATIN NICKEL W/ SILVER REFLECTOR



For ordering information, see next page

All dimensions provided are nominal.
Allowance must be made for dimensional tolerance in handcrafted glasses.

REV 3/16



LOTUS

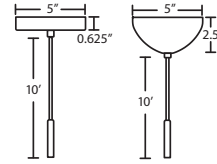
120V PENDANTS

ORDERING:

CONNECTION	SHADE OPTIONS	LAMP OPTIONS	METAL FINISH
Pendant Fixtures	LOTUS Lotus	(blank) 60W Incan	BR Bronze
1JC Dome Canopy		LED 9W LED 120V	SN Satin Nickel
1JT Flat Canopy		dimnable	
Stem Fixtures	Ex. 1JT-LOTUS-LED-SN		
1TT Flat Canopy	Lotus LED Pendant, Satin Nickel Finish		

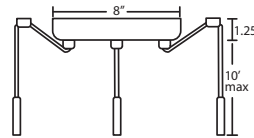
PENDANT OPTIONS:

MONOPOINT PENDANT CANOPY



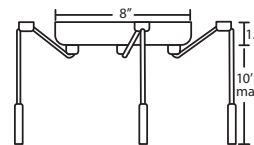
- Flat or Dome Canopy styles. Dome style allows adjustment without cutting cord.
- Suitable for sloped ceilings
- Cord: 10' SVT, 5" sleeve at socketholder (V Series utilizes SJT-type)
- Bronze or Satin Nickel

3BB or 3JB 3 LIGHT LINEAR CANOPY



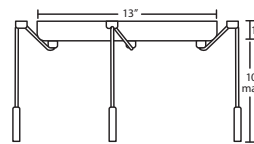
- 2x stemhooks included
- Suitable for sloped ceilings
- Cords: 10' SVT, 5" sleeve at socketholder
- Bronze or Satin Nickel

3BC or 3JC 3 LIGHT ROUND CANOPY



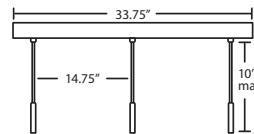
- 3x stemhooks included
- Suitable for sloped ceilings
- Cords: 10' SVT, 5" sleeve at socketholder
- Bronze or Satin Nickel

3BW or 3JW 3 LIGHT LARGE ROUND CANOPY



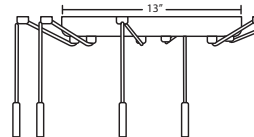
- 3x stemhooks included
- Suitable for sloped ceilings
- Cords: 10' SVT, 5" sleeve at socketholder
- Bronze or Satin Nickel

3BV or 3JV 3 LIGHT BAR CANOPY



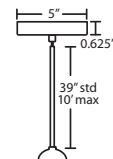
- Some offset installation possible
- Suitable for sloped ceilings
- Cords: 10' SVT, 5" sleeve at socketholder
- Bronze or Satin Nickel

6BC or 6JC 6 LIGHT ROUND CANOPY



- 6x stemhooks included
- Suitable for sloped ceilings
- Cords: 10' SVT, 5" sleeve
- Bronze or Satin Nickel

STEM PENDANT



- Swivel at canopy, suitable for sloped ceilings
- Includes telescoping section plus 4 connectable stem sections, (1x 3", 1x 6", 1x 12", 1x 18"), 10' max
- Bronze or Satin Nickel

LED 120V PENDANTS:

- Internal driver integrated in the lamp, GU24 base
- Total power of only 9 watts
- Dimmable with a standard dimmer
- Rated life: 30,000 hours
- Frosted acrylic diffuser
- 800 lumens
- CCT: 2800° Kelvin
- CRI: 80+

ACCESSORIES:

ADDITIONAL STEM SECTIONS:

Additional connecting stems are available to increase overall length, up to 10' max. Telescoping adjustable section allows up to 3" movement.

T20A-SN or T20A-BR	Adj. Section
T203-SN or T203-BR	3" Section
T206-SN or T206-BR	6" Section
T212-SN or T212-BR	12" Section
T218-SN or T218-BR	18" Section

LONGER CORD LENGTHS:

Longer cord length of 15' available. Add an "L" to the end of the item number, i.e. 1JC-169707-SNL.

CORD SLEEVES:

If concealing the cord is desired, order our 0.25" dia. metal sleeves. Each sleeve is 18" long and may be field cut.

T118-SN	Satin Nickel
T118-BR	Bronze

STEMHOOKS:

Suspension hooks allow cord drops to be placed wherever desired. Suitable for sloped ceilings.

T103BR	Bronze
T103SN	Satin Nickel

Project Information:

Blank area for project information.

HOW TO ORDER A MULTILIGHT FIXTURE

To order, simply place the 3 character multilight code (*shown above*) as the cord fixture option:

Example: 3BC-493007-SN

3 Light round, Copa Opal glass, Satin Nickel finish - pg. 63 of the catalog