

# CRYST RAMA



1958

95 Cantiague Rock Road, Westbury NY 11590

ph:516.931.9090 fax: 516. 931.1254

info@crystorama.com www.crystorama.com

## MODEL#: 1045-CL-MWP ASSEMBLY AND DRESSING INSTRUCTIONS

WARNING:



Electrical Danger

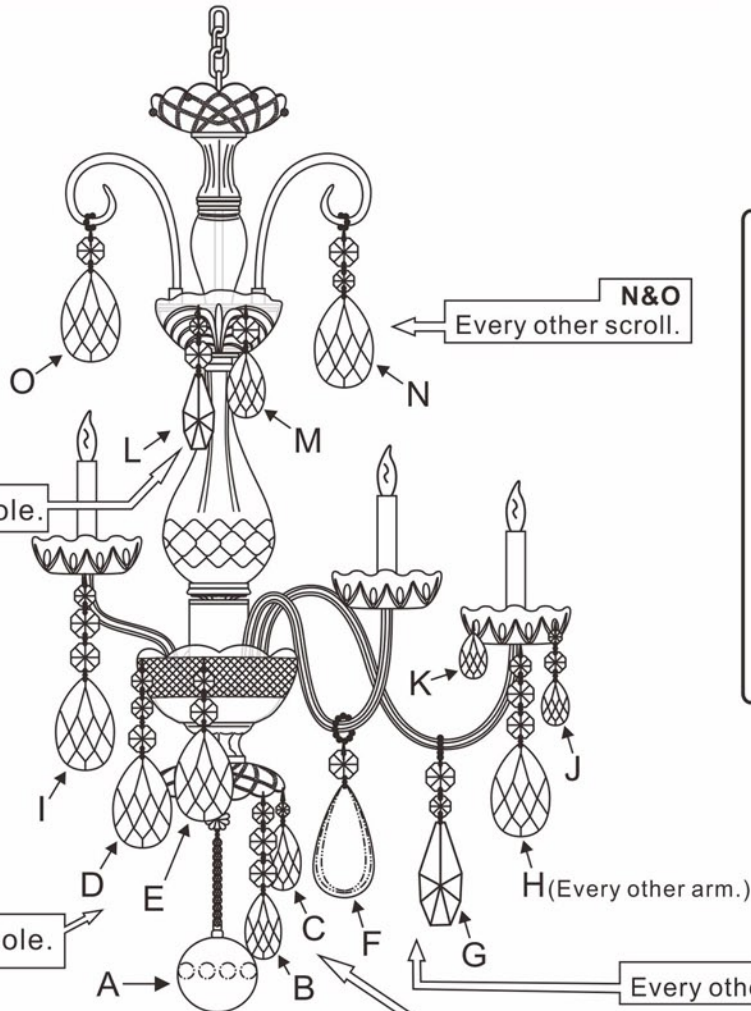


Turn Power Off

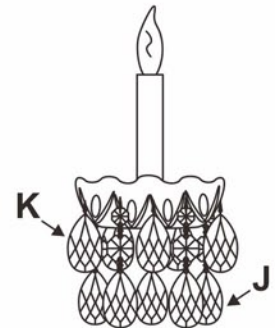
All electrical components must be installed by a licensed electrician in accordance with the National Electric Code and the appropriate local electrical codes.



You will need 12 - Cand. Bulb  
40 Watts Recommended  
60 Watts Max  
Bulb not included.



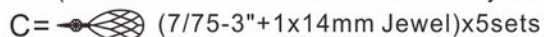
1 Bobeche with  
5 K Trim & J Trim.  
Every other pin hole.



(1x60mm Ball+10x12mm ball+2xRosets)x1set



(7/75-3"+2x28mm Jewels+1x22mm jewel)x5sets



(7/75-3"+1x14mm Jewel)x5sets



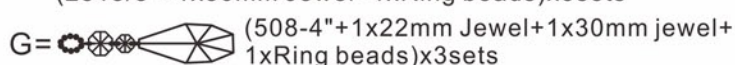
(2504-4"+1x28mm Jewel+2x22mm jewels)x6sets



(2504-4"+1x28mm Jewel+1x22mm jewel)x6sets



(2513/5"+1x30mm Jewel+1xRing beads)x3sets



(508-4"+1x22mm Jewel+1x30mm jewel+1xRing beads)x3sets



(2505-4"+2x28mm Jewels+1x22mm jewel)x 6 sets



(2504-4"+2x30mm Jewels+1x22mm jewel)x6sets



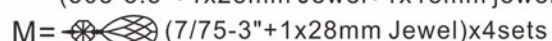
(7/50-2"+1x22mm Jewel+1x14mm jewel)x60sets



(7/50-2")x60sets



(508-3.5"+1x28mm Jewel+1x18mm jewel)x4sets



(7/75-3"+1x28mm Jewel)x4sets



(2505-4"+1x30mm Jewel+1x22mm jewel+1xRing beads)x3sets



(2505-4"+1x28mm Jewel+1xRing beads)x3sets