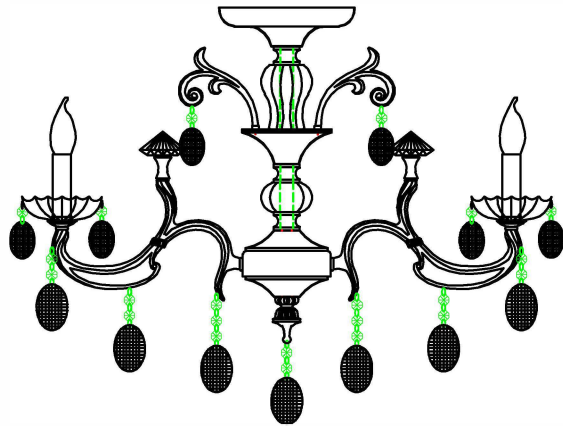



Trade Mark:
CRYSTAL WORLD INC

Product Name: Ceiling lamp
Model :2016C30AB-8
120Vac, 60Hz,AC ONLY
Lamp size:Ø30"X22"H



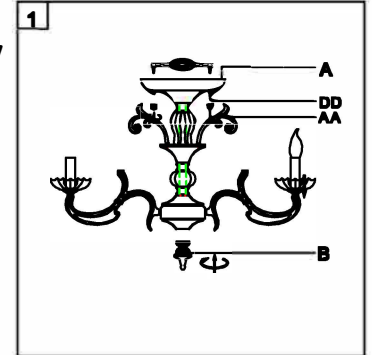
CEILING LAMP ASSEMBLY INSTRUCTIONS

1. Place fixture(A) onto mounting screws (DD). secure with cap nuts (AA). Screw part (B) onto the part (A) secure with screw.


Hardware Used

AA Cap nut  X 2

DD Mounting screw  X 2




2. Please put the crystal(1) (2) (3) (4) (5) to the fixture .

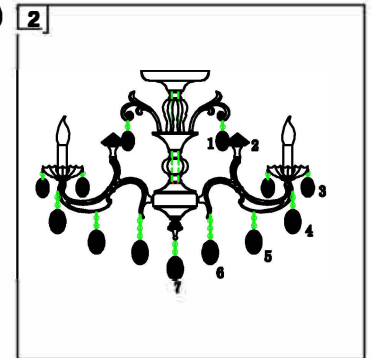
1  14mm¹ 1PCS
50mm¹ 1PCS
8PCS





8PCS


3  14mm¹ 1PCS
50mm¹ 1PCS
32PCS


4  14mm¹ 2PCS
63mm¹ 1PCS
8PCS



5  14mm¹ 2PCS
63mm¹ 1PCS
8PCS

6  14mm¹ 3PCS
8PCS

7  14mm¹ 2PCS
63mm¹ 1PCS
1PCS

3. Install light bulbs (not included).
Use bulb
120V E12  8*40W Max.

