

PRODUCT DESCRIPTION

The entry level Wafer model features driverless technology with the same great look. Manufactured of a plastic shell with aluminum backing, the Chip brings all the look of the Wafer at economical pricing for residential applications. The bright and even lighting effect is delivered by edge-lit technology offering an upscale surface mount solution to substitute recessed can lighting.




MEASUREMENTS

DIMENSION : 5" L x 5" W x 0.5" H
 HANGING WEIGHT : 0.85 lb

LAMPING

INPUT VOLTAGE : 120V
 LUMENS : 880 Rated (780 Del.)
 BULB : 1 x 12W LED PCB Integrated , 12W Total
 BULB INCLUDED : (Integrated)
 DIMMABLE : ELV or Triac CL
 CRI : 90 CRI
 COLOR_TEMP : 3000K

FINISHES OPTION

-  Black
-  Satin Nickel
-  White

GLASS

White WT

MATERIAL

Polycarbonate, Steel

RATINGS

cETLus
 Wet Location
 Energy Star
 JA8 ListedADA



ADDITIONAL

RATED LIFE 50000 Hours
 OPERATING TEMPERATURE:
 -20°C (-4°F), 40°C (104°F)

PHOTOMETRIC: Report Found Online

Always consult a qualified electrician before installing any lighting product.



WESTERN DISTRIBUTION CENTER (HEADQUARTER)
 253 NORTH VINELAND AVE | CITY OF INDUSTRY, CA 91746

EASTERN DISTRIBUTION CENTER
 4200 SHIRLEY DR. | ATLANTA, GA 30336

P. 626.956.4200 | F. 626.956.4225 | maximlighting.com