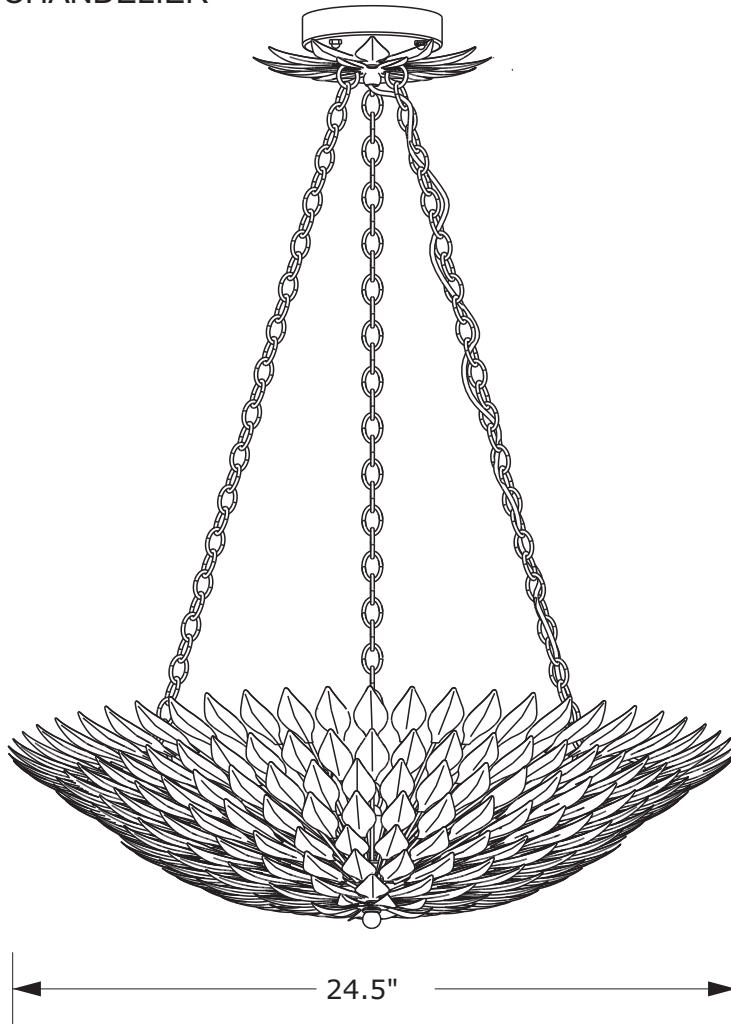


CRYSTORAMA

LIGHTING THE WAY FOR SIXTY YEARS

ASSEMBLY INSTRUCTION MODEL #517-GA

CHANDELIER



All electrical components must be installed by a licensed electrician in accordance with the National Electric Code and the appropriate local electrical codes.



You will need 6 -Candelabra Base Bulb
40 Watts Recommended 60 Watts Max.

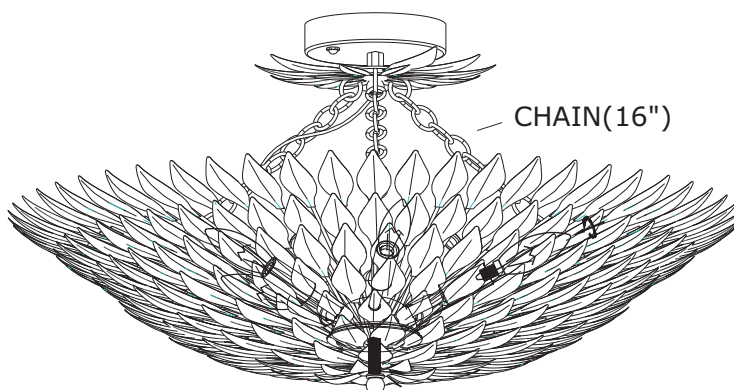
USE LED BULBS FOR EXTENDED USE

THIS FIXTURE IS DAMP RATED

How to install

1. Determine the preferred hanging height and adjust the chain accordingly.
2. Take one hanging chain. Hang one end onto the hook under the canopy and hang the other hook inside the leaf assembly. Repeat for the other two chains.
3. Weave the fixture wire through one of the hanging chains and through the canopy.
4. Insert recommended bulb (not included).
5. Install the canopy onto outlet box and secure it with the ball nuts.

SEMI FLUSH

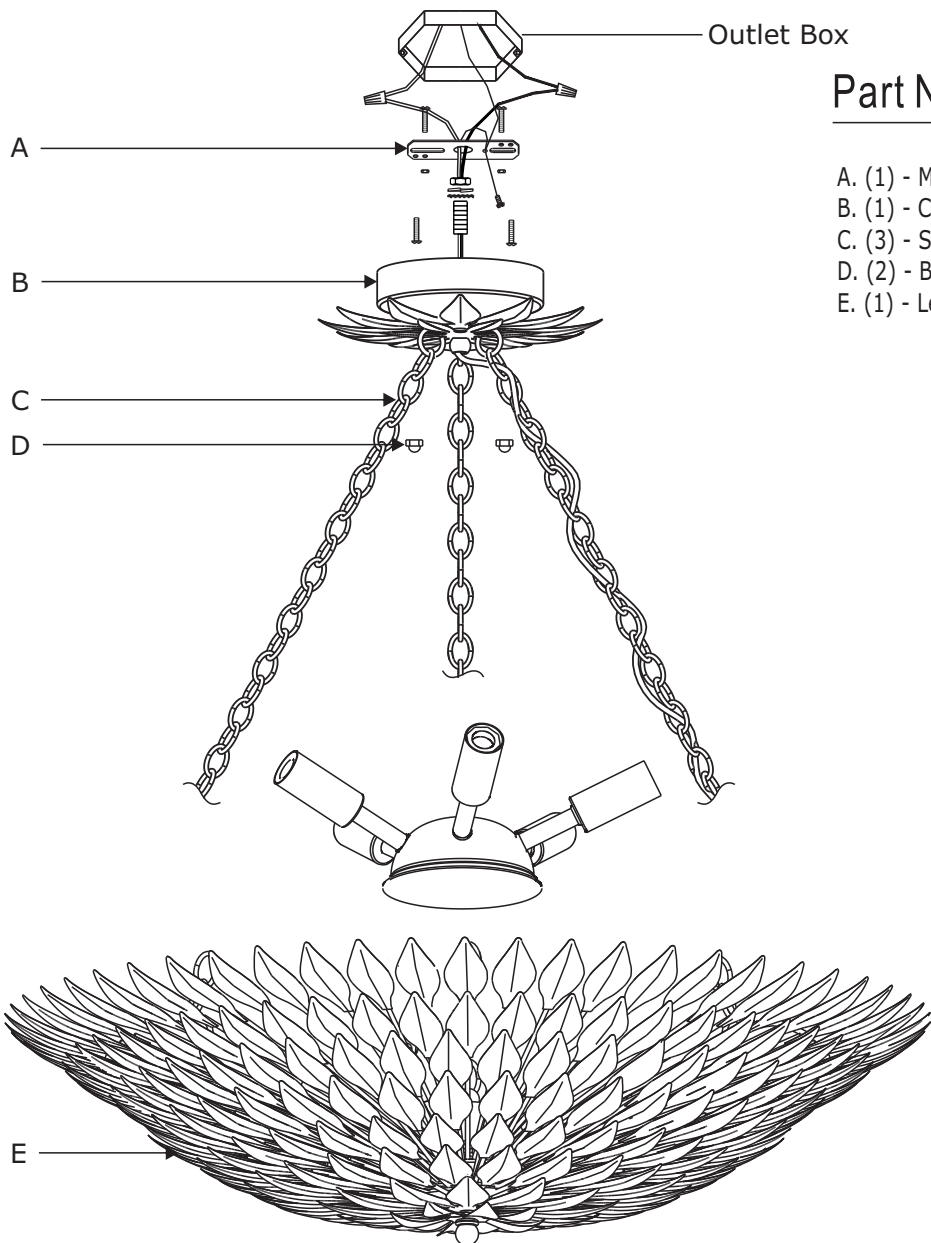


WARNING: This product can expose you to Lead, which is known to the State of California to cause cancer and/or birth defects or reproductive harm. For more information go to www.P65Warnings.ca.gov.

CRYSTORAMA

LIGHTING THE WAY FOR SIXTY YEARS

PART NUMBER MODEL #517-GA



Part Number

- A. (1) - Mounting Hardware
- B. (1) - Canopy(W4.75",H1") #XRE517GACAN4.75IN
- C. (3) - Small Hanging Chain(72",2.8mm) #XRE517GACHA2.8MM
- D. (2) - Ball Nuts #XRE517GABANUT
- E. (1) - Leaf Assembly