




PRODUCT NAME: Orbit 40" large pendant
ITEM NUMBER: 25147ARPN

Please consult your electrician for hanging fixture and wiring.



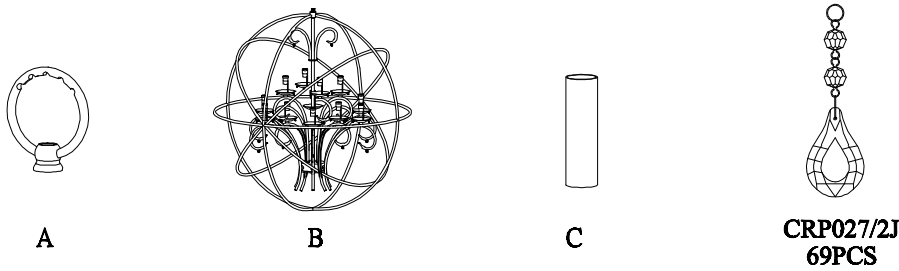
Warning: Xenon bulbs get very hot and may burn you. Always make sure bulbs are off for a minimum of 10 minutes before handling. Fixture may be dimmed using an electronic low voltage dimmer.

Bulb(not included): 12-60 Watt Candelabra Base Bulbs

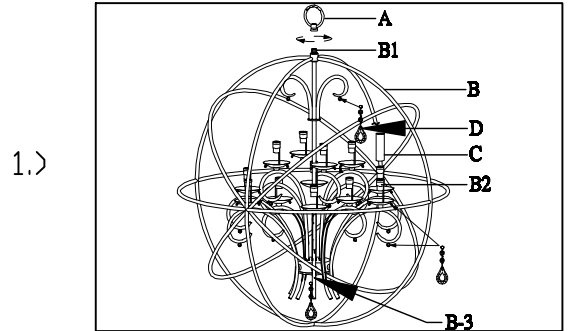
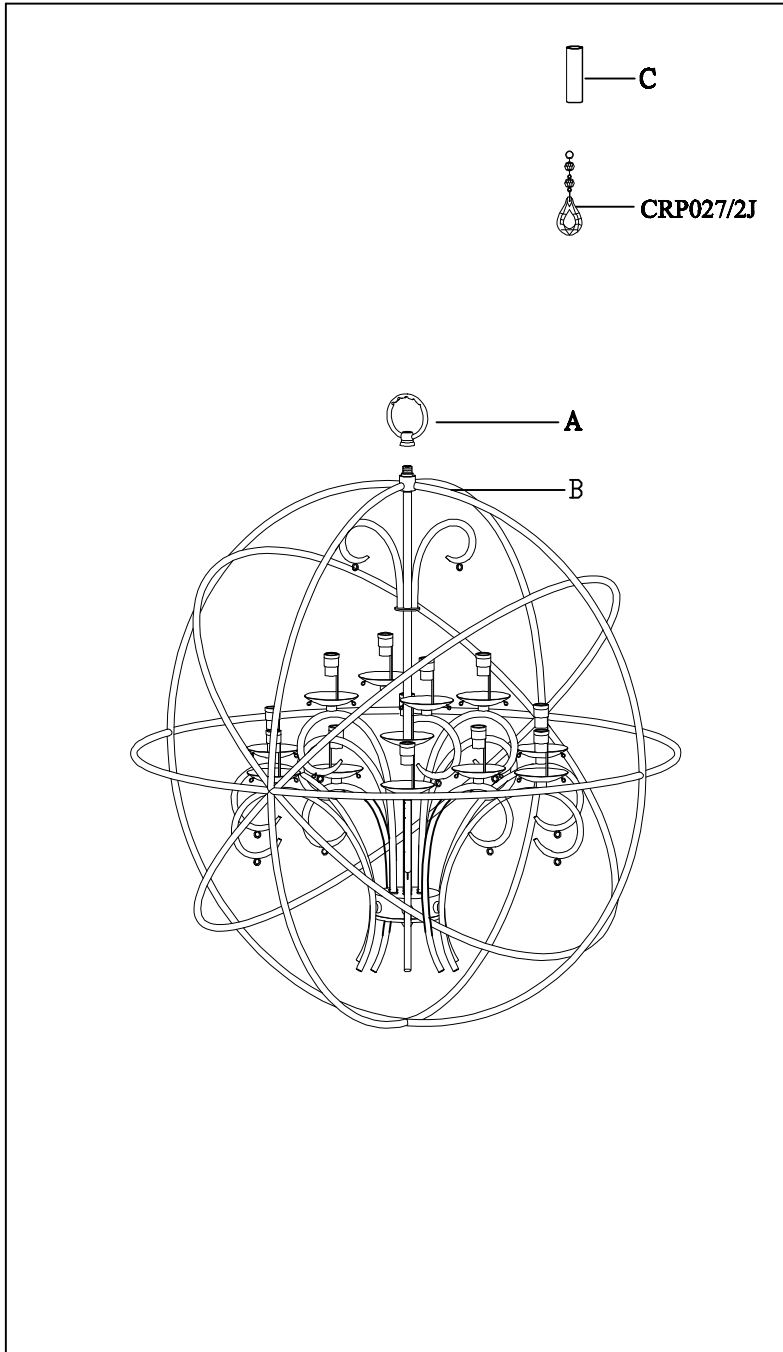
PRODUCTS ARE NOT INENDED
FOR COMMERCIAL USE.

MADE IN CHINA
Page 1 of (2)

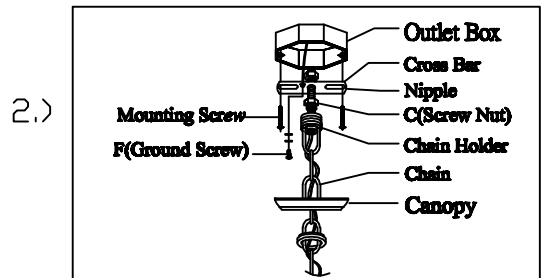
IMPORTANT: Turn off the power at the main fuse or circuit breaker box before starting installation



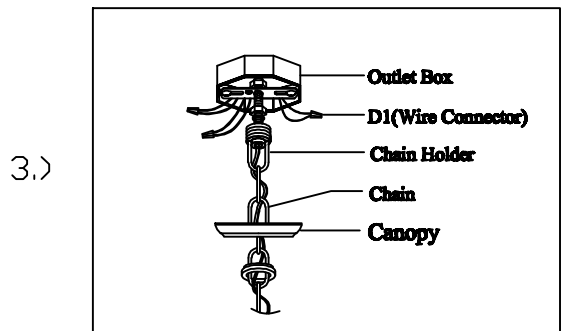
Locate all hardware & components before discarding packaging



Step.1: Install top loop(A) to center stem(B1) and attach desired amount of chain to loop to achieve desired mounting height. Thread wire through every 3rd loop of chain. Place Candle Covers(C) over sockets(B2). Hang Crystal (D).



Step.2: Attach cross bar to mounting bracket. Remove ring from loop and slide down chain. Place canopy onto chain and let slide to top of fixture. Install nipple on cross bar above chain holder



Step. 3: Wire fixture to wires in outlet box. Copper wire is for Ground. Pull canopy through screw ring up chain to ceiling and tighten securely

Cleaning & Care:

Clean with soft cloth and a mild detergent. Do not use abrasive cleaner.