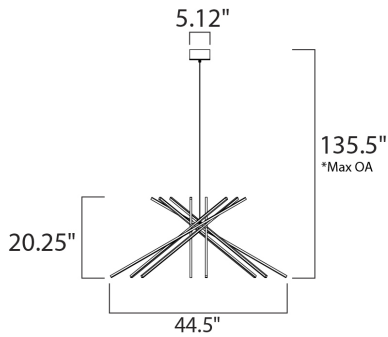




PRODUCT DESCRIPTION



*max overall height



MEASUREMENTS

- DIMENSION : 44.5" W x 20.25" H x 44.5" Ext
- MAX OAH : 135.25" OAH
- CANOPY : 5.25" W x 2.25" H x 5.25" L
- HANGING WEIGHT : 11.08 lb

LAMPING

- INPUT VOLTAGE : 120V
- LUMENS : 3,600 Rated (1,830 Del.)
- BULB : 8 x 7.5W LED PCB Integrated , 60W Total
- BULB INCLUDED : (Integrated)
- DIMMABLE : ELV
- CRI : 90 CRI
- COLOR_TEMP : 3000K

FINISHES OPTION

-  Black
-  Satin Aluminum
-  White

MATERIAL

Aluminum + Acrylic

RATINGS

cETLus
Dry Location



ADDITIONAL

ADJUSTABLE
RATED LIFE 40000 Hours
OPERATING TEMPERATURE:
-20°C (-4°F), 40°C (104°F)

Always consult a qualified electrician before installing any lighting product.



Contemporary
Lighting™

WESTERN DISTRIBUTION CENTER (HEADQUARTER)
253 NORTH VINELAND AVE | CITY OF INDUSTRY, CA 91746

EASTERN DISTRIBUTION CENTER
4200 SHIRLEY DR. | ATLANTA, GA 30336

P. 626.956.4200 | F. 626.956.4225 | et2online.com