



PRODUCT DESCRIPTION

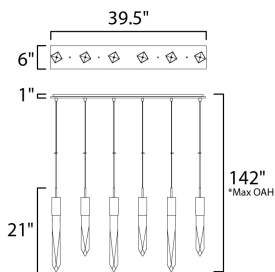
Stalactites of Clear Beveled crystal suspend from your choice of Polished Chrome or Black supports, can be hung at various heights to create a spectacular array. The crystal shimmers as light diffuses through the facets powered by 90 CRI LED dimmable modules.

MEASUREMENTS

DIMENSION : 6" L x 39.25" W x 21" H
 MAX OAH : 142" OAH
 CANOPY : 6" W x 1" H x 39.5" L
 HANGING WEIGHT : 46.64 lb



LAMPING

INPUT VOLTAGE : 120V
 LUMENS : 3,360 Rated (2,856 Del.)
 BULB : 6 x 6W LED AC Integrated , 36W Total
 BULB INCLUDED : (Integrated)
 DIMMABLE : Triac CL
 CRI : 90+ CRI
 COLOR_TEMP : 3000K



*max overall height

FINISHES OPTION

-  Black
-  Polished Chrome

GLASS

Crystal 20

MATERIAL

Steel, Crystal

RATINGS

cETLus
 Dry Location



ADDITIONAL

ADJUSTABLE
 SLOPE: 70
 RATED LIFE 50000 Hours
 OPERATING TEMPERATURE:
 -20°C (-4°F), 40°C (104°F)

Always consult a qualified electrician before installing any lighting product.



WESTERN DISTRIBUTION CENTER (HEADQUARTER)
 253 NORTH VINELAND AVE | CITY OF INDUSTRY, CA 91746
EASTERN DISTRIBUTION CENTER
 4200 SHIRLEY DR. | ATLANTA, GA 30336
 P. 626.956.4200 | F. 626.956.4225 | et2online.com