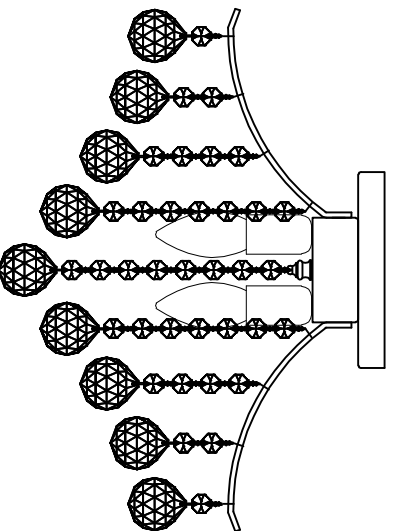


Trade Mark:  
CRYSTAL WORLD INC

Product Name: Ceiling lamp  
Model :8012C16G  
120V<sub>ac</sub>, 60Hz,AC ONLY  
Lamp size:Ø16"XH12"

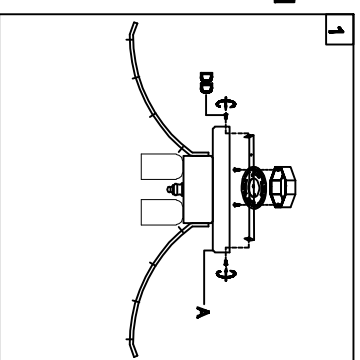


## CEILING LAMP ASSEMBLY INSTRUCTIONS

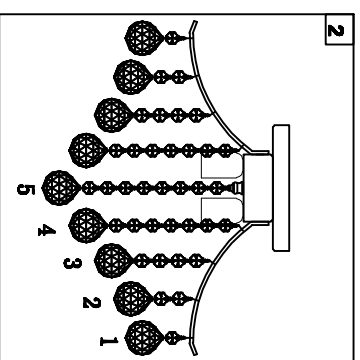
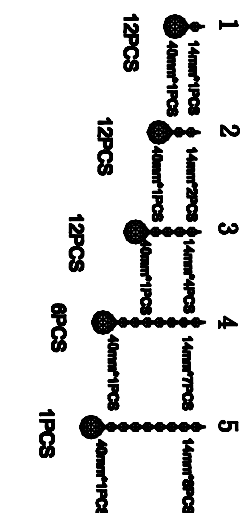
1. Place fixture (A) onto Crossbar (EE), secure with Mounting screw (DD).  
Note: The fixture (A) should be installed with the sockets facing down.

### Hardware Used

DD Mounting screw  X 2



2. Please put the crystal (1) (2X3) (4) (5) to the fixture .



3. Install light bulbs ( not included).  
Use bulb  
**120V E12 4\*40W Max.**

