

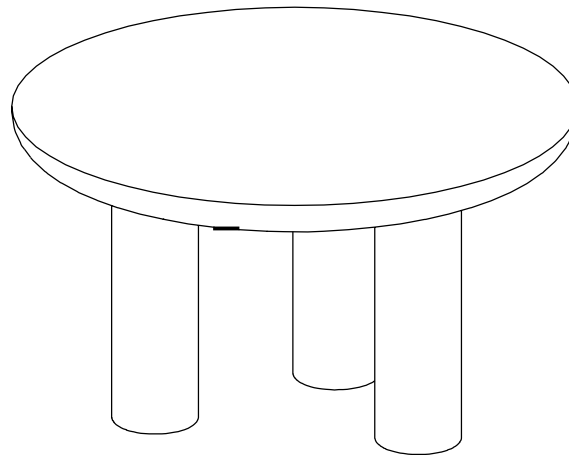
MOE'S

home collection

ASSEMBLY INSTRUCTIONS.

ROCCA ROUND DINING TABLE




ZT-1034-02






THANK YOU FOR YOUR PURCHASE!

PARTS AND HARDWARE.

PARTS LIST

NO.	DESCRIPTION	IMAGE	QUANTITY
P1	TOP FRAME		3
P2	LEG		3
P3	TOP		1

HARDWARE LIST

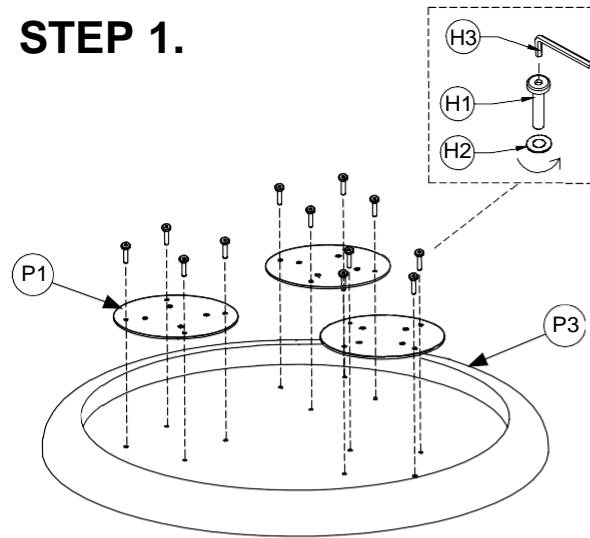
NO.	DESCRIPTION	IMAGE	QUANTITY
H1	BOLT M6 x 20		24
H2	FLAT WASHER M6 x Ø30		12
H3	ALLEN KEY		1

NOTES.

Thank you for purchasing this quality product! Be sure to check all packing material carefully for small part that may have come loose inside the carton during shipping.

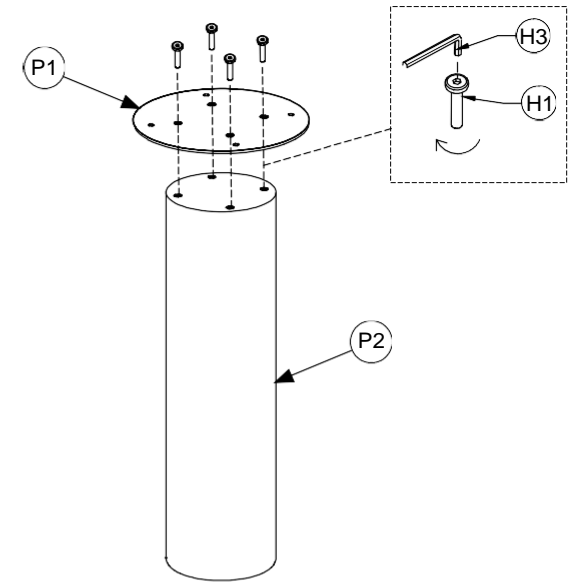
CAUTION: The item is heavy, assembly should be performed by two people.

STEP 1.

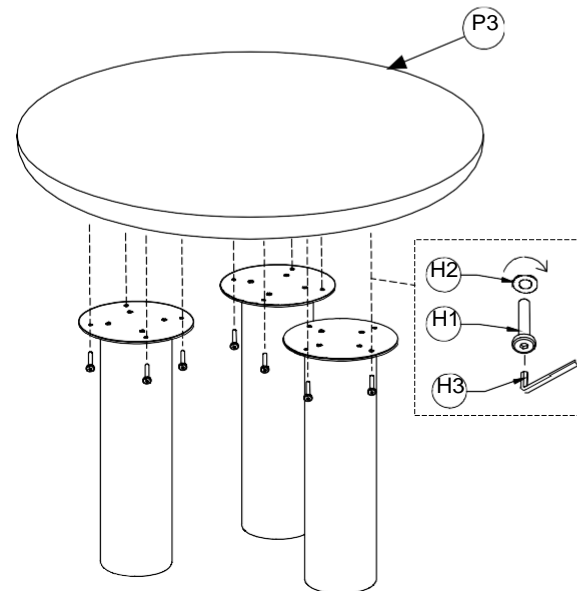


*Screw the bolts out to take frame out (P1) of top (P3)

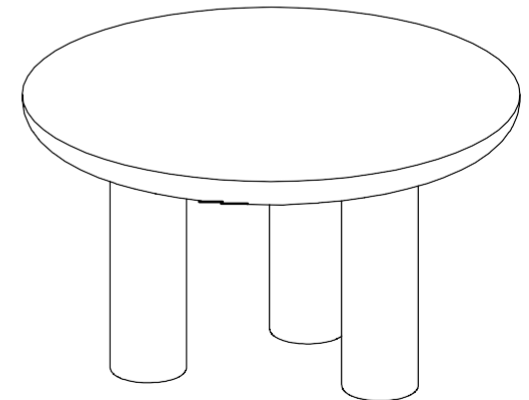
STEP 2.



STEP 3.



STEP 4.



Adjust leveler for balance