


**Tools Required**



**Light Source**

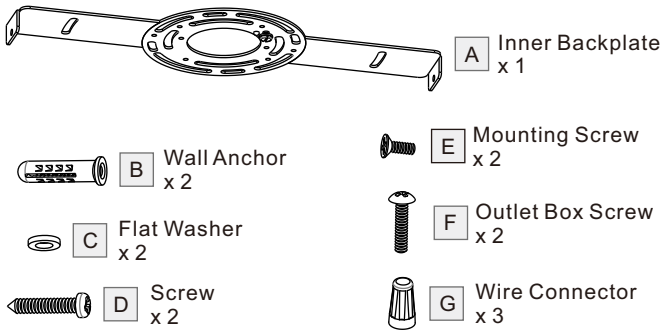
31W  
**LED**

**⚠ Warnings and Cautions**

Turn off the electricity at the circuit breaker before installation. Consult a licensed electrician if in doubt about installation.

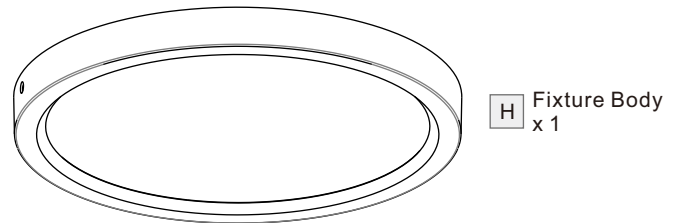
**Package Contents**

**PARTS BAG**



**Preparation:** Identify and inspect all parts before beginning the installation.

Missing or damaged parts? Contact your original place of purchase.



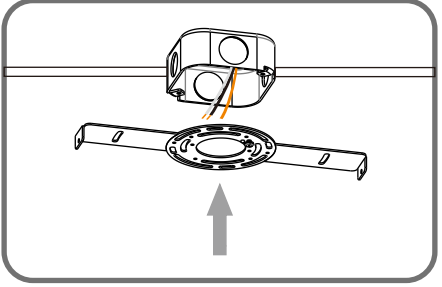
**Table of Contents**

Inner Backplate	Wiring	Fixture Body
<b>STEP 1</b>	<b>STEP 2</b>	<b>STEP 3</b>

**STEP 1**

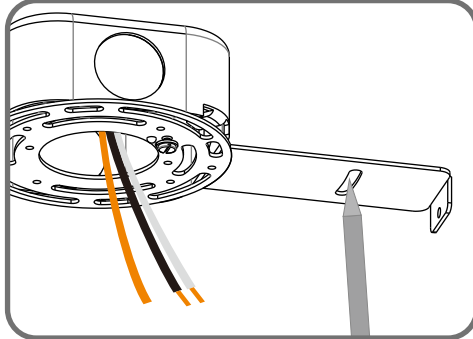
1

Fit inner backplate to outlet box



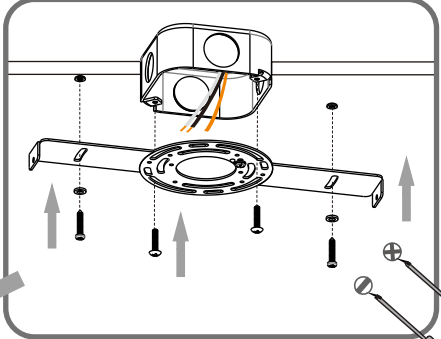
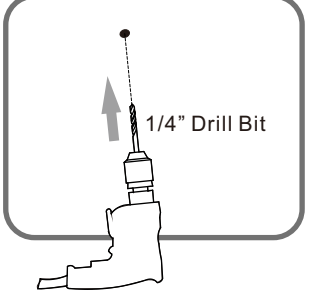
2

Mark anchor holes location on the ceiling



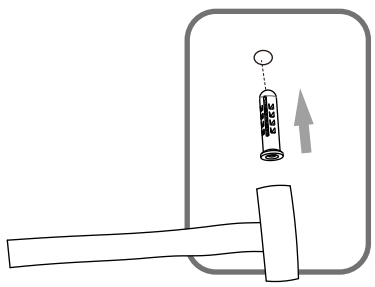
3

Drill holes for anchors from marks



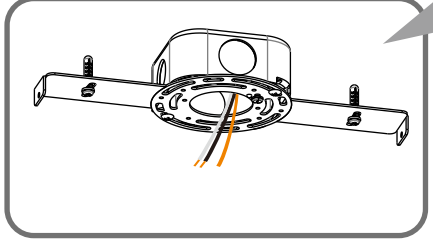
Install inner backplate

5

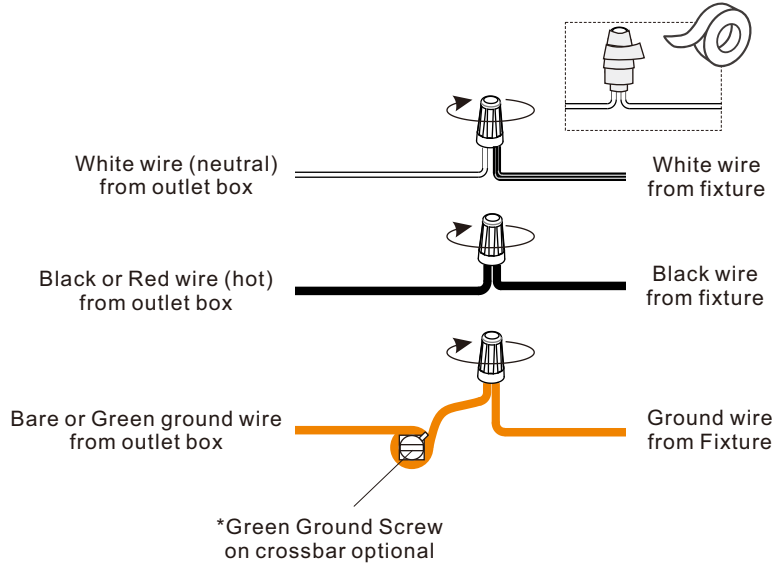


Install wall anchors

4



**STEP 2**



**STEP 3**

