




**SCHONBEK®**

**BAGATELLE 1239- \_\_ \_\_A**



**T**HIS DESIGN IS THE PROPRIETARY TRADE DRESS/TRADemark OF SWAROVSKI LIGHTING, LTD.

1 Light  
Diameter: 8"  
Body Length: 9-1/2"  
Hanging Weight: 3-1/2 lbs.

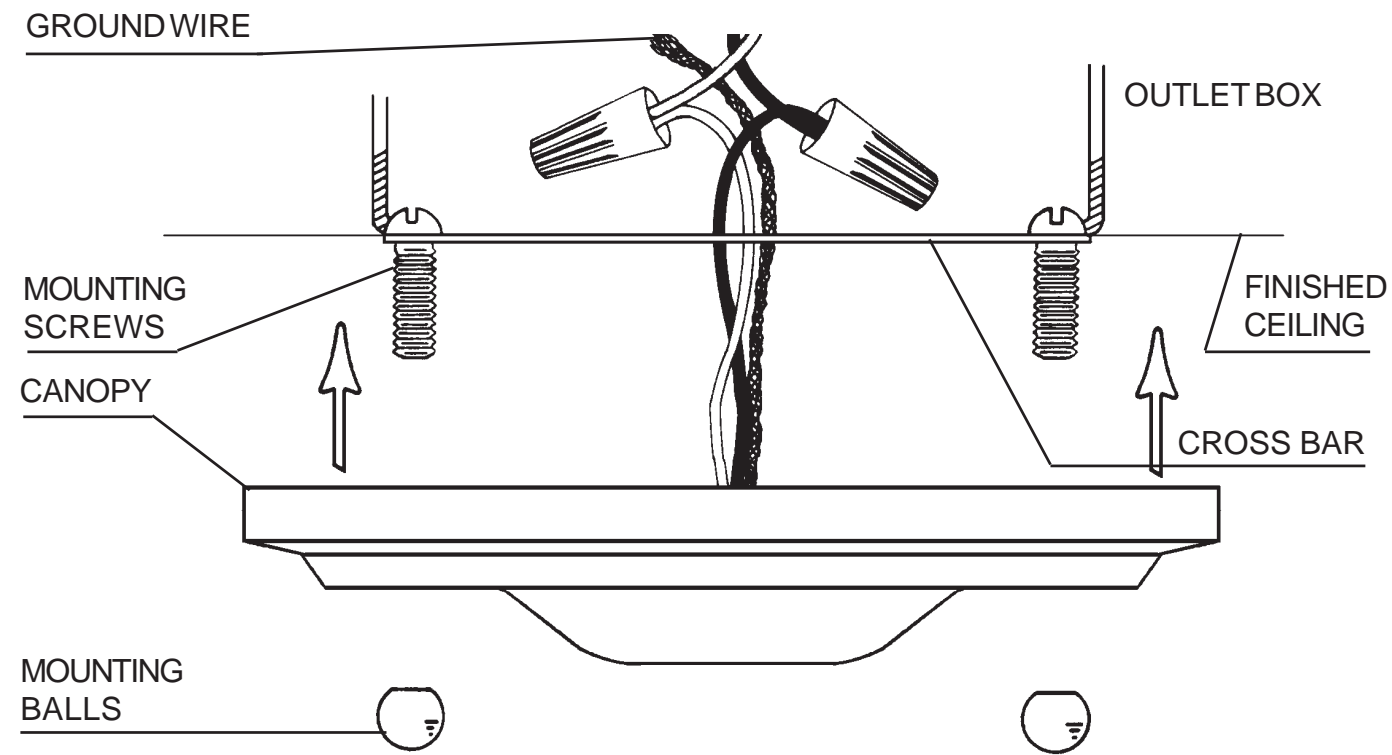


**SCHONBEK®**


MAX 100 W		110-120 V					


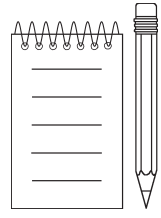
SCHONBEK® is a member of the Swarovski group.

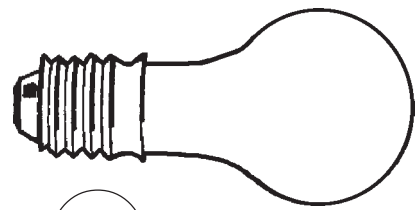
All electrical components must be installed by a licensed electrician in accordance with the National Electric Code and the appropriate local electrical codes.



- 1** Attach cross bar to outlet box.
- 2** Again, make sure that power to the outlet box is disconnected. Feed stem wires through cross bar and attach to power wires in outlet box. Fixture **MUST** be properly grounded.
- 3** Attach canopy to ceiling with mounting balls, thereby retaining complete fixture against ceiling.
- 4** Screw bulb into socket. Test power to insure proper wiring before hanging trim from fixture.

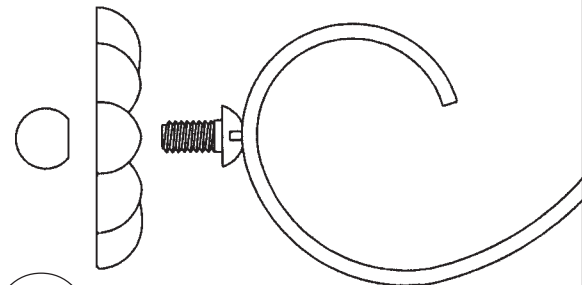






5

You will need 1 - Type A  
40 Watts Recommended  
100 Watts Max  
MIN 75°C SUPPLY  
CONDUCTORS



6

Slide rosettes with flat side  
facing towards you onto the  
screws and secure with balls  
provided.

