



# TAMBURO 16V2

120V PENDANTS



## SPECIFICATIONS:

### DESCRIPTION

Cable-hung or stem-mount pendant with handcrafted glass diffuser.

### LAMPING

**Standard:** 100W A19 120V incandescent, suitable for dimming, not included.

**CFL:** 26W 4-Pin CFL with non-dimming electronic ballast. 120V, lamp not included.

**GU24 CFL:** Self-ballasted GU24 lampholders. 26W max, 120V, lamp not included.

**LED:** 10W GU24 LED Lamp 120V, dimmable, included.

### DIFFUSER

Shades shall be handcrafted glass in various decors. Includes frosted glass glare shield. 15.75" Dia. x 7.875" H

**Opening sizes:** 3x7mm holes.

### SUSPENSION

**Cable-hung:** 3x 10' aircraft-quality stainless steel cable support with 10' AWM-type cord. Jacket tint coordinates with metal finish. 5" Dia. canopy is plated stamped steel. Bronze or Satin Nickel.

**Stem-mount:** 4 connectable stem sections (3", 6", 12" and 18" lengths) plus telescoping piece for up to 3" adjustment, 10' max. 5" Dia. canopy (with swivel) and stem sections are plated steel. Bronze or Satin Nickel.

### MOUNTING

Installs directly to a 4" octagonal ceiling box. Suitable for sloped ceilings.

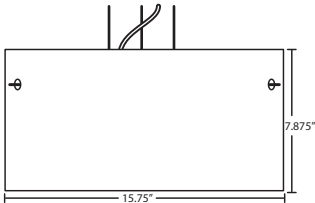
### LABELS

UL or ETL Listed. Suitable for Damp Locations (interior use only).

Consult factory concerning lower wattage labeling for energy requirements.



TAMBURO 16V2 SHOWN IN CLEAR STONE (400800) & GLITTER STONE (4008GL)



4008GS  
STONE GOLD FOIL



4008CS  
STONE COPPER FOIL



4008SS  
STONE SILVER FOIL




4008SF  
SILVER FOIL



4008KR  
CHALK



4008TN  
TITAN



4008OK  
OAK



4008CH  
CHERRY



For ordering information, see next page

All dimensions provided are nominal. Allowance must be made for dimensional tolerance in handcrafted glasses.

REV 10/14



TAMBURO 16V2

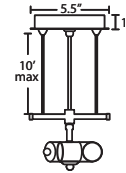
ORDERING:

CONNECTION	GLASS OPTIONS	LAMP OPTIONS	METAL FINISH	OPTIONS
3x Cable Fixture	<b>4008CH</b> Cherry	(blank) 3x 100W A19 Incan	<b>BR</b> Bronze	<b>L</b> 15' cord
<b>1KV</b> 1 Lt. Flat	<b>4008KR</b> Chalk	<b>I3</b> 3x 26W TBX 120V	<b>SN</b> Satin Nickel	<b>LW</b> Low wattage labeling
	<b>4008OK</b> Oak	<b>R3</b> 3x 26W TBX 277V		
Stem Fixture	<b>4008SF</b> Silver Foil	<b>GU24</b> 3x 26W GU24 120V		
<b>1KT</b> 1 Lt. Flat	<b>4008TN</b> Titan	<b>LED</b> 3x 10W LED 120V, dimmable		
	<b>400800</b> Clear Stone			
	<b>4008CS</b> Stone Copper Foil			
	<b>4008GL</b> Glitter Stone			
	<b>4008GS</b> Stone Gold Foil			
	<b>4008SS</b> Stone Silver Foil			

**Ex. 1KV-4008OK-SN**  
 Tamburo 16v2 Pendant w/ Oak Glass,  
 Satin Nickel Finish

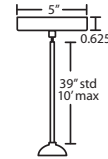
PENDANT OPTIONS:

CABLE-HUNG PENDANT



- 3x 10' aircraft-quality stainless steel cable
- 1KV Series: 3x lampholder includes flat glass glare shield
- Cord: 10' AWM-type provided
- Bronze or Satin Nickel

STEM PENDANT



- Swivel at canopy, suitable for sloped ceilings
- Includes telescoping section plus 4 connectable stem sections, (1x 3", 1x 6", 1x 12", 1x 18"), 10' max
- Bronze or Satin Nickel

LED 120V PENDANTS:

- Internal driver integrated in the lamp, GU24 base
- Total power of only 10 watts
- Dimmable with a standard dimmer
- Rated life: 30,000 hours
- Frosted acrylic diffuser
- 800 lumens
- CCT: 2800° Kelvin
- CRI: 80+

ACCESSORIES:

ADDITIONAL STEM SECTIONS:

Additional connecting stems are available to increase overall length, up to 10' max. Telescoping adjustable section allows up to 3" movement.

- T20A-SN** or **T20A-BR** Adj. Section
- T203-SN** or **T203-BR** 3" Section
- T206-SN** or **T206-BR** 6" Section
- T212-SN** or **T212-BR** 12" Section
- T218-SN** or **T218-BR** 18" Section

Project Information: