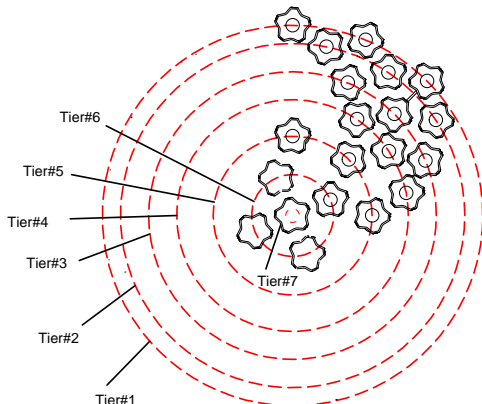
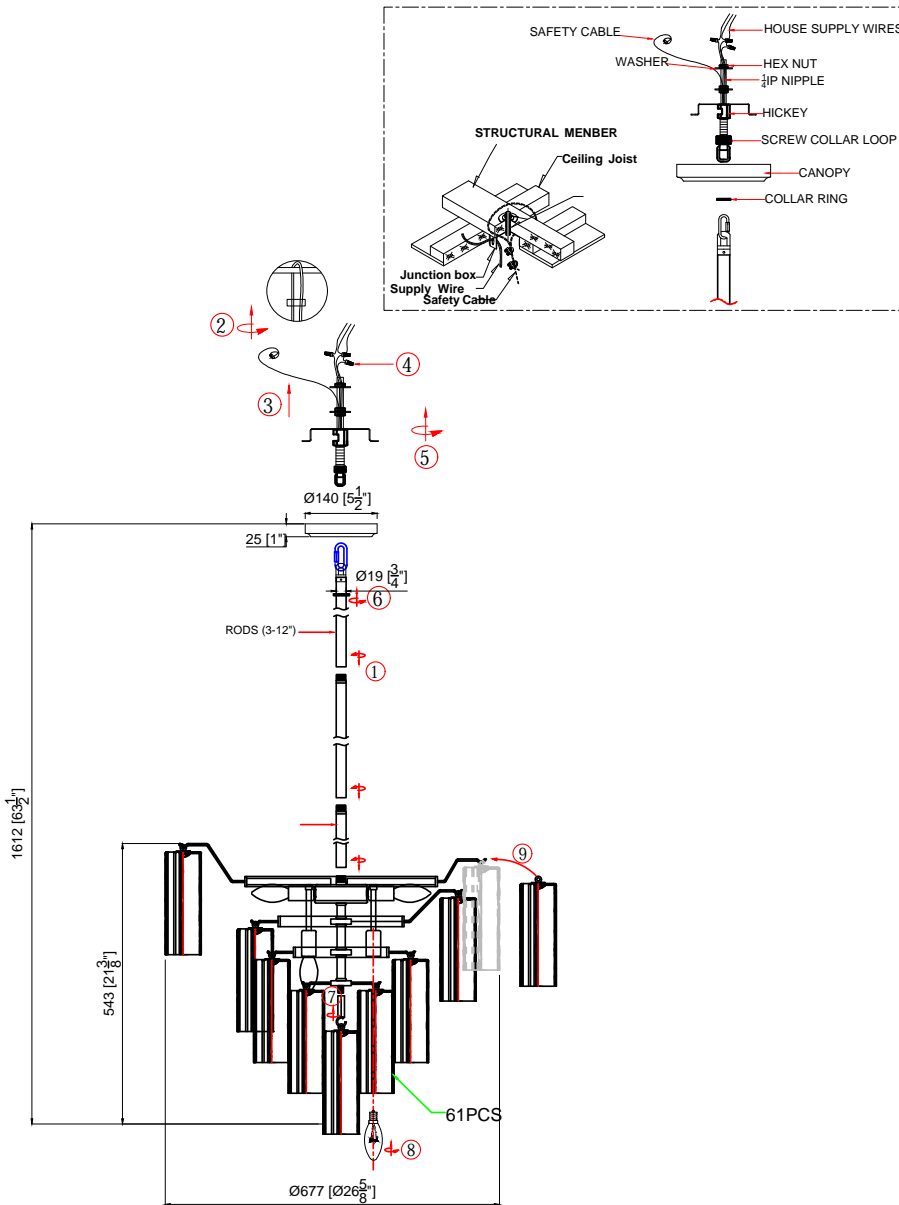


ASSEMBLY INSTRUCTION MODEL :ADD-312-CH-SM



Dress the glass from tier #7.



All electrical components must be installed by a licensed electrician in accordance with the National Electric Code and the appropriate local electrical codes.




You will need 12 Candelabra Base Bulb
40 Watts Recommended 60 Watts Max.
USE LED BULBS FOR EXTENDED USE
(This fixture is dry rated)

How to Install

1. Attach one end of 1/4 IPS threaded pipe provided onto the ceiling joist and secure with the hex nut and metal washer. The other end should protrude through the outlet box as shown.
2. Assemble the screw collar loop, nipple, hex nut and hickey to the 1/4 IPS threaded pipe and adjust the overall length to allow the collar ring to hold the canopy flush to the ceiling.
3. Decide the preferred hanging height and choose the correct length of rods needed.
4. Feed the wires, safety cable through the rods, quick link, screw collar ring and canopy. Screw the rods together. Screw one end of the rod assembly onto the top of the fixture.
5. Raise the fixture up to the ceiling and hang it onto the screw collar loop using the quick link. Continue to feed wires and safety cable through the hickey, wrap the safety cable around the ceiling joist and secure with the locking device. When the wires connections are made, slip the canopy up along the rods and over the outlet box. Secure with the screw collar ring.
6. Install the short stem onto the bottom of the fixture.
7. Dress the glass as illustrated.

Glass Sets

1. 61pcs Smoke glass 2 3/4x7 3/4"

 **WARNING:** This product can expose you to Lead, which is known to the State of California to cause cancer and/or birth defects or reproductive harm. For more information go to www.P65Warnings.ca.gov

CRYSTORAMA

LIGHTING THE WAY FOR SIXTY YEARS



Crystorama.com

PART NUMBER MODEL ADD-312-CH-SM

Part Number

Part Numbers

- A. (1)-Canopy D 5 1/2XH1"
(XBN312CHCAN5.5IN)
- B. (1)-Quick Link
- C. (2)-Loop
- D. (1)-6" Rod
(XBN312CHROD6IN)
- E. (3)-12" Rods
(XBN312CHROD12IN)
- F. (1)-Frame
- G. (61)-Smoke glass,D2 3/4xH7 3/4"
(XBN300CHSMGLA7.75IN)
- H. (1)-Short stem T0.075 x D1/2xL1 1/2"
(XBN312CHSTEM1.5 IN)

