



PRODUCT DESCRIPTION

Square aluminum blocks that are not only attractive but offer robust features. As a low profile LED up and down wall sconce, they provide ample illumination that complies with ADA regulations. Fitted with a 120-277V range voltage input driver, these sconces can be used in interior and exterior spaces whether residential or commercial applications call for them. Available in a variety of sizes including smaller square forms and oversized rectangular profiles, you can also select from three color options: Natural Aged Brass, Black, and White.




MEASUREMENTS

DIMENSION : 11.75" W x 7" H x 1.5" Ext
 MAX OAH :
 HANGING WEIGHT : 3.3 lb

LAMPING

INPUT VOLTAGE : 120-277V
 LUMENS : 1,960 Rated (1,400 Del.)
 BULB : 2 x 14W LED DC Integrated , 28W Total
 BULB INCLUDED : (Integrated)
 DIMMABLE : Triac or ELV at 120V
 CRI : 90 CRI
 COLOR_TEMP : 3000K
 LIGHTING_DIRECTION : Up&Down

FINISHES OPTION

-  Black (BK)
-  Natural Aged Brass (NAB)
-  White (WT)

MATERIAL

Aluminum

RATINGS

cETLus
 Wet Location
 ADA



ADDITIONAL

INSTALL UP/DOWN: Down
 RATED LIFE 25000 Hours
 OPERATING TEMPERATURE:
 -20°C (-4°F), 40°C (104°F)

Always consult a qualified electrician before installing any lighting product.



Contemporary
 Lighting™

WESTERN DISTRIBUTION CENTER (HEADQUARTER)
 253 NORTH VINELAND AVE | CITY OF INDUSTRY, CA 91746
 EASTERN DISTRIBUTION CENTER
 101 GARDNER PARK | PEACHTREE CITY, GA 30269
 P. 626.956.4200 | F. 626.956.4225 | maximlighting.com