

Fixture Type: _____

Catalog Number: _____

Project: _____

Location: _____

Paloma LED522 22W W Track Luminaire

| System Type & Voltage | Model | Beam | Color Temp & CRI | Lumens | CBCP | Finish | |
|----------------------------|--------|----------------|------------------|---------------|------|-------------------------------------|------|
| WTK-120 VAC WHK-277 VAC | LED522 | F 24° | 27 2700K - 85 | 1630 | 4048 | BK Black PT Platinum WT White | |
| | | | 30 3000K - 85 | 1695 | 4218 | | |
| | | | 35 3000K - 85 | 1695 | 4218 | | |
| | | | 35 3500K - 85 | 1745 | 4345 | | |
| | | | 40 4000K - 85 | 1765 | 4385 | | |
| | | | 927 2700K - 90 | 1355 | 3375 | | |
| | | | 930 3000K - 90 | 1695 | 3500 | | |
| | | | N 24° | 27 2700K - 85 | 1650 | | 5928 |
| | | | | 30 3000K - 85 | 1625 | | 6177 |
| | | 35 3000K - 85 | | 1625 | 6177 | | |
| | | 35 3500K - 85 | | 1675 | 6362 | | |
| | | 40 4000K - 85 | | 1690 | 6422 | | |
| | | 927 2700K - 90 | | 1301 | 4940 | | |
| | | 930 3000K - 90 | | 1350 | 5125 | | |
| | | S 19° | | 27 2700K - 85 | 1590 | 7622 | |
| | | | | 30 3000K - 85 | 1655 | 7940 | |
| | | | 35 3000K - 85 | 1655 | 7940 | | |
| | | | 35 3500K - 85 | 1705 | 8180 | | |
| | | | 40 4000K - 85 | 1720 | 8257 | | |
| | | | 927 2700K - 90 | 1325 | 6352 | | |
| | | | 930 3000K - 90 | 1375 | 6590 | | |

Example: **WHK-LED522F-27-BK**

DESCRIPTION

Paloma is a museum-quality LED luminaire with high-performance reflector optics. Available in 12W or 22W options in multiple color temperature, beam distribution, and finish options. Canopy is included with fixture. Monopoint can be ordered with an extension rod (6", 12", 18", 24", 36") to drop the head.

FEATURES

- Accommodates 1 filter lens or 1 accessory
- Integral selector to choose between independently controllable track circuits
- 365° horizontal rotation and 180° vertical aiming
- Driver concealed within the fixture
- 5 year warranty

SPECIFICATIONS

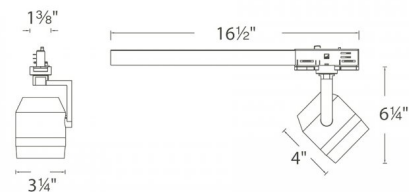
| | |
|------------------------|--|
| Construction: | Museum-quality LED luminaire with high performance reflector optics. |
| Power: | 22W |
| Input: | 120 VAC, 277 VAC, 50/60Hz |
| Dimming: | ELV: 100-10% |
| Light Source: | Integrated LED 3 Step Mac Adam Ellipse |
| Rated Life: | 50000 Hours |
| Finish: | Electrostatically Powder Coated Black, White, Platinum |
| Operating Temp: | -4°F to 104°F (-20°C to 40°C) |
| Standards: | ETL, cETL, Dry Location Listed |



FINISHES



LINE DRAWING



Fixture Type: _____





Catalog Number: _____

Project: _____

Location: _____

Paloma LED522 22W W Track Luminaire

ACCESSORIES

| | <i>Model</i> | <i>Description</i> | <i>Finish</i> |
|---|--|--|-----------------------------|
|  | LENS-20-AMB LENS-20-BLU | <i>Colored Lens</i> <i>Colored Lens</i> | <i>Amber</i> <i>Blue</i> |
|  | LENS-20-CL | <i>Clear/Frosted Lens</i> | <i>Clear</i> |
|  | LENS-20-SPR | <i>Spread Lens</i> | <i>Spread Lens</i> |
|  | LENS-20-BEL | <i>Beam Elongating Lens</i> | <i>Beam Elongating</i> |