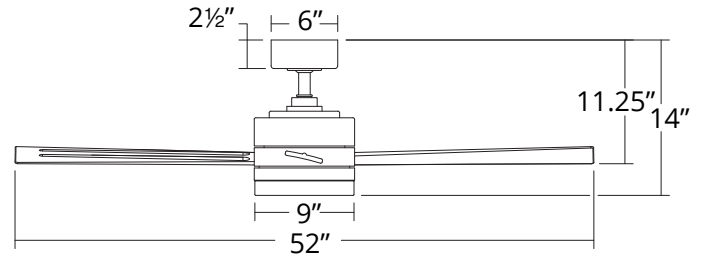


WYND
FR-W1801-52L
 52" Ceiling Fan

MODERN FORMS
 SMART FANS



PRODUCT DESCRIPTION

Transitional style meets smart technology with this versatile smart fan available in four weather-resistant finishes as well as a 316 marine-grade stainless steel for harsh outdoor climates. The 42" style is ideal for patios and breakfast nooks, while the 52" and 60" versions are perfect for living rooms and large bedrooms. The LED luminaire, powered by WAC, takes this design from beautiful to brilliant. Connect with our exclusive Modern Forms app for even more life enhancements.

FEATURES

- 6 fan speeds through both Summer and Winter Modes
- Silent DC motor
- Includes BT remote control
- Optional wall control for 3, 4-way control sold separately
- Compatible with Modern Forms app

AIRFLOW/ENERGY EFFICIENCY

Weighted-Average/High Airflow CFM:	4286/6270
Weighted-Average/High Energy Use (W):	21/30
Estimated Yearly Energy Cost (\$):	\$5.38
Weighted-Average/High Efficiency (CFM/W):	207/209
Max RPM:	147

ORDER NUMBER

Model	Housing	Blade
FR-W1801-52L	BZ <i>Bronze</i>	BZ <i>Bronze</i>
	GH <i>Graphite</i>	WG <i>Weathered Gray</i>
	MB <i>Matte Black</i>	MB <i>Matte Black</i>
	MW <i>Matte White</i>	MW <i>Matte White</i>
	SS <i>Stainless Steel</i>	SS <i>Stainless Steel</i>

Example: **FR-W1801-52L-MW**

For 2700K add "-27" ; for 3500K add "-35" before the finish: **FR-W1801-52L-27-MW**

- *Results may vary based on application and surroundings.
- *This fan comes uni-pack - blade select options are not available







The Modern Forms app synchronizes seamlessly with smart home devices you already own



Construction:	Aluminum, ABS
Blade:	13° Pitch, 52" sweep
Downrod:	1" O.D. x 6"H included
Mounting Slope:	Up to 32°
Wire:	80"
Hanging Weight:	18 lbs
Total Power:	49.5W
Standards:	UL/cUL Wet Location listed, Title 24 JA8-2016 Compliant, Title 20, Energy Star rated
Motor Type:	125 x 30 sensorless DC motor
WIRELESS PERFORMANCE	
Wi-Fi Range:	Up to 150 ft*
Bluetooth Range:	Up to 150 ft
LUMINAIRE PERFORMANCE	
Light Source:	LED
Light Wattage:	19.5W
Lumens/Delivered Lumens:	1600/846
Dimming:	Integrated
CRI:	90
Color Temperature:	3000K (2700K/3500K options available)
Rated Life:	50,000 hours

modernforms.com	Headquarters/Eastern Distribution Center	Central Distribution Center	Western Distribution Center
Phone (800) 526.2588	44 Harbor Park Drive	1600 Distribution Ct	1750 Archibald Avenue
Fax (800) 526.2585	Port Washington, NY 11050	Lithia Springs, GA 30122	Ontario, CA 91760

OPTIONAL ACCESSORIES

Bluetooth Wall Control		F-WCBT	WT White	Control fan speed and light brightness, and switch between Summer and Winter Modes. Additional Wall Controls can be purchased separately for multiple location control.
Bluetooth Remote Control		F-RCBT	WT White	Control fan speed and light brightness, and switch between Summer and Winter Modes. Compatible with Modern Forms Smart Fans. Includes easy-to-install wall cradle and batteries.
Downrod		XF-12 12IN XF-18 18IN XF-24 24IN XF-36 36IN XF-48 48IN XF-60 60IN XF-72 72IN		All our downrods are 1" O.D. and are threaded on the motor end to create an extra layer of security and allow for adjustments in the field.
Downrod Couplers		XF-I		Connects two downrods together.
Sloped Ceiling Kit		XF-SCK		Designed to accommodate buildings with steeper sloped ceilings up to 45° or 12/12 pitch.

Examples: Wall Control: **F-WCBT-WT**, Remote Control: **F-RCBT-WT**, Downrod: **XF-12-BN**, Downrod Coupler: **XF-I-MB**, Sloped Ceiling Kit: **XF-SCK-MW**

SUGGESTED DOWNROD HEIGHT USAGE

Ceiling Height	15'	14'	13'	12'	11'	10'	9'
Downrod	72"	60"	48"	36"	24"	18"	12"

SLOPED CEILING DEGREE CONVERSION CHART

Degree	4-8°	9-13°	14-17°	18-21°	22-25°	26-29°	30-32°	33-35°	36-38°	39-41°	42-44°	45°
Ceiling Slope	1/12	2/12	3/12	4/12	5/12	6/12	7/12	8/12	9/12	10/12	11/12	12/12
Pitch	pitch	pitch	pitch	pitch	pitch	pitch	pitch	pitch	pitch	pitch	pitch	pitch

Supplied mounting brackets allow mounting on ceiling slopes up to 30° (7/12 pitch). Optional slope kit allows mounting on ceilings up to 45° (12/12 pitch). The receiver will mount inside canopy up to 45°.

NOTE: Recommended maximum downrod length of 72" with 80" lead wire