



Two
Collections.
Infinite
Possibilities.

DESIGNER SWITCHES & OUTLETS
from the **adorne®** and **radiant®** Collections

 **legrand®**



CATALOG

Elevate your space with exceptional style & innovative functionality.

Designer switches and outlets deliver advanced features to enhance everyday life while perfectly complementing any décor. Available in two distinct collections — adorne® and radiant® — and continuing a legacy of superb performance, these switches and outlets combine unmatched style with inventive technologies to offer comfort, safety and convenience.

From switches you wave on and self-calibrating universal dimmers, to industry-leading charging speeds and ultra-reliable smart lighting, this is where form and function intertwine.

For an accessible luxury that transforms how any room both looks and feels, explore designer switches and outlets.



TABLE OF CONTENTS

04 **Designer Switches & Outlets**

04 • Overview & Inspiration

07 **The adorne® Collection**

08 • Featured Categories

16 • adorne Dimmers & Switches

20 • adorne Outlets & USB Charging

26 • adorne Smart Lighting

28 • adorne Connectivity Accessories

32 • adorne Wall Plates

44 • adorne Under-Cabinet Lighting & Power System

53 **The radiant® Collection**

54 • Featured Categories

64 • radiant Dimmers & Switches

69 • radiant Outlets & USB Charging Solutions

76 • radiant Smart Lighting

79 • radiant Wall Plates

80 **Product Index**

80 • adorne Dimensions

81 • Index by Part Number

Two Collections. Infinite Possibilities.

The adorne and radiant Collections offer solutions to fit any need, in colors and finishes to match every taste — whether it means blending seamlessly into a room that’s traditional and timeless, or adding an attention-grabbing accent to a more contemporary space.

Find your perfect finishing touch with designer switches and outlets.



The adorne Collection. Bold and beautiful, in the signature square. Select from adorne switches, dimmers and outlets in graphite, magnesium and white finishes, then pair them with dazzling screwless wall plates available in on-trend colors, finishes and materials.




The radiant Collection. Clean lines and classic colors, for a sophisticated touch. Give your space a “little something extra” with this elegant upgrade to a standard rectangular device. Switches, dimmers, outlets and wall plates available in nine finishes to easily coordinate with popular paint and hardware trends.



the
adorne[®]
collection


Dimmers & Switches



PADDLE SWITCH | ASPD1532W4
Upgrade from a standard switch. Turn lights on/off with easy up-or-down action.

PADDLE FAN SPEED CONTROL | AAFN4S16AW4
Adjust fan speed with modern style.

WHISPER DIMMER | ADWR703HW4
Turn lights on/off with a fluid, gentle action. Or use the slider to adjust light level.




SOFTAP TRU-UNIVERSAL DIMMER | ADTP703TUW4
The simplest solution to every dimming need, this dimmer self-calibrates to work with dimmable bulbs & loads (except 0-10V). Turn lights on/off with a light push action.

TOUCH SWITCH | ASTH1532W2
Turn lights on/off with just a simple touch.

WAVE SWITCH | ASWV1532W2
Go germ-free. Turn lights on/off with a wave.

Outlets and Night Lights



TAMPER-RESISTANT OUTLET | ARTR152W4

Upgrade from a standard outlet with discreet tamper-resistance.


ENERGY-SAVING ON/OFF OUTLET | ARPS152W4

Add style, while reducing energy waste. Outlet can be shut off when not in use to avoid pulling power in standby mode.

TAMPER-RESISTANT SELF-TEST

GFCI OUTLET | AGFTR2152W4

Get superior safety and superior style. Protects against electrical shock caused by ground-faults.



POP-OUT OUTLET | ARPTR151GW2

Pop it out to fit up-to-3 plugs simultaneously, then gently push back into the wall when not in use.


NIGHT LIGHT | AANLM24

Add built-in illumination for easier nighttime navigation.

PORTABLE NIGHT LIGHT/FLASHLIGHT | AARNL2

An in-wall night light that can be popped out for use as a flashlight.

USB Charging Solutions



USB OUTLET MODULE, HALF-SIZE | ARUSBW4
Combine with another adorne outlet or switch to add convenient USB charging within a 1-Gang+ Wall Plate.

DUAL USB OUTLET, PLUS-SIZE | ARTRUSB153W4
Charge two devices simultaneously, without sacrificing a plug or needing a bulky adapter.


ULTRA-FAST USB TYPE-A/C OUTLET MODULE | ARUSB2AC6W4
Get faster USB charging with this module featuring both USB Type-A and Type-C ports.



TAMPER-RESISTANT ULTRA-FAST USB TYPE-A/C OUTLET, PLUS-SIZE | ARTRUSB156ACW4
Charge your phone or tablets faster with an industry-leading 6 amps of power, without sacrificing a plug or needing a bulky adapter.


TAMPER-RESISTANT ULTRA-FAST PLUS POWER DELIVERY USB TYPE-C/C OUTLET, PLUS-SIZE | ARTRUSB15PD30W4
Maximize charging speeds (up to 2x faster) with ultra-fast amperage and advanced Power Delivery.

Smart Lighting





Manage lights and power, from anywhere, with the Legrand Home + Control app.



adorne[®] WITH Netatmo



SMART GATEWAY WITH NETATMO | WNAH1W1
Start here to create a robust, dedicated network for advanced smart control throughout an entire home. Required for all adorne with Netatmo smart lighting solutions.

SMART SWITCH WITH NETATMO | WNAL10W1
Get advanced control of your lights from any smart device, from anywhere. Plug-in version also available.

SMART TRU-UNIVERSAL DIMMER WITH NETATMO | WNAL50W1
The simplest solution to every dimming need, this dimmer self-calibrates to work with all dimmable lighting types and loads (except 0-10V). Plug-in version also available.



SMART OUTLET WITH NETATMO | WNAR153W1
Get advanced control of power from any smart device, from anywhere. One outlet is app-controlled, the other is always on. 15A and 20A versions available.





WIRELESS SMART SWITCH WITH NETATMO | WNAL23W1
Add to any wall or surface for easy 3-way control. Battery-operated; no wiring required.

HOME/AWAY WIRELESS SMART SWITCH WITH NETATMO | WNAL33W1
Add to any wall or surface for one tap control of a full lighting scene. Battery-operated; no wiring required.

Paddle™

The Paddle design features a simple up-or-down action, allowing you to turn lights on and off with ease. Dimmers include a slider for dimming or brightening lights.

Pair with a Locator Status Light to add illumination to your Paddle switch or dimmer. See page 25.



NAME	PART NUMBER	DESCRIPTION	COLOR/FINISH	RATING	COMPATIBLE LOADS	COMPLIANCE
	ASPD1532W4 ASPD1532M4 ASPD1532G4	Usable in single-pole or 3-way applications.	White Magnesium Graphite	15A, 120 VAC	All Loads	, RoHS
	ASPD2032W4 ASPD2032M4 ASPD2032G4		White Magnesium Graphite	20A, 120 VAC	All Loads	, RoHS
	ASPD1532W277 ASPD1532M277 ASPD1532G277		White Magnesium Graphite	15A, 277 VAC	All Loads	, RoHS
	ASPD2042W4 ASPD2042M4 ASPD2042G4	4-way switch also available. Must be paired with two 3-way switches.	White Magnesium Graphite	20A, 120 VAC	All Loads	, RoHS
	ASPD1542W277 ASPD1542M277 ASPD1542G277		White Magnesium Graphite	15A, 277 VAC	All Loads	, RoHS
	ADPD453LW2 ADPD453LM2 ADPD453LG2	Usable in single-pole or 3-way applications.	White Magnesium Graphite	450W	CFL, LED	, RoHS
	ADPD703HW4 ADPD703HM4		White Magnesium	25W - 700W	Incandescent, Halogen	, RoHS
	ADPD1103HW4 ADPD1103HM2 ADPD703HG4	Usable in single-pole or 3-way applications. 2-Wire	White Magnesium Graphite	25W - 1100W	Incandescent, Halogen	, RoHS
	ADPD4FBL3P2W4 ADPD4FBL3P2M4 ADPD4FBL3P2G4	Usable in single-pole or 3-way applications.	White Magnesium Graphite	0-10V	0-10V Light Fixtures	, RoHS
	ASPD1531W4 ASPD1531M4 ASPD1531G4	Usable in single-pole or 3-way applications.	White Magnesium Graphite	15A, 120 VAC	All Loads	, RoHS
	ASPD1531W277 ASPD1531M277 ASPD1531G277		White Magnesium Graphite	15A, 277 VAC	All Loads	, RoHS
	AAFN4S16AW4 AAFN4S16AM4 AAFN4S16AG4	Features four speeds. Includes de-hummer.	White Magnesium Graphite	1.6A, 120 VAC	Paddle-Type Ceiling Fan	, RoHS

Note: Due to manufacturer variations and modifications, we are unable to ensure indefinite dimming compatibility with any bulb or fixture.

Whisper™


The Whisper design features classic, elegant lines and a gentle action. Whisper dimmers include a slide for dimming or brightening lights.

Pair with a Locator Status Light to add illumination to your Whisper switch or dimmer. See page 25.

NAME	PART NUMBER	DESCRIPTION	COLOR/FINISH	RATING	COMPATIBLE LOADS	COMPLIANCE
	ASWR1532W4 ASWR1532M4 ASWR1532G4	Usable in single-pole or 3-way applications.	White Magnesium Graphite	15A, 120 VAC	All Loads	, RoHS
	ADWR703HW4 ADWR703HM4	Usable in single-pole or 3-way applications. 2-Wire	White Magnesium	25W - 700W	Incandescent, Halogen	, RoHS
	ADWR1103HW4 ADWR1103HM4	Usable in single-pole or 3-way applications. 2-Wire	White Magnesium	25W - 1100W	Incandescent, Halogen	, RoHS
	ADWR703TUM4 ADWR703TUG4	The simplest solution to every dimming need, this dimmer self-calibrates to work with dimmable bulbs & loads (except 0-10V).	White Magnesium Graphite	6W - 700W	Incandescent, Halogen & ELV: 700W, MLV: 500VA, LED/CFL: 450W (not compatible with 0-10V LED drivers), EFL: 5.5A	, RoHS

Push™


The Push Switch allows you to turn lights on and off with a simple push-button action. Pair with a Locator Status Light to add illumination to your Push switch. See page 25.

NAME	PART NUMBER	DESCRIPTION	COLOR/FINISH	RATING	COMPATIBLE LOADS	COMPLIANCE
	ASPU1532W4 ASPU1532M4	Usable in single-pole or 3-way applications.	White Magnesium	15A, 120 VAC	All Loads	, RoHS

Wave™

The Wave switch features innovative technology combined with sleek, contemporary design. Simply wave your hand in front of the switch to turn lights on and off.

With its touch-free motion, the Wave is ideal for countertop areas in kitchens and bathrooms. It has a preset sensor distance of approximately 4". However, this can be easily adjusted to sense movement from 1" to 6" in front of switch.

NAME	PART NUMBER	DESCRIPTION	COLOR/FINISH	RATING	COMPATIBLE LOADS	COMPLIANCE
	ASWV1532W2 ASWV1532M2 ASWV1532G2	Usable in single-pole or 3-way applications.	White Magnesium Graphite	15A, 120 VAC, 1/2 Hp	All Loads	, RoHS

Note: Due to manufacturer variations and modifications, we are unable to ensure indefinite dimming compatibility with any bulb or fixture.

sofTap™

The sofTap design features an innovative micro-movement that turns lights on and off with a lighter push action. Dimmers include a unique paddle to adjust light levels.

NAME	PART NUMBER	DESCRIPTION	COLOR/FINISH	RATING	COMPATIBLE LOADS	COMPLIANCE
sofTap Switch	ASTP1532W4 ASTP1532M4 ASTP1532G4	Usable in single-pole or 3-way applications.	White Magnesium Graphite	15A, 120 VAC, 1/2 Hp	All Loads	, RoHS
sofTap Dimmer	ADTP703TUU4 ADTP703TUM4 ADTP703TUG4	The simplest solution to every dimming need, this dimmer self-calibrates to work with dimmable bulbs & loads (except 0-10V).	White Magnesium Graphite	6W - 700W	Incandescent, Halogen & ELV: 700W, MLV: 500VA, LED/CFL: 450W (not compatible with 0-10VLED drivers), EFL: 5.5A	, RoHS
	ADTP703HW2 ADTP703HM2	Usable in single-pole or 3-way applications. 2-Wire	White Magnesium	700W	Incandescent, Halogen	, RoHS
	ADTP1103HW4 ADTP1103HM4	Usable in single-pole or 3-way applications. 2-Wire	White Magnesium	1100W	Incandescent, Halogen	, RoHS
	ADTP4FBL3PW4 ADTP4FBL3PM4 ADTP4FBL3PG4	Usable in single-pole or 3-way applications.	White Magnesium Graphite	0-10V	0-10V Light Fixtures	, RoHS

Touch™

The Touch design features a stunning translucent face and operates just like a smartphone - simply touch your finger on the circle to turn lights on and off, or use the arrows on the right to dim them (Touch dimmer only).

The white Touch interface is created using a unique translucent material. In multi-gang installations, we recommend pairing with white Touch switches and dimmers for optimal consistency.

NAME	PART NUMBER	DESCRIPTION	COLOR/FINISH	RATING	COMPATIBLE LOADS	COMPLIANCE
Touch Switch	ASTH1532W2 ASTH1532M2 ASTH1532G2	Usable in single-pole or 3-way applications.	White Magnesium Graphite	15A, 120 VAC, 1/2 Hp	All Loads	, RoHS
Touch Dimmer	ADTH703TUM4 ADTH703TUU4 ADTH703TUG4	The simplest solution to every dimming need, this dimmer self-calibrates to work with dimmable bulbs & loads (except 0-10V).	White Magnesium Graphite	6W - 700W	Incandescent, Halogen & ELV: 700W, MLV: 500VA, LED/CFL: 450W (not compatible with 0-10V LED drivers), EFL: 5.5A	, RoHS
	ADTH4FBL3PW4 ADTH4FBL3PM4 ADTH4FBL3PG4	Usable in single-pole or 3-way applications.	White Magnesium Graphite	0-10V	0-10V Light Fixtures	, RoHS

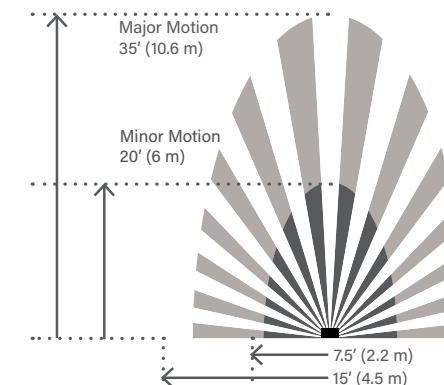
Note: Due to manufacturer variations and modifications, we are unable to ensure indefinite dimming compatibility with any bulb or fixture.

SensaSwitch™ + SensaDimmer™

SensaSwitches include passive infrared (PIR) sensor technology, automatically turning lights on or off when you enter or leave a room. The design features an innovative micro-movement that allows you to also manually turn on lights with a soft touch of the finger. SensaSwitches are available in three models:

- Auto-ON/Auto-OFF: Automatically turns lights on when you enter a room and off when you leave. (Occupancy Sensor)
- Manual-ON/Auto-OFF: Allows you to turn lights on when you enter a room and automatically turns them off when you leave. (Vacancy Sensor)
- Manual-ON/Timed-OFF: Allows you to turn lights on when you enter a room and select a time for lights to turn off (options include 10, 20, 30, and 60 minutes). (Timer)

SensaSwitches are perfect for kitchens, bathrooms, garages and pantries. The SensaDimmer turns lights on when you enter a room and off when you leave, but can be adjusted to become Manual-ON/Auto-OFF if desired. The chart to the right provides an overview of the sensor coverage area.




























Coverage Area

The Occupancy Sensor, Vacancy Sensor, and SensaDimmer each have a maximum coverage range of 180 degrees and a coverage area of 600 sq. ft. The sensor must have a clear and unobstructed view of the coverage area. Objects blocking the sensor's lens may prevent detection thereby causing the light to turn off even though someone is in the area. Windows, glass doors, and other transparent barriers will obstruct the sensor's view and prevent detection.

























NAME	PART NUMBER	DESCRIPTION	COLOR/FINISH	RATING	COMPATIBLE LOADS	COMPLIANCE
SensaSwitch, Auto-ON/Auto-OFF	ASOS32W4 ASOS32M4 ASOS32G4	Usable in single-pole or 3-way applications. Time delay of 5-30 min. Occupancy Sensor (Must be paired with another SensaSwitch or SensaDimmer in 3-way applications)	White Magnesium Graphite	600W, 120VAC, 60 Hz, 1/6 Hp	All Loads	, RoHS
SensaSwitch, Manual-ON/Auto-OFF	ASVS12W4 ASVS12M4 ASVS12G4	Usable in single-pole or 3-way applications. Time delay of 5-30 min. Vacancy Sensor (Must be paired with another SensaSwitch or SensaDimmer in 3-way applications)	White Magnesium Graphite	600W, 120VAC, 60 Hz, 1/6 Hp	All Loads	, RoHS CA Title 24
SensaSwitch, Manual-ON/Timed-OFF	ASTM2W2 ASTM2M2 ASTM2G2	Usable in single-pole or 3-way applications. Time delay options include 10, 20, 30 or 60 min. Manual ON/Timed OFF Switch (Must be paired with another SensaSwitch/ or SensaDimmer)	White Magnesium Graphite	600W, 120VAC, 60 Hz, 1/6 Hp	All Loads	, RoHS
SensaDimmer, Auto-ON/Auto-OFF	ADSM703HW2 ADSM703HM2 ADSM703HG2	Usable in single-pole or 3-way applications. Time delay of 5-30 min. Dimming Occupancy Sensor 3-Wire (Must be paired with another SensaSwitch)	White Magnesium Graphite	25W - 700W 25W - 450W	Incandescent, Halogen	, RoHS

Outlets

Outlets from the adorne Collection feature a tamper-resistant design, complete with a patented black invis-shutter system to prevent the insertion of foreign objects while blending into the outlet. All adorne 15A outlets have a 20A feed or pass-through, allowing them to be installed on 20A circuits.

NAME	PART NUMBER	DESCRIPTION	COLOR/FINISH	RATING	COMPATIBLE LOADS	COMPLIANCE
 Tamper-Resistant Outlet	ARTR152W4 ARTR152M4 ARTR152G4	Pair with a Half-Size Night Light, Paddle Switch, or USB Outlet for greater functionality in a 1-Gang+ Wall Plate. 15A provides 20A pass-through.	White Magnesium Graphite	15A, 125V 	5-15R	 , RoHS
	ARTR202W4 ARTR202M4 ARTR202G4		White Magnesium Graphite	20A, 125V 	5-20R	
 Tamper-Resistant Outlet, Plus-Size	ARTR153W4 ARTR153M4 ARTR153G4	Compatible with 1-Gang+ Wall Plates only. Cannot be used in multi-gang installations. Provides 20A pass-through.	White Magnesium Graphite	15A, 125V 	5-15R	 , RoHS
 Tamper-Resistant Self-Test GFCI Outlet	AGFTR2152W4 AGFTR2152M4 AGFTR2152G4	GFCIs protect against serious injury due to electric shock. They are required by National Electrical Code in kitchens and bathrooms. All adorne GFCIs are self testing to meet the latest NEC requirement. 15A provides 20A pass-through.	White Magnesium Graphite	15A, 125V 	5-15R	 , RoHS
	AGFTR2202W4 AGFTR2202M4 AGFTR2202G4		White Magnesium Graphite	20A, 125V 	5-20R	
 Tamper-Resistant Self-Test GFCI Outlet, Plus-Size	AGFTR2153W4 AGFTR2153M4 AGFTR2153G4	GFCIs protect against serious injury due to electric shock. They are required in kitchens and bathrooms. All adorne GFCIs are self testing to meet the latest NEC requirement. Provides 20A pass-through.	White Magnesium Graphite	15A, 125V 	5-15R	 , RoHS
 Energy-Saving ON/OFF Outlet	ARPS152W4 ARPS152M4 ARPS152G4	On/off switch allows you to save energy and stop the flow of power without unplugging your device. Perfect for kitchens, bathrooms, and computer rooms. Provides 20A pass-through.	White Magnesium Graphite	15A, 125V 	5-15R	 , RoHS
	ARCD152W10 ARCD152M10 ARCD152G10		White Magnesium Graphite	15A, 125V 	5-15R	
 Tamper-Resistant Dual Controlled Outlet	ARCD152W10 ARCD152M10 ARCD152G10	This Plug Load outlet controls both receptacles, which will turn off for energy efficiency and cost savings. They are code-required, meet standards, and include permanent power markings. 15A provides 20A pass-through.	White Magnesium Graphite	15A, 125V 	5-15R	 , RoHS
	ARCD202W10 ARCD202M10		White Magnesium	20A, 125V 	5-20R	
 Tamper-Resistant Half Controlled Outlet	ARCH152W10 ARCH152M10 ARCH152G10	This Plug Load outlet controls half the receptacle, featuring a factory-broken split-circuit tab, allowing half of the receptacle to turn off for energy efficiency and cost savings. They are code-required, meet standards, and include permanent power markings. Provides 20A pass-through.	White Magnesium Graphite	15A, 125V 	5-15R	 , RoHS










USB Charging

NAME	PART NUMBER	DESCRIPTION	COLOR/FINISH	RATING	COMPATIBLE LOADS	COMPLIANCE
 USB Outlet Module, Half-Size	ARUSBW4 ARUSBM4 ARUSBG4	Perfect for charging mobile devices such as phones and tablets. Pair with a switch or outlet in a 1-Gang+ plate for more functionality in one box. Provides 20A pass-through.	White Magnesium Graphite	2.1A, 5 VDC, 11W 		 , RoHS
 Dual USB Outlet, Plus-Size	ARTRUSB153W4 ARTRUSB153M4 ARTRUSB153G4	Perfect for charging multiple mobile devices. Provides 20A pass-through. Compatible with 1-Gang+ Wall Plates only. Cannot be used in multi-gang installations. Available in two versions: standard (without wall plate) or with an included wall plate in matching finish.	White Magnesium Graphite	3.1A, 5V DC 15A, 125V 	5-15R for NEMA	 , RoHS
	ARTRUSB153W4WP ARTRUSB153M4MP ARTRUSB153G4WP		(WITH WALL PLATE) White Magnesium Graphite	 , RoHS		
 Ultra-Fast USB Type-A/A Outlet	ARUSB2AA6W4 ARUSB2AA6M4 ARUSB2AA6G4	Charge phones, tablets and more, faster, with 2 USB connections pulling 6 amps of power.	White Magnesium Graphite	6A 		 , RoHS
 Ultra-Fast USB Type-A/C Outlet	ARUSB2AC6W4 ARUSB2AC6M4 ARUSB2AC6G4	Charges phones, tablets and more, faster, with 6 amps of power via USB Types-A and C connections.	White Magnesium Graphite	6A 		 , RoHS
 Tamper-Resistant Ultra-Fast USB Type-A/C Outlet	ARTRUSB156ACW4 ARTRUSB156ACM4 ARTRUSB156ACG4	Charges phones, tablets and more, faster, with 6 amps of power via USB Types-A and C connections. Compatible with 1-Gang+ Wall Plates only. Cannot be used in multi-gang installations.	White Magnesium Graphite	6A 15A, 125V 	5-15R for NEMA	 , RoHS
	ARTRUSB206ACW4 ARTRUSB206ACM4 ARTRUSB206ACG4		White Magnesium Graphite	6A 20A, 125V 	5-20R for NEMA	
 Tamper-Resistant Ultra-Fast PLUS Power Delivery USB Type-C/C Outlet	ARUSB30PDW4 ARUSB30PDM4 ARUSB30PDG4	Charge up to 2x faster with this module featuring two future-proof USB Type-C ports.	White Magnesium Graphite	6A 		 , RoHS
 Tamper-Resistant Ultra-Fast PLUS Power Delivery USB Type-C/C Outlet	ARTRUSB15PD30W4 ARTRUSB15PD30M4 ARTRUSB15PD30G4	Charges devices up to 2X faster by combining our ultra-fast amperage with advanced Power Delivery. Includes two future-proof USB Type-C ports. Compatible with 1-Gang+ Wall Plates only. Cannot be used in multi-gang installations.	White Magnesium Graphite	6A, 15A, 125V, TR 	5-15R for NEMA	 , RoHS
	ARTRUSB20PD30W4 ARTRUSB20PD30M4 ARTRUSB20PD30G4		White Magnesium Graphite	6A, 20A, 125V, TR 	5-20R for NEMA	



Pop-Out™ Outlet










Pop-Out Outlets require a special frame (included in package) and are not compatible with those used with adorne wall plates. **They require a deep box, such as Pass & Seymour SI22R, for installation or in a location that has a thick material like a kitchen backsplash, in a standard box.** Each 15A outlet includes capacity for three plugs.

NAME	PART NUMBER	DESCRIPTION	COLOR/FINISH	RATING	COMPATIBLE LOADS	COMPLIANCE
Pop-Out Outlet, 1-Gang 	ARPTR151GW2 ARPTR151GM2 ARPTR151GG2	Includes 1-gang frame for installation. Cannot be paired with other switches, dimmers, outlets, or accessories. 15A version provides 3 receptacles. 20A version provides 2 receptacles. Cannot be used in multi-gang installations.	White Magnesium Graphite	15A 	5-15R	 
	ARPTR201GW2 ARPTR201GM2 ARPTR201GG2		White Magnesium Graphite	20A 	5-20R	
Pop-Out Outlet, 2-Gang 	ARPTR152GW2 ARPTR152GM2 ARPTR152GG2	Includes one Pop-Out Outlet and 2-gang frame for installation. Select this option to pair your Pop-Out Outlet with another adorne switch, dimmer, outlet, or accessory.	White Magnesium Graphite	15A 	5-15R	 



deQuorum™ Flip-Up Table Boxes










deQuorum Flip-Up Table Boxes provide flexibility in decor, communication connectivity options, and installation to meet specific functional and aesthetic needs. Flip-Up Table Boxes bring the modules above the work surface when in use for easy access. Available in a black powder coat or brushed stainless steel finish. *For additional configurations, contact your local rep.

NAME	PART NUMBER	DESCRIPTION	COLOR/FINISH	RATING	COMPATIBLE LOADS	COMPLIANCE
Field Wired Dequorum™ Single Flip Up Unit with USB 	DQFF15UBK DQFF15UST	Unit includes one (1) 15A tamper resistant duplex receptacle with two (2) USB ports that provide 3.1A.	Black Stainless	15A, 125V	5-15R	 
Cord Ended Dequorum™ Single Flip Up Unit with USB 	DQFP15UBK DQFP15UST	Unit includes one (1) 15A black tamper-resistant duplex receptacle with two (2) USB ports that provide 3.1A. Unit comes with a 6' (1.83m) cord. Comes with a black powder coat finish.	Black Stainless	15A, 125V	5-15R	 
Cord Ended Dequorum™ Single Flip Up Unit 	DQFP15BK DQFP15ST	Unit includes one (1) 15A black tamper-resistant duplex receptacle. Unit comes with a 6' (1.83m) cord. Comes with a black powder coat finish.	Black Stainless	15A, 125V	5-15R	 



Furniture Power Centers







Furniture Power Centers offer endless design possibilities by allowing power and charging to be built directly into furniture. Available options can blend in seamlessly or add a beautiful accent to your furniture or space. Add power, charging and more directly into headboards, night stands or seating.

NAME	PART NUMBER	DESCRIPTION	COLOR/FINISH	RATING	COMPATIBLE LOADS	COMPLIANCE
Furniture Power, Outlet and USB Port 	AD1-RU-W AD1-RU-M	Easily add power and charging to furniture. 1 tamper-resistant outlet and 1 USB charging port in a magnesium finish. Wall plate sold separately. Comes standard with 8 foot cord with right angle plug.	White Magnesium	Receptacles: 15A 120Vac USB charging ports: 2.4A, 5Vdc each	5-15R	 
Furniture Power, Outlet and 2 USB Ports 	AD2-2UR-W AD2-2UR-M	Easily add power and charging to furniture. 1 tamper-resistant outlet and 2 USB charging ports in a magnesium finish. Wall plate sold separately. Comes standard with 8 foot cord with right angle plug.	White Magnesium	Receptacles: 15A 120Vac USB charging ports: 2.4A, 5Vdc each	5-15R	 
Furniture Power, 2 Outlets and 2 USB Ports 	AD3-R2UR-W AD3-R2UR-M	Easily add power and charging to furniture. 2 tamper-resistant outlets and 2 USB charging ports in a magnesium finish. Wall plate sold separately. Comes standard with 8 foot cord with right angle plug.	White Magnesium	Receptacles: 15A 120Vac USB charging ports: 2.4A, 5Vdc each	5-15R	 



Illumination Accessories

You've never seen a night light that hides itself so cleverly, yet responds so elegantly to a simple touch. Or one that can be lifted from its home on your wall to double as a carry-around flashlight. When it comes to brilliant solutions, adorne really shines. All night lights include ambient light level sensors. Each features a range of settings, including: Always Off, Low, Medium and High. If set to Low, Medium or High, the night light's LED will only be visible when the ambient room is dark. To change the selected setting, simply push on the square in the upper right-hand corner of the night light.

NAME	PART NUMBER	DESCRIPTION	COMPLIANCE
Night Light, Half-Size 	AANLM14	Features a soft, glowing LED light. Pair with a switch or outlet in a 1-Gang, 3-Module Plate for added flexibility. Light levels include: Always Off Low Medium High	
Night Light 	AANLM24	Features a soft, glowing LED light. Light levels include: Always Off Low Medium High	
Portable Night Light/Flashlight 	AARNL2	Simply push on this innovative night light to remove it from the wall and use it as a flashlight. Device recharges while mounted in wall and operates for up to 10 hours during a power failure. Includes light level options listed above, as well as Flashlight Mode, which is activated only when device is removed from the wall.	



In-wall Night Light function






Press on Night Light to remove from wall



Portable flashlight function















Locator Status Light: Find Us in the Dark

NAME	PART NUMBER	DESCRIPTION	COMPLIANCE
Locator Status Light 	AALS6 AALS277 (277 VAC)	Add a stylish, small locator light to your Paddle, Whisper, or Push switch or dimmer and you'll never again have to slide your hand across the wall trying to find that switch. The locator light is a standard feature of all other switches and dimmers. It can be disabled if desired. Locator light is on when the load is off and off when the load is on.	


















adorne with Netatmo

Control lights and power, from anywhere, with the ultra-reliable smart lighting solution optimized for whole-home use. Compatible with Amazon Alexa, Google Home and Apple HomeKit.

NAME	PART NUMBER	DESCRIPTION	COLOR/FINISH	RATING	COMPATIBLE LOADS	COMPLIANCE
Smart Gateway with Netatmo 	WNAH1W1 WNAH1M1 WNAH1G1	Creates a robust and dedicated network as the foundation of an adorne with Netatmo smart lighting solution.	White Magnesium Graphite			
Smart Surface-Mount Gateway with Netatmo 	WNAH2W1 WNAH2M1 WNAH2G1	Creates a robust and dedicated network as the foundation of an adorne with Netatmo smart lighting solution. Installs beside an outlet or switch.	White Magnesium Graphite			
Smart Switch with Netatmo 	WNAL10W1 WNAL10M1 WNAL10G1	Control lights from anywhere. Gateway required.	White Magnesium Graphite	15A, 120V		
Smart Tru-Universal Dimmer with Netatmo 	WNAL50W1 WNAL50M1 WNAL50G1	The simplest solution to every dimming need, this dimmer self-calibrates to work with dimmable bulbs & loads (except 0-10V).	White Magnesium Graphite	15A, 120V	Incandescent, Halogen & ELV: 700W, MLV: 500VA, LED/CFL: 450W (not compatible with 0-10V LED drivers), EFL: 5.5A	
Wireless Smart Switch with Netatmo 	WNAL23W1 WNAL23M1 WNAL23G1	Can be added to any wall or surface for easy 3-way control, no wiring required. Must be paired with a Smart Switch with Netatmo. Battery-operated.	White Magnesium Graphite			
Wireless Smart Dimmer with Netatmo 	WNAL63W1 WNAL63M1 WNAL63G1	Can be added to any wall or surface for easy 3-way dimming control, no wiring required. Must be paired with a Smart Tru-Universal Dimmer with Netatmo. Battery-operated.	White Magnesium Graphite			
Home/Away Wireless Smart Switch with Netatmo 	WNAL33W1 WNAL33M1 WNAL33G1	Controls a scene of multiple lights, turning the lights on (or off), simultaneously, with just a single touch. Add to any wall or surface, no wiring required. Battery-operated.	White Magnesium Graphite			

Note: Due to manufacturer variations and modifications, we are unable to ensure indefinite dimming compatibility with any bulb or fixture.

NAME	PART NUMBER	DESCRIPTION	COLOR/FINISH	RATING	COMPATIBLE LOADS	COMPLIANCE
Sleep/Wake Wireless Smart Switch with Netatmo 	WNAL43W1 WNAL43M1 WNAL43G1	Controls a scene of multiple lights, turning the lights on (or off), simultaneously, with just a single tap. Add to any wall or surface, no wiring required. Battery-operated.	White Magnesium Graphite			
Smart Outlet with Netatmo 	WNAR153W1 WNAR153M1 WNAR153G1 WNAR203W1 WNAR203M1 WNAR203G1	Control power from anywhere. One outlet is app-controlled, the other is always on. Gateway required.	White Magnesium Graphite White Magnesium Graphite	15A, 125V,  20A, 125V, 	5-15R 5-20R	
Smart Plug-In Switch with Netatmo 	WNP10	Plug into an existing outlet for smart control of lamps and small appliances, no installation required.	White			
Smart Plug-In Tru-Universal Dimmer with Netatmo 	WNP20	Plug into an existing outlet to gain smart dimming control. The simplest solution to every dimming need, this dimmer self-calibrates to work with dimmable bulbs & loads (except 0-10V).	White		Incandescent, Halogen & ELV: 700W, MLV: 500VA, LED/CFL: 450W (not compatible with 0-10V LED drivers), EFL: 5.5A	
Smart Switch Starter Kit with Netatmo 	WNAH10KITW1 WNAH10KITM1 WNAH10KITG1	Kit includes (1) Smart Switch with Netatmo, (1) Smart Gateway with Netatmo, (1) Home/Away Wireless Smart Switch with Netatmo	White Magnesium Graphite	15A, 125V		
Smart Outlet Starter Kit with Netatmo 	WNAH15KITW1 WNAH15KITM1 WNAH15KITG1	Kit includes (1) 15A Smart Outlet with Netatmo, (1) Smart Gateway with Netatmo, (1) Home/Away Wireless Smart Switch with Netatmo	White Magnesium Graphite	15A, 125V, 	5-15R	

Blank Module

NAME	PART NUMBER	DESCRIPTION	COLOR/FINISH
Half-Size Blank	AABK1W4 AABK1M4 AABK1G4	Use this blank insert to give your project a complete, finished look. Pair it with other half-size devices, like the Night Light, Paddle Switch or USB, in a 1-gang wall plate.	White Magnesium Graphite

Keystone Frames

For a consistent look throughout the project, select an adorne keystone frame to enable audio, video and data connectivity in an adorne wall plate. Simply pair a 1-port, 2-port or 4-port frame with any keystone inserts shown on the next page and then mount in an adorne wall plate for a complete installation.

NAME	PART NUMBER	COLOR/FINISH
1-Port Frame	AC1PFW1 AC1PFM1 AC1PFG1	White Magnesium Graphite
2-Port Frame	AC2PFW1 AC2PFM1 AC2PFG1	White Magnesium Graphite
4-Port Frame	AC4PFW1 AC4PFM1	White Magnesium
In-Wall Cable Access Port	ACBRSTPW1 ACBRSTPM1	White Magnesium



1-Port Frame



2-Port Frame



4-Port Frame

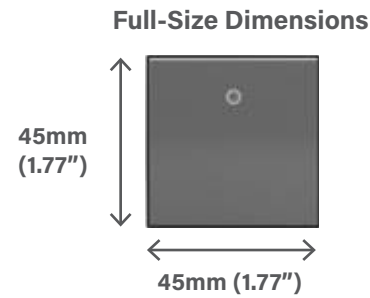
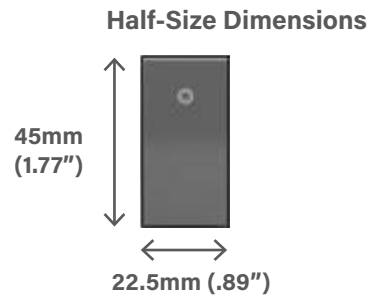


In-Wall Cable Access Port

Keystone Inserts

NAME	PART NUMBER	COLOR/FINISH	NAME	PART NUMBER	COLOR/FINISH
Cat 5e RJ45 Data/Phone Insert	AC5ERJ45W1 AC5ERJ45M1	White Magnesium	HDMI Keystone Coupler	ACHDMIW1 ACHDMIM1	White Magnesium
Cat 5e RJ45 Data Coupler Insert	AC5ERJ45CW1 AC5ERJ45CM1	White Magnesium	Single Keystone Speaker Connector	ACSSIW1 ACSSIM1	White Magnesium
Cat 6 RJ45 Data Insert	AC6RJ45W1 AC6RJ45M1 AC6RJ45G1	White Magnesium Graphite	Speaker Binding Posts	ACABPW1 ACABPM1	White Magnesium
RJ25 Phone Jack	ACRJ25W1 ACRJ25M1	White Magnesium	Subwoofer RCA to F-Connector	ACPRCAFW1 ACPRCAFM1	White Magnesium
Component Video RCA to F Kit	ACRGBRCAFW1 ACRGBRCAFM1	White Magnesium	Video F-Connector	ACNRFCW1 ACNRFCM1 ACNRFCG1	White Magnesium Graphite
Composite Video RCA to F-Connector	ACYRCAFW1 ACYRCAFM1	White Magnesium	Blank Keystone Insert (4-Pack)	ACBLKW4 ACBLKM4	White Magnesium

Modular Unit Dimensions



- The basic building block of the system is a half-size unit (45mm x 22.5mm).
- All devices have either half-size or full-size front faces.
- Devices can also have half-size, full-size or plus-size back bodies.
- Most switches, dimmers and outlets are in the full-size format (45mm x 45 mm). This is the standard adorne proprietary "45" opening.

Front Face and Back Body Modular Sizes

SWITCHES

NAME	FRONT FACE SIZE	BACK BODY SIZE
Paddle Switch, 2-Module	Full-Size	Full-Size
Paddle Switch, 1-Module	Half-Size	Half-Size
Whisper Switch	Full-Size	Full-Size
Push Switch	Full-Size	Full-Size
sofTap Switch	Full-Size	Plus-Size
SensaSwitch	Full-Size	Plus-Size
Touch	Full-Size	Plus-Size
Wave	Full-Size	Plus-Size

DIMMERS

NAME	FRONT FACE SIZE	BACK BODY SIZE
Paddle	Full-Size	Plus-Size
Whisper	Full-Size	Plus-Size
sofTap	Full-Size	Plus-Size
SensaDimmer	Full-Size	Plus-Size
Touch	Full-Size	Plus-Size
Paddle Fan Speed Control	Full-Size	Plus-Size

OUTLETS

NAME	FRONT FACE SIZE	BACK BODY SIZE
Tamper-Resistant Outlet, Full-Size	Full-Size	Full-Size
Tamper-Resistant Outlet, Plus-Size	Plus-Size	Plus-Size
GFCI Outlet, Full-Size	Full-Size	Plus-Size
GFCI Outlet, Plus-Size	Plus-Size	Plus-Size
Energy-Saving ON/OFF Outlet	Full-Size	Full-Size
USB Outlet	Half-Size	Half-Size

ILLUMINATION


NAME	FRONT FACE SIZE	BACK BODY SIZE
Night Light, Half-Size	Half-Size	Half-Size
Night Light, Full-Size	Full-Size	Full-Size
Portable Night Light/Flashlight	Full-Size	Plus-Size

Optional Configurations

1-Gang



1-Gang



1-Gang+



2-Gang



3-Gang



4-Gang



R REAL MATERIALS

CM CAST METALS

HF Hubbardton Forge[®]

P PLASTIC



1 Black Stainless



1 Brushed Stainless



1 Custom with Magnesium Trim



1 Custom with White Trim



1 Macassar



2 Bronze



2 Natural Iron



2 Black Ink



2 Bronze



2 Bleu Noir



1 Mirror



1 Mirror Black



1 Mirror White



1 Mirror White, White-on-White



1 Slate Linen



2 Carnival



2 Graphite



2 Gloss White



2 Gloss White, White-on-White



2 Golden Sands



1 Spiraled Stainless



1 Rustic Grey



1 True Linen



2 Black Nickel



2 Brushed Black Nickel



2 Greige



2 Hibiscus



2 Magnesium



2 Pale Blue



2 Powder White



2 Brushed Satin Brass



2 Brushed Stainless Steel



2 Coffee



2 Matte Antique Copper



2 Satin Black



2 Satin Light Almond



2 Titanium



2 Oil-Rubbed Bronze



2 Satin Nickel















REAL MATERIALS



MACASSAR | AWM1G2MA4

Real Materials

These adorne Wall Plates add unique beauty to any space with contemporary options like stainless and mirror, as well as natural materials like linen and wood.

NAME	GANGS	PART NUMBER	NAME	GANGS	PART NUMBER
Black Stainless 	1-Gang 1-Gang+ 2-Gang 3-Gang 4-Gang	AWM1G2BLS4 AWM1G3BLS4 AWM2GBLS4 AWM3GBLS4 AWM4GBLS4	Mirror White 	1-Gang 1-Gang+ 2-Gang 3-Gang 4-Gang	AWM1G2MW4 AWM1G3MW4 AWM2GMW4 AWM3GMW4 AWM4GMW4
Brushed Stainless 	1-Gang 1-Gang+ 2-Gang 3-Gang 4-Gang	AWM1G2MS4 AWM1G3MS4 AWM2GMS4 AWM3GMS4 AWM4GMS4	Mirror White, White-on-White 	1-Gang 1-Gang+ 2-Gang 3-Gang 4-Gang	AWM1G2MWW4 AWM1G3MWW4 AWM2GMWW4 AWM3GMWW4 AWM4GMWW4
Custom with Magnesium Trim 	1-Gang 1-Gang+ 2-Gang 3-Gang 4-Gang	AWM1G2M4 AWM1G3M4 AWM2GM4 AWM3GM4 AWM4GM4	Rustic Grey 	1-Gang 1-Gang+ 2-Gang 3-Gang 4-Gang	AWM1G2RG4 AWM1G3RG4 AWM2GRG4 AWM3GRG4 AWM4GRG4
Custom with White Trim 	1-Gang 1-Gang+ 2-Gang 3-Gang 4-Gang	AWM1G2W4 AWM1G3W4 AWM2GW4 AWM3GW4 AWM4GW4	Slate Linen 	1-Gang 1-Gang+ 2-Gang 3-Gang 4-Gang	AWM1G2SL4 AWM1G3SL4 AWM2GSL4 AWM3GSL4 AWM4GSL4
Macassar 	1-Gang 1-Gang+ 2-Gang 3-Gang 4-Gang	AWM1G2MA4 AWM1G3MA4 AWM2GMA4 AWM3GMA4 AWM4GMA4	Spiraled Stainless 	1-Gang 1-Gang+ 2-Gang 3-Gang 4-Gang	AWM1G2SP4 AWM1G3SP4 AWM2GSP4 AWM3GSP4 AWM4GSP4
Mirror 	1-Gang 1-Gang+ 2-Gang 3-Gang 4-Gang	AWM1G2MR4 AWM1G3MR4 AWM2GMR4 AWM3GMR4 AWM4GMR4	True Linen 	1-Gang 1-Gang+ 2-Gang 3-Gang 4-Gang	AWM1G2TL4 AWM1G3TL4 AWM2GTL4 AWM3GTL4 AWM4GTL4
Mirror Black 	1-Gang 1-Gang+ 2-Gang 3-Gang 4-Gang	AWM1G2MB4 AWM1G3MB4 AWM2GMB4 AWM3GMB4 AWM4GMB4	Copper 	1-Gang 1-Gang+ 2-Gang 3-Gang 4-Gang	AWM1G2CU4 AWM1G3CU4 AWM2GCU4 AWM3GU4 AWM4GU4



CAST METALS



BRUSHED BLACK NICKEL | AWC1G2BBN4



Cast Metals

Cast metal Wall Plates from the adorne Collection are hand-crafted by artisans, making them unique and distinctive. These slight variations in finish and color add to the rich beauty of the adorne cast metal offering.

NAME	GANGS	PART NUMBER	NAME	GANGS	PART NUMBER
Black Nickel 	1-Gang 1-Gang+ 2-Gang 3-Gang 4-Gang	AWC1G2BLN4 AWC1G3BLN4 AWC2GBLN4 AWC3GBLN4 AWC4GBLN4	Matte Antique Copper 	1-Gang 1-Gang+ 2-Gang 3-Gang 4-Gang	AWC1G2MAC4 AWC1G3MAC4 AWC2GMAC4 AWC3GMAC4 AWC4GMAC4
Brushed Black Nickel 	1-Gang 1-Gang+ 2-Gang 3-Gang 4-Gang	AWC1G2BBN4 AWC1G3BBN4 AWC2GBBN4 AWC3GBBN4 AWC4GBBN4	Satin Black 	1-Gang 1-Gang+ 2-Gang 3-Gang 4-Gang	AWC1G2SBL4 AWC1G3SBL4 AWC2GSBL4 AWC3GSBL4 AWC4GSBL4
Brushed Satin Brass 	1-Gang 1-Gang+ 2-Gang 3-Gang 4-Gang	AWC1G2BSB4 AWC1G3BSB4 AWC2GBSB4 AWC3GBSB4 AWC4GBSB4	Oil-Rubbed Bronze 	1-Gang 1-Gang+ 2-Gang 3-Gang 4-Gang	AWC1G2OB4 AWC1G3OB4 AWC2GOB4 AWC3GOB4 AWC4GOB4
Brushed Stainless Steel 	1-Gang 1-Gang+ 2-Gang 3-Gang 4-Gang	AWC1G2BS4 AWC1G3BS4 AWC2GBS4 AWC3GBS4 AWC4GBS4	Satin Nickel 	1-Gang 1-Gang+ 2-Gang 3-Gang 4-Gang	AWC1G2SN4 AWC1G3SN4 AWC2GSN4 AWC3GSN4 AWC4GSN4
Coffee 	1-Gang 1-Gang+ 2-Gang 3-Gang 4-Gang	AWC1G2COF4 AWC1G3COF4 AWC2GCOF4 AWC3GCOF4 AWC4GCOF4			

The Hubbardton Forge[®] Line

These lustrous metal plates, forged by fire, are a unique and exquisite addition to the adorne Collection. In partnering with Hubbardton Forge, we combine the passion of a 6,000-year-old art form with our cutting-edge technology for richly textured results.

NAME	GANGS	PART NUMBER	NAME	GANGS	PART NUMBER
Bronze 	1-Gang 1-Gang+ 2-Gang 3-Gang 4-Gang	AWM1G2HFBR4 AWM1G3HFBR1 AWM2GHFBR1 AWM3GHFBR1 AWM4GHFBR1	Natural Iron 	1-Gang 1-Gang+ 2-Gang 3-Gang 4-Gang	AWM1G2HFFE4 AWM1G3HFFE1 AWM2GHFFE1 AWM3GHFFE1 AWM4GHFFE1


















DESIGN



GOLDEN SANDS | AWP1G2GS4

Plastics

Available in a variety of classic and contemporary colors, adorne plastic Wall Plates provide the perfect finishing touch to any installation.

NAME	GANGS	PART NUMBER	NAME	GANGS	PART NUMBER
Black Ink 	1-Gang 1-Gang+ 2-Gang 3-Gang 4-Gang 5-Gang 6-Gang	AWP1G2NK4 AWP1G3NK4 AWP2GNK4 AWP3GNK4 AWP4GNK4 AWP5GNK1 AWP6GNK1	Gloss White, White-on-White 	1-Gang 1-Gang+ 2-Gang 3-Gang 4-Gang 5-Gang 6-Gang	AWP1G2WHW10 AWP1G3WHW4 AWP2GWHW10 AWP3GWHW4 AWP4GWHW4 AWP5GWHW1 AWP6GWHW1
Bronze 	1-Gang 1-Gang+ 2-Gang 3-Gang 4-Gang 5-Gang 6-Gang	AWP1G2BR6 AWP1G3BR4 AWP2GBR4 AWP3GBR4 AWP4GBR4 AWP5GBR1 AWP6GBR1	Gloss White 	1-Gang 1-Gang+ 2-Gang 3-Gang 4-Gang 5-Gang 6-Gang	AWP1G2WH6 AWP1G3WH4 AWP2GWH4 AWP3GWH4 AWP4GWH4 AWP5GWH1 AWP6GWH1
Bleu Noir 	1-Gang 1-Gang+ 2-Gang 3-Gang 4-Gang 5-Gang 6-Gang	AWP1G2BN4 AWP1G3BN4 AWP2GBN4 AWP3GBN4 AWP4GBN4 AWP5GBN1 AWP6GBN1	Golden Sands 	1-Gang 1-Gang+ 2-Gang 3-Gang 4-Gang 5-Gang 6-Gang	AWP1G2GS4 AWP1G3GS4 AWP2GGS4 AWP3GGS4 AWP4GGS4 AWP5GGS1 AWP6GGS1
Carnival 	1-Gang 1-Gang+ 2-Gang 3-Gang 4-Gang 5-Gang 6-Gang	AWP1G2CA4 AWP1G3CA4 AWP2GCA4 AWP3GCA4 AWP4GCA4 AWP5GCA1 AWP6GCA1	Greige 	1-Gang 1-Gang+ 2-Gang 3-Gang 4-Gang 5-Gang 6-Gang	AWP1G2GG4 AWP1G3GG4 AWP2GGG4 AWP3GGG4 AWP4GGG4 AWP5GGG1 AWP6GGG1
Graphite 	1-Gang 1-Gang+ 2-Gang 3-Gang 4-Gang 5-Gang 6-Gang	AWP1G2GR6 AWP1G3GR4 AWP2GGR4 AWP3GGR4 AWP4GGR4 AWP5GGR1 AWP6GGR1	Hibiscus 	1-Gang 1-Gang+ 2-Gang 3-Gang 4-Gang 5-Gang 6-Gang	AWP1G2HB4 AWP1G3HB4 AWP2GHB4 AWP3GHB4 AWP4GHB4 AWP5GHB1 AWP6GHB1
Magnesium 	1-Gang 1-Gang+ 2-Gang 3-Gang 4-Gang 5-Gang 6-Gang	AWP1G2MG6 AWP1G3MG4 AWP2GMG4 AWP3GMG4 AWP4GMG4 AWP5GMG1 AWP6GMG1	Powder White 	1-Gang 1-Gang+ 2-Gang 3-Gang 4-Gang 5-Gang 6-Gang	AWP1G2PW4 AWP1G3PW4 AWP2GPW4 AWP3GPW4 AWP4GPW4 AWP5GPW1 AWP6GPW1
Pale Blue 	1-Gang 1-Gang+ 2-Gang 3-Gang 4-Gang 5-Gang 6-Gang	AWP1G2BL6 AWP1G3BL4 AWP2GBL4 AWP3GBL4 AWP4GBL4 AWP5GBL1 AWP6GBL1	Satin Light Almond 	1-Gang 1-Gang+ 2-Gang 3-Gang 4-Gang	AWP1G2LA6 AWP1G3LA4 AWP2GLA4 AWP3GLA4 AWP4GLA4
			Titanium 	1-Gang 1-Gang+ 2-Gang 3-Gang 4-Gang 5-Gang 6-Gang	AWP1G2TM6 AWP1G3TM4 AWP2GTM4 AWP3GTM4 AWP4GTM4 AWP5GTM1 AWP6GTM1



The adorne Frame System

The frame is the foundation upon which the adorne modular system is built. It is manufactured with high-strength galvanized metal and includes a ground wire.

Frames include plastic spacers. The spacers remain in place for devices with full size back bodies. They must be removed for devices with plus size back bodies, such as dimmers and GFCI outlets.

The frame completes the enclosure, providing a safe installation during the construction phase and allowing the wall plate to be installed at the end of the project.

Each frame includes a leaded ground that supports the full adorne system. Most switches, outlets and wall plates (including cast metals) are automatically grounded to the frame, saving time and ensuring a safe and reliable ground path.



1-Gang, Full Size with Spacers

1-Gang, Plus Size without Spacers

2-Gang with Spacers

3-Gang with Spacers

4-Gang with Spacers

5-Gang with Spacers

6-Gang with Spacers

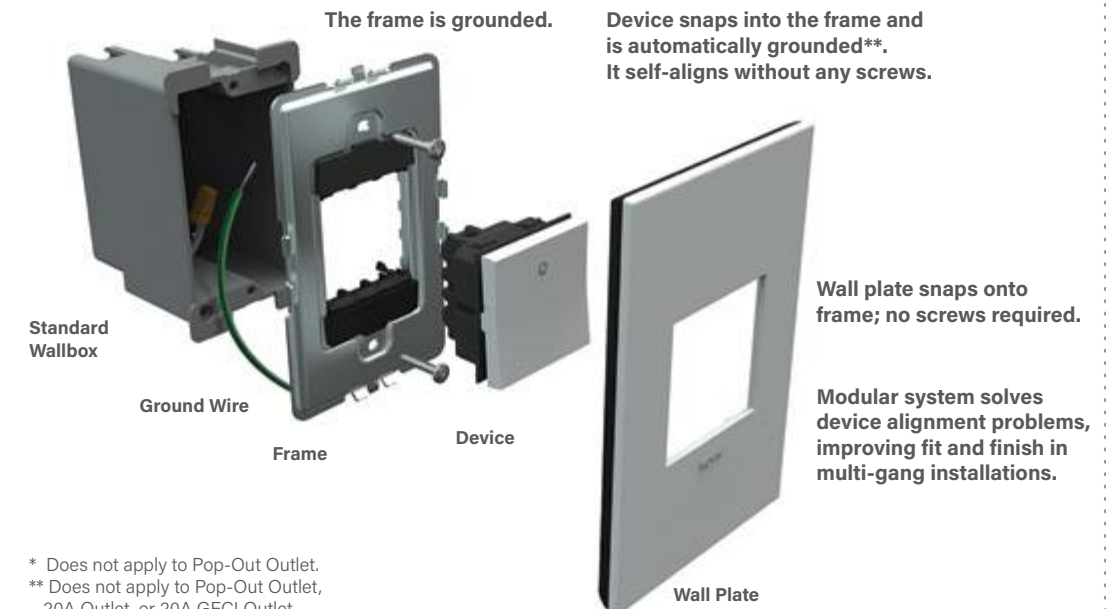
Mounting Frames

NAME	PART NUMBER
1-Gang Mounting Frame	AF1G
2-Gang Mounting Frame	AF2G
3-Gang Mounting Frame	AF3G
4-Gang Mounting Frame	AF4G
5-Gang Mounting Frame	AF5G
6-Gang Mounting Frame	AF6G


The adorne Modular System

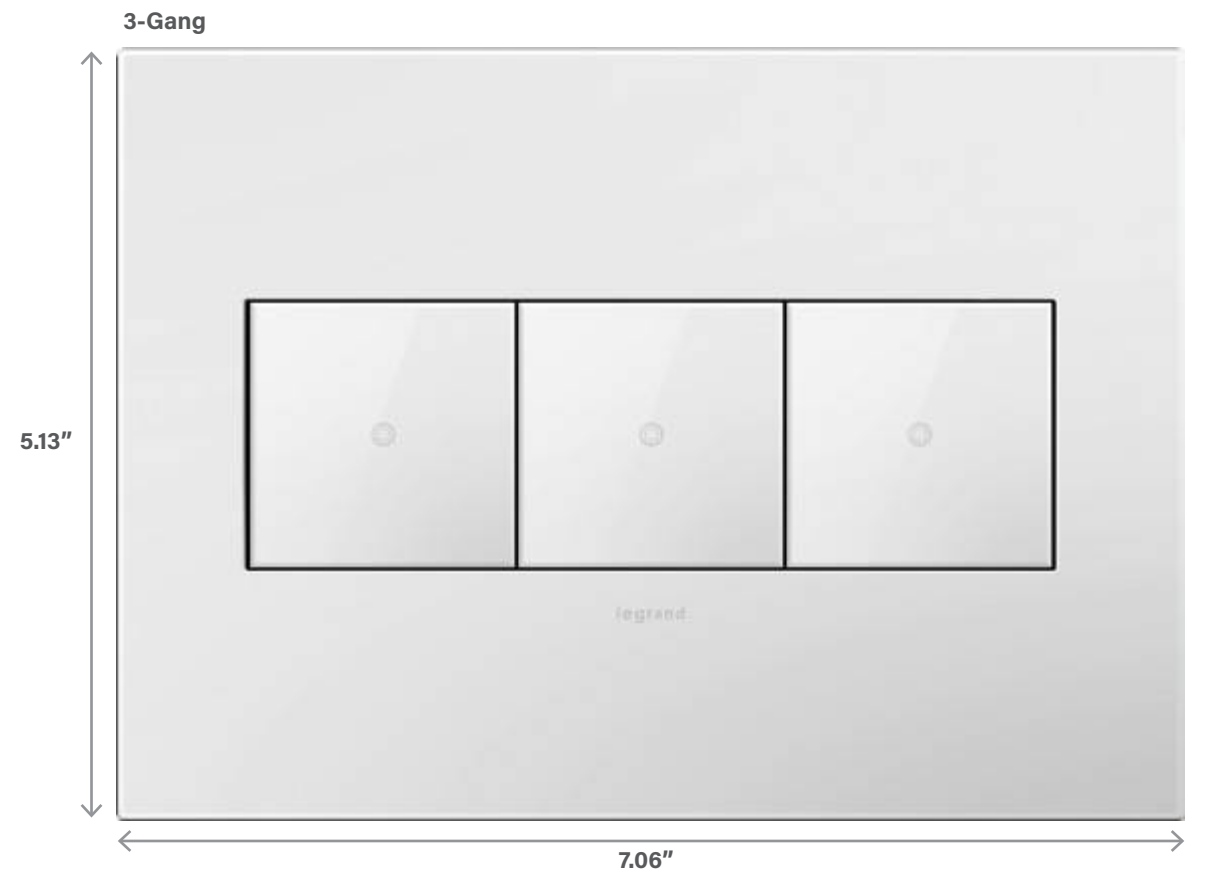
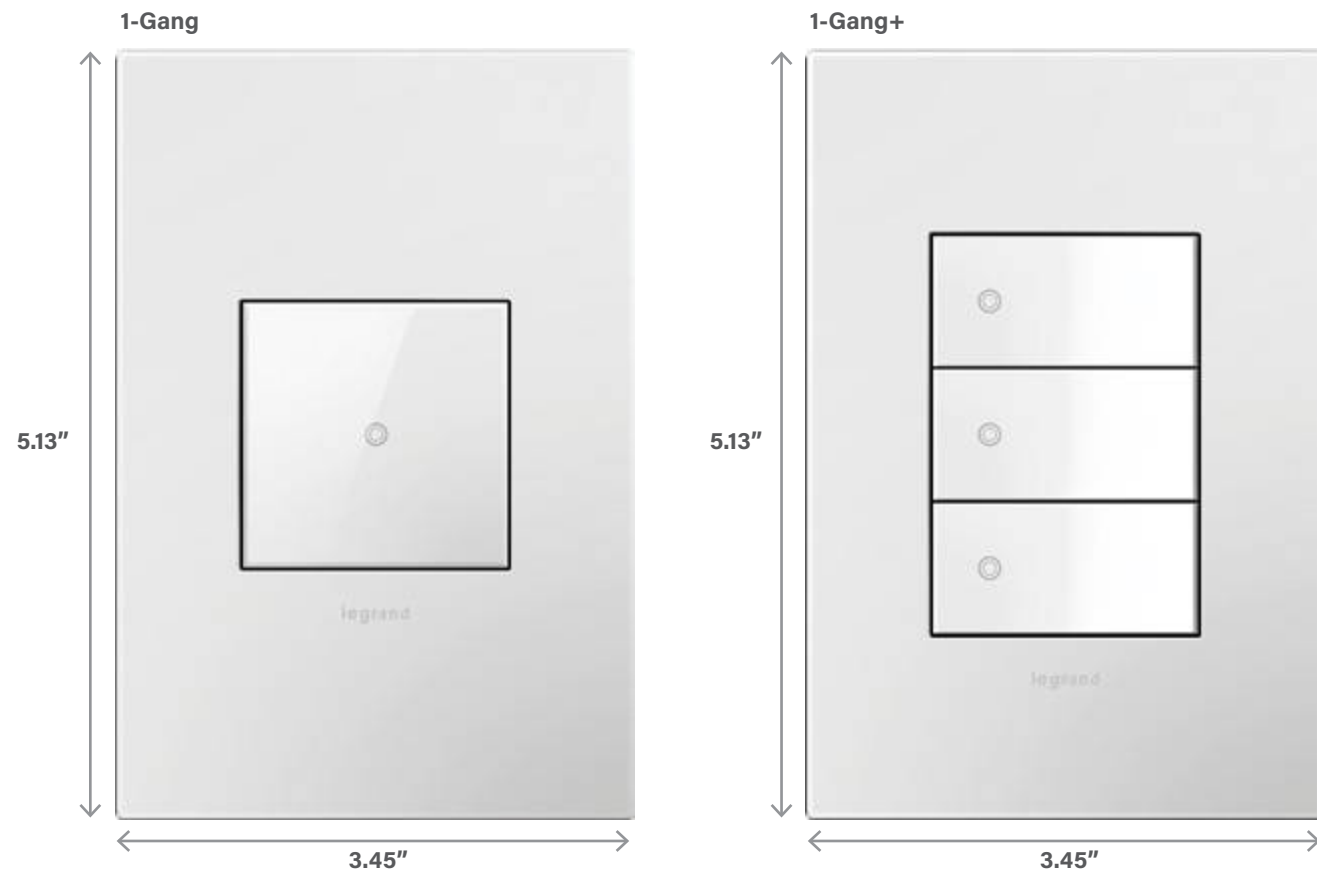
Complete versatility and unmatched flexibility

adorne fits in all existing NEMA-approved wallboxes.*



Devices simply snap into the frame from the front. During installation, screw the frame to the box, then pull the wires through the frame and wire the device. Then, simply snap the device into the frame.


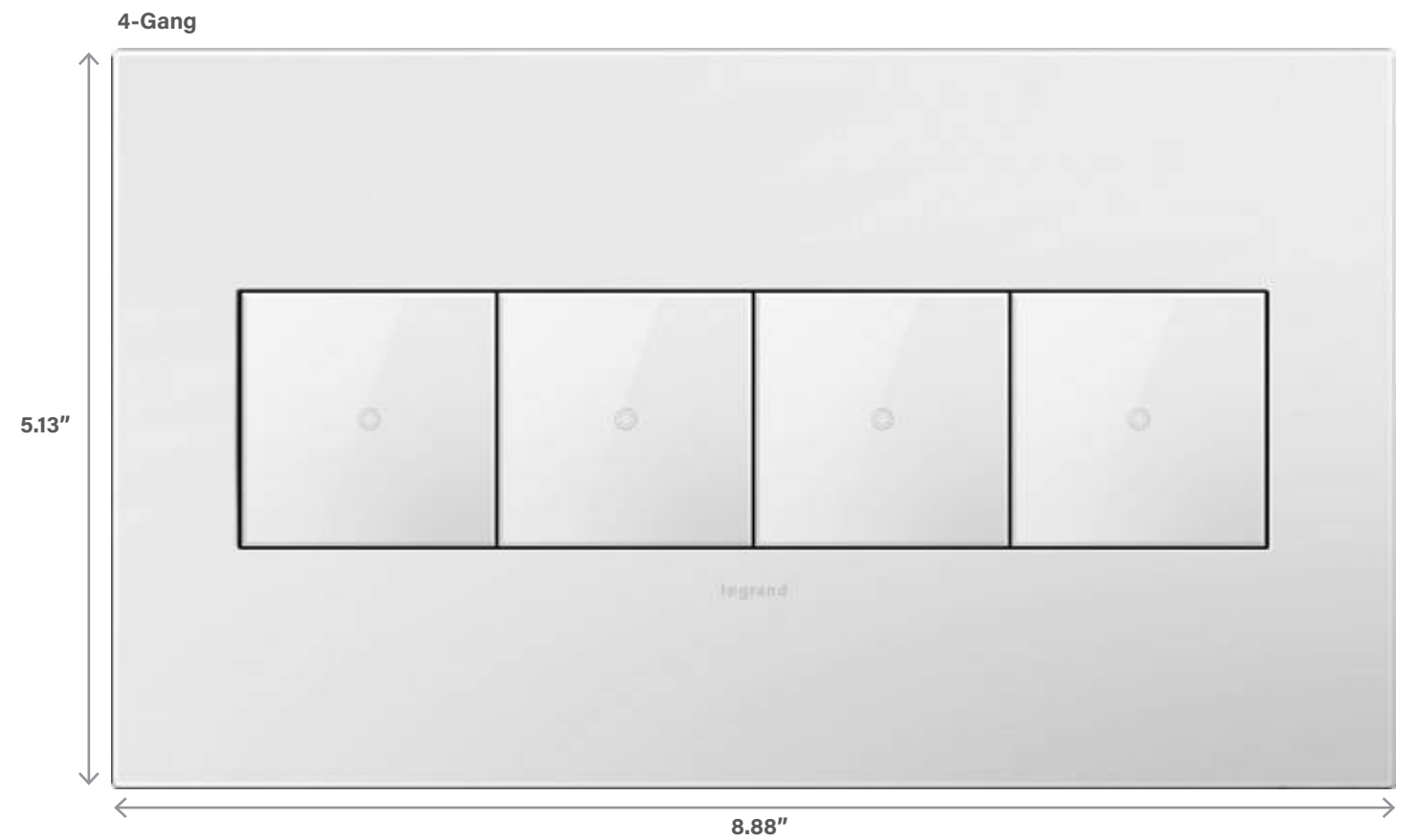
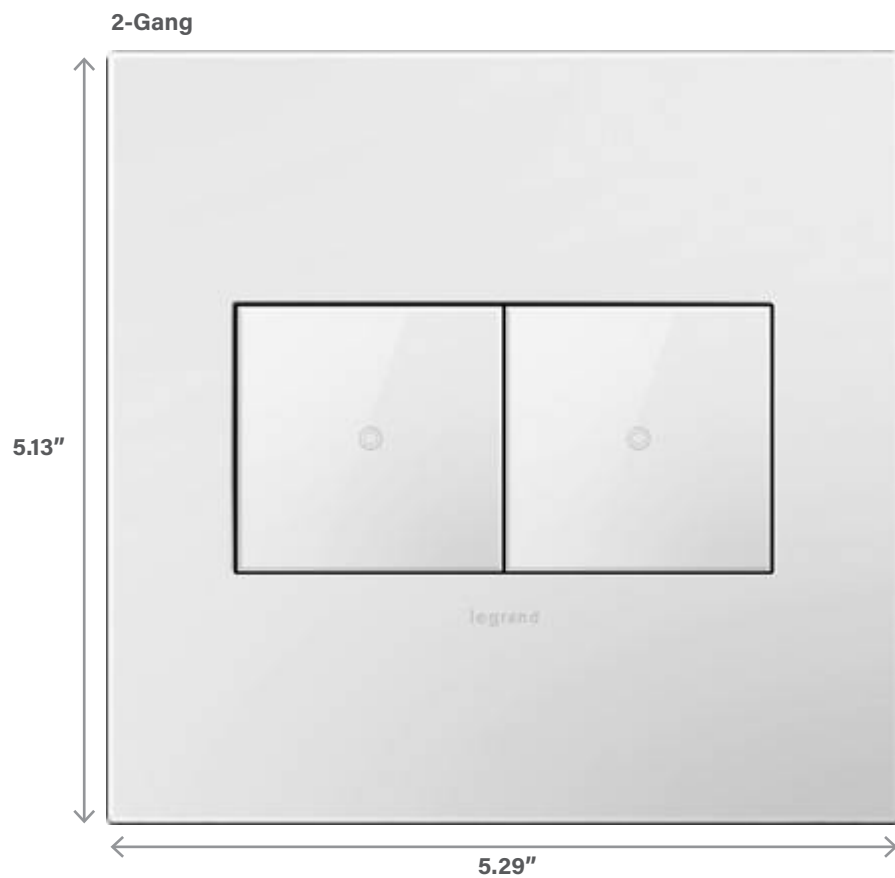




Wall Plates

Available in six gang sizes, adorne wall plates provide the perfect complement to adorne switches, dimmers, outlets and accessories. The collection includes a variety of finishes, from cast metals like Satin Nickel and Oil-Rubbed Bronze to real materials such as linen and wood. In addition, the collection includes a full offering of plastic plates in contemporary and classic colors, as well as three innovative Soft Touch finishes. Each wall plate is packaged with a mounting frame to enable easy installation when paired with a device. All plates are screwless and simply snap onto the included metal frame. See page 40 for more information on the adorne frame system.

All adorne wall plates are UL and ETL-approved. 5- and 6-Gang wall plates are not available in all colors.



5-Gang
5.13" x 10.7"

6-Gang
5.13" x 12.5"

A RECIPE FOR KITCHEN MAGIC.

The adorne Under-Cabinet Lighting and Power System brings an array of modular components that swap out so easily, you can reconfigure whenever the mood strikes. From speakers and smart phone docks, to lighting and outlets, there's a world of possibilities to choose from with these high-tech, highly convenient building blocks.

Under-Cabinet Lighting and Power



USB Module:
A handy outlet to power today's devices.



Tamper-Resistant Outlet Module:
Convenient power snaps in where you need it.



LED Slimline Light: A low-profile, continuous lighting option.



Linear Lights: For a consistent, continuous light.



Tablet Cradle:
Puts apps and the internet where you need them.



Mobile Cradle:
Because recharging doesn't have to look sloppy.



LOOKING UP A view from below reveals how the adorne collection tucks neatly away, offering tons of convenience while hiding underneath your cabinets.



How to Specify the System

The adorne Under-Cabinet Lighting and Power System is a fully customizable and modular solution for eliminating kitchen clutter. It is compatible with any kitchen layout, such as a galley, L-shaped or U-shaped, as well as with any home wiring. In order to ensure you have specified the correct products for your system, we recommend you follow the steps outlined below.

1. Planning Your System Layout

First, determine where you want to install the system. Then measure your cabinets to determine the length of Modular Track required:

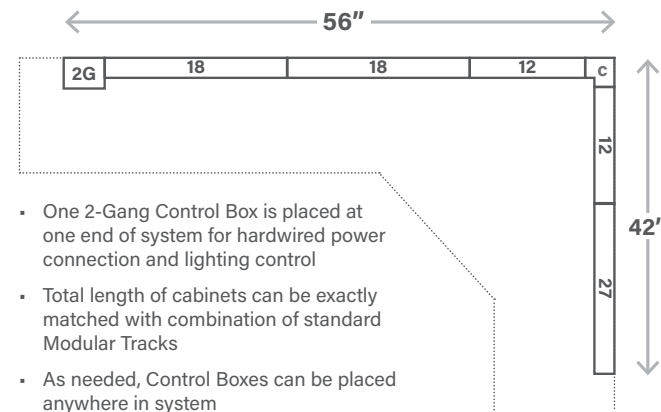
- Measure each cabinet length at back of cabinet.
- For installations with a corner, allow 3" on each side for Corner Connector.
- When totaling up the length of required Modular Track, be sure to include the length of the desired Control Box or Direct Wire Connector. For a 1-gang box, allow 5". For a 2-gang box, allow 5.25". For Direct Wire Connector, allow 6". For more detail on Control Box options, see page 53.
- If your selection of Modular Tracks does not match the exact length of your cabinets, you can use a Modular Track Extender to complete the track. This piece can be cut down to 6". Standard 12", 18" and 27" Modular Tracks cannot be shortened.



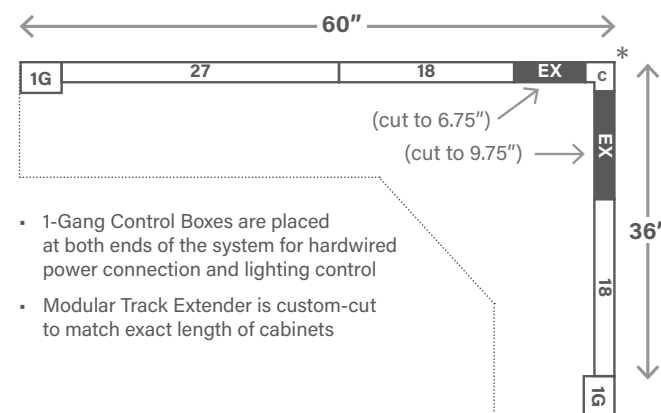
Modular Track Corner Connector

Visit www.adornemyhome.com to watch planning and installation videos.

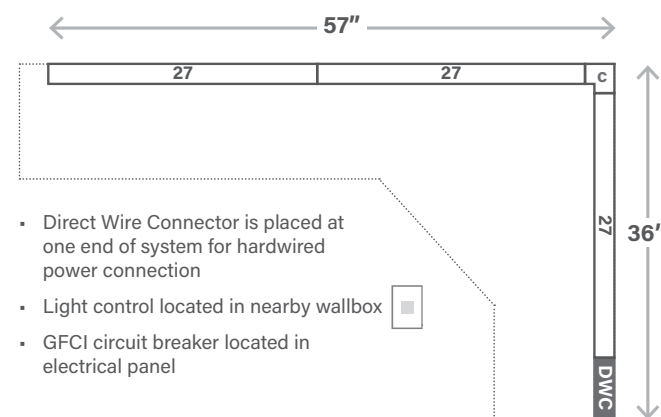
Sample Installation: Length of cabinets is equal to combined length of standard Modular Tracks



Sample Installation: Length of cabinets is greater than combined length of standard Modular Tracks



Sample Installation: Direct wire with system controls in a remote location



2. Selecting the Control Box and Power Options

Next, select the type of lighting and power connection you'd like to include. For a hardwired installation, there are five options to choose from which enable expanded lighting control options such as dimming:

- Control Box with Paddle Dimmer
- Control Box with Paddle Dimmer and GFCI protection
- Control Box, 1-Gang (No Devices)
- Control Box, 2-Gang (No Devices)
- Direct Wire Connector

For hardwired installations, there must be three separate circuits from the electrical panel:

- Receptacle Circuit: 20 Amps; GFCI-protected; Use #12 wire
- Lighting Circuit: 15 Amps; Use #12 or #14 wire
- Accessory Circuit: 15 Amps; Use #12 or #14 wire

Hardwired Control Boxes



Compatible with all adorne 2-module devices. The CFL/LED Paddle Dimmer (ADPD453LM2) is recommended for use with the adorne system.

3. Selecting the LED Lights

The adorne Under-Cabinet Lighting and Power System is only compatible with adorne LED lights. Recommended placement for lights is every 18" along Modular Track.

You can select any combination of Linear lights to complete your system. In addition, if you are mounting a light under the cabinet and wish to move it further to the front of the counter, you can use the LED Light Extender. This enables you to increase the length of any light from the Modular Track from a standard 11" to up to 22". This is especially useful in corner installations.



4. Choosing Accessories to Complete the System

The final step is to select the accessories to perfectly complement your system. adorne offers a range of options, including USB charging ports, mobile and tablet cradles. Each of these accessories provides flexibility in that it can be added or removed at any time – simply swap it with an existing outlet or blank module to increase your system capabilities.

We're here to help!

We have a dedicated project services team on staff to help you plan your projects, including supplying a full takeoff with a wiring diagram based on your floor plans.

Give us a call at 315.468.8413 or email us your project info at adornemyproject@legrand.us.


























Modular Tracks

The adorne system is a flexible and modular solution designed to eliminate kitchen clutter. Fully customizable, you can select from several types of modules and modify your system in minutes. Simply pop out an existing module and replace it with a new module at any time.

The Modular Tracks listed below simply plug together to create a full system custom-designed for any kitchen. They form the base of the system, housing all of the wiring that connects the modules.

Each system must include a Control Box or Direct Wire Connector that is hardwired to existing wiring or plugged into an outlet on the backsplash.



NAME	PART NUMBER	DESCRIPTION	COMPLIANCE
 12" Modular Track	APMT12TM2 APMT12W2	Includes one Tamper-Resistant Outlet Module and one Blank Module. Can support up to two LED lights. Provides 120V power via 15A outlet modules and 20A pass-through. Module openings are 6" on-center.	   RoHS
 18" Modular Track	APMT18TM4 APMT18W4	Includes one Tamper-Resistant Outlet Module and one Blank Module. Can support up to two LED lights. Provides 120V power via 15A outlet modules and 20A pass-through. Module openings are 9" on-center.	   RoHS
 27" Modular Track	APMT27TM2 APMT27W2	Includes two Tamper-Resistant Outlet Modules and one Blank Module. Can support up to three LED lights. Provides 120V power via 15A outlet modules and 20A pass-through. Module openings are 9" on-center.	   RoHS
 18" Modular Track Extender	APME18TM2 APME18W2	Enables a perfect fit for any kitchen. Simply cut to length (minimum of 6") and attach to end of Modular Track. Does not include any module openings.	  RoHS
 Modular Track Corner Connector	APCCTM4 APCCW4	Use with installations that include a right-angle corner to connect two Modular Tracks. Allow 3" on each side for installations with Corner Connectors.	  RoHS
 Short Modular Track	APST9TM1 APST9W1	Includes one Tamper-Resistant Outlet Module. Intended for use on short cabinet sections. 10" in length but can be cut to 8". Enables direct wire connection to wiring behind the wall. Cannot be combined with any other track section.	   RoHS
 Pro Kit	APMTPROTM1	Includes the adorne control box with the paddle dimmer, 18" Track, 12" Track, an additional tamper-resistant outlet, and a tablet cradle.	  RoHS

We're here to help!

We have a dedicated project services team on staff to help you plan your projects, including supplying a full takeoff based on your floor plans.

Give us a call at 315.468.8413 or email us your project info at adornemyproject@legrand.us.
















Control Boxes

Every Under-Cabinet Lighting and Power System must include one of the below Control Boxes or Direct Wire Connector. These boxes connect to existing in-wall wiring or plug into an outlet on the backsplash to provide system power.

Control Boxes include system end caps, ensuring a clean finish on the left and right edges of the installed system.



Hardwired Installations that include USB modules require three circuits.





NAME	PART NUMBER	DESCRIPTION	COMPLIANCE
 Control Box with Paddle Dimmer	APCB1TM4 APCB1W4	Connects to existing in-wall wiring. Fits onto end of Modular Track, adding 5" onto system length. Includes adorne 450W CFL/LED Paddle Dimmer (ADPD453LM2). GFCI protection must be provided at the electrical panel.	  RoHS
 Control Box with Paddle Dimmer and 15A GFCI	APCB6TM2 APCB6W2	Connects to existing in-wall wiring. Fits onto end of Modular Track, adding 5.25" onto system length. Includes adorne 450W CFL/LED Paddle Dimmer (ADPD453LM2) and 15A Tamper-Resistant GFCI Outlet (AGFTR152M4).	  RoHS
 Control Box, No Devices, 1-Gang	APCB4TM1 APCB4W1	Connects to existing in-wall wiring. Fits onto end of Modular Track, adding 5" onto system length. Customize with your preference of adorne dimmers, switches, or outlets.	  RoHS
 Control Box, No Devices, 2-Gang	APCB5TM1 APCB5W1	Connects to existing in-wall wiring. Fits onto end of Modular Track, adding 5.25" onto system length. Customize with your preference of adorne dimmers, switches, or outlets.	  RoHS
 Direct Wire Connector	APDWCTM1 APDWCW1	Enables direct wire feed of power from in-wall wiring, eliminating need for a Control Box. Connector is 6" in length.	  RoHS

Lighting













adorne Linear LED Lights are designed for use with the adorne Under-Cabinet Lighting and Power System only. They can be paired with the adorne SofTap Tru-Universal Dimmer (ADTP703TUW4) to enable dimming.



Lights easily plug into a connection port on any system module. Optimal positioning is one light for every 18" of Modular Track. Lights can be added or removed as needed.

NAME	PART NUMBER	DESCRIPTION	COMPLIANCE
LED Linear Light 	ALLNLEDTM4	<ul style="list-style-type: none"> • 8W • 280 lumens • correlated color temperature: 3000K color rendering index: 95 	 , RoHS
Light Extender 	ALEXTLEDTM4	Enables adorne LED lights to be mounted up to 22" from backsplash by extending cord length beyond default 11". Ideal for corner cabinet installations.	 , RoHS

LED Slimline Light + Accessories







NAME	PART NUMBER	DESCRIPTION	COMPLIANCE
6" LED SlimlineLight 	ALSLED6W4 ALSLED6TM4	<ul style="list-style-type: none"> • 2.38 Watts • 158 lumens • correlated color temperature: 3000K, color rendering index 93 • Tru-Universal Dimmer recommended 	 , RoHS
12" LED Slimline Light 	ALSLED12W4 ALSLED12TM4	<ul style="list-style-type: none"> • 4.83 Watts • 328 lumens • correlated color temperature: 3000K, color rendering index 93 • Tru-Universal Dimmer recommended 	 , RoHS
LED Dimmable Driver 	ALSDDR30W1 ALSDDR30TM1	The 30 Watt LED dimmable drive powers up to 6 feet of adorne expandable light strips.	 , RoHS
LED Dimmable Driver 	ALSDDR60TM1 ALSDDR60W1	The 60 Watt LED dimmable drive powers up to 10 feet of adorne expandable light strips.	 , RoHS
Joiner Cable 8" 	ALSJJC8W4 ALSJJC8TM4	Perfect for joining your LED lights and creating a finished look. Adds 8" of space between adorne LED Lights. Pair with an additional cable for even more space	RoHS
Joiner Cable 14" 	ALSJJC14W4 ALSJJC14TM4	Perfect for joining your LED lights and creating a finished look. Adds 14" of space between adorne LED Lights. Pair with an additional cable for even more space.	RoHS
T Fitting 	ALSLTW4 ALSLTM4	Perfect for splitting power to different locations while creating a finished look. Use Tee Cables to split the power from an adorne driver into two different directions.	RoHS
Power Cable Extender 36" 	ALS LPC36W4 ALS LPC36TM4	Perfect for extending cables and hiding cables out of sight for a clean, finished look. Use the Power cable extender to extend the length of cables, allowing you to hide drivers in or above cabinets.	RoHS

Modules and Accessories

The Under-Cabinet Lighting and Power System modules are designed to fit in any module opening, and can be easily added or removed by using the included module tool. Simply fit the tool into either end of the module and pop it out of the track.



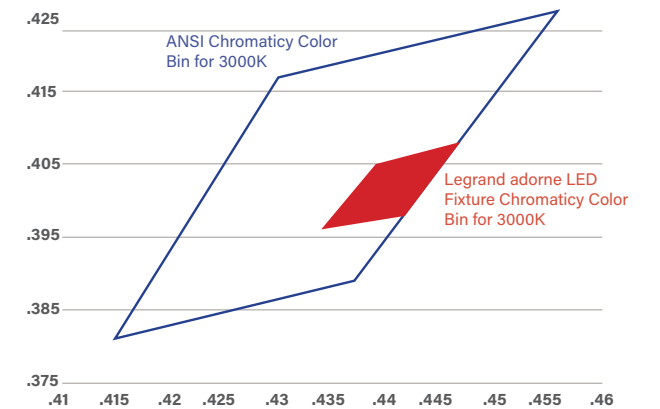
Cradles do not occupy a module opening. Instead, they save space by resting on the back edge of the track.

NAME	PART NUMBER	DESCRIPTION	COMPLIANCE
15A Outlet Module 	APTR15TM4 APTR15W4	Provides two power outlets by snapping into any module opening. Tamper-resistant outlet is designed with a patented shutter system. Included with short, 12", 18", and 27" Modular Tracks.	15A, 120V  , RoHS
USB Outlet Module 	APUSB3TM4 APUSB3W4	Provides two USB charging ports for devices such as mobile phones and tablets by snapping into any module opening. Charging cable not included.	3.1A, 5V  , RoHS
Mobile Phone Cradle 	AAPCTM4 AAPCW4	Attaches anywhere along track to hold a mobile phone. Perfect for use with USB Outlet Module while charging devices.	RoHS
Tablet Cradle 	AATCM4 AATCW4	Attaches anywhere along track to hold a tablet. Perfect for use with USB Outlet Module while charging devices.	RoHS

The adorne system is optimized to provide a premium under-cabinet solution by utilizing the latest innovations in lighting research and LED technologies.

System specifications:

- OSRAM OSOLON[®] Color Champ LED
- Nominal 3000K Correlated Color Temperature (CCT) warm light output
- Linear Lights have a Color Rendering Index (CRI) of 95
Slimline Lights have a Color Rendering Index (CRI) of 93
- Excellent range of color differentiation and rendering of the important red color (think red meat and apples) and skin tones
- A bright lumen light output provides optimized lighting for the under-cabinet environment
- Efficient driver design integrated in each fixture results in:
 - Reliable and smooth dimming
 - ENERGY STAR certification
 - Rated for 40,000 hours of high performance
- LED quality control uses a "fine bin system" based on a three-step MacAdams ellipse to ensure color consistency

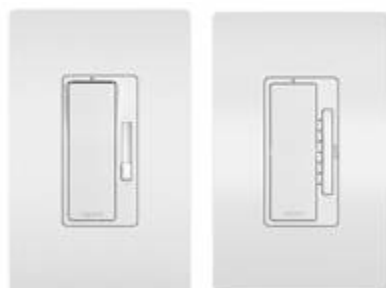


adorne individual LEDs are specifically selected to ensure fixture output CCT uniformity within a range of less than 100. This tight manufacturing assurance process ensures that variations inherent in the LED chip manufacturing process do not compromise reliable light quality.




the
radiant[®]
collection

Dimmers & Switches



TRU-UNIVERSAL DIMMER | RH703PTUW
The simplest solution to every dimming need, this dimmer self-calibrates to work with dimmable lighting types and loads (except 0-10V). White LED enables easy location in the dark.

MULTI-LOCATION MASTER DIMMER | HCL453PMMW
This CFL/LED multi-location dimmer allows dimming from multiple locations.



SINGLE POLE COMBINATION SWITCH | RCD11W
The clean look of radiant hits home in this handsome combination switch. Two single pole switches tuck neatly into a single wall plate, delivering convenience without the clutter.

SINGLE POLE SWITCH WITH LOCATOR LIGHT | TM870WSL
Conveniently locate your switch in the dark with the small, subtle locator light that illuminates when switched off.


Outlets



TAMPER-RESISTANT OUTLET | 885TRW
Discreetly prevents insertion of foreign objects with patented "invisi-shutters."

TAMPER-RESISTANT SELF-TEST GFCI OUTLET | 1597TRW
Self-tests at the industry-leading rate of every 3 seconds to offer superior ground-fault protection.

TAMPER-RESISTANT SELF-TEST GFCI USB TYPE-A/C OUTLET | 1597TRUSBACW
A one-of-a-kind solution featuring superior ground-fault protection and convenient built-in charging in a single outlet.



SINGLE POLE/3-WAY SWITCH/TAMPER-RESISTANT OUTLET COMBINATION | RCD38TRW
Fit two devices neatly into the footprint of one with this combination single pole/3-way switch and tamper-resistant outlet.

WEATHER-RESISTANT OUTLET | 885TRWRW
Perfect for a home's outdoor spaces, this outlet is made to work, rain or shine.

USB Charging Solutions



WIRELESS CHARGER | RWC826USBWCCV2
Instantly provides a revolutionary new way to charge your phone using Qi charging technology and cuts the cord for your devices — finally, they are truly wireless.


TAMPER-RESISTANT ULTRA-FAST PLUS POWER DELIVERY USB TYPE-C/C OUTLET | R26USBPBW
Combines our industry-leading 6 amps of power with advanced Power Delivery for a charge that is up to 2x faster.



ULTRA-FAST TYPE-A/C USB CHARGER | R26USBAC6W
With an industry-leading 6 amps of power, this USB outlet provides a quicker charge for phones, tablets and other devices, meaning no more low battery anxiety.

QUAD USB CHARGER | TM8USB4WCC6
With 4.2 amps of charging capacity, the quad USB gives users the power to charge up to four devices simultaneously without the need for bulky adapters.

Night Lights



FULL LED NIGHT LIGHT | NTLFULLW
Energy-efficient soft-glow LED features five adjustable brightness levels and optional louver for greater control.
Shown with included optional louver.



NIGHT LIGHT WITH TAMPER-RESISTANT OUTLET | NTL885TRW
This seamlessly integrated night light features five adjustable brightness levels, an optional louver for greater light control and a hidden sensor that turns light on in the dark, off in daylight.

COMBINATION TAMPER-RESISTANT SELF-TEST NIGHT LIGHT/GFCI | 1597NTLW
For superior safety, this outlet offers all the protection of tamper-resistance and GFCI functionality, with an included night light for added convenience.



Smart Lighting



Create scenes, set schedules and control lights with the Legrand Smart Lights app.



Manage lights and power, from anywhere, with the Legrand Home + Control app.



radiant[®] WITH Wi-Fi



- SMART SWITCH WITH WI-FI | WWRL10WHCCV2**
Connect to your home Wi-Fi and control lights in one or a few rooms, from anywhere. Plug-in and Outdoor versions also available.
- SMART TRU-UNIVERSAL DIMMER WITH WI-FI | WWRL50WHCCV2**
The simplest solution to every dimming need, this dimmer self-calibrates to work with dimmable bulbs & loads (except 0-10V). Connects to Wi-Fi. Plug-in version also available.
- SMART OUTLET WITH WI-FI | WWRR15WHCCV2**
Connect to your home Wi-Fi and control power in one or a few rooms, from anywhere.

Note: radiant with Wi-Fi products are not compatible with the Netatmo platform.

radiant[®] WITH Netatmo






- SMART SWITCH WITH NETATMO | WNRL10WH**
Get advanced control of your lights from any smart device, from anywhere. Optimized for whole home use. Requires Smart Gateway. Tru-Universal Dimmer and Plug-in versions also available.
- SMART OUTLET WITH NETATMO | WNRR15WH**
Get advanced control of power from any smart device, from anywhere. One outlet is app-controlled, the other is always on. Requires Smart Gateway. 15A and 20A versions available.
- HOME/AWAY WIRELESS SMART SWITCH WITH NETATMO | WNRL33WH**
Add to any wall or surface for one touch control of a full lighting scene. Requires Smart Gateway. Sleep/Wake version also available.

Dimmers

Conveniently conserve energy and create the perfect mood by adjusting dimmer light levels with a single slide.





NAME	PART NUMBER	DESCRIPTION	COLOR/FINISH	RATING	COMPATIBLE LOADS	COMPLIANCE
Incandescent Single-Pole/3-Way Dimmer 	RH1103PTC RH1103PW	Usable in single-pole and 3-way applications. Features interchangeable faceplates.	Tri-Color* White	15A, 120V	1100W	, RoHS
Incandescent Single-Pole/3-Way Dimmer 	RH703PDBCCV4 RH703PNICCV4 RH703PTC RH703PW	Usable in single-pole and 3-way applications. Features interchangeable faceplates.	Dark Bronze Nickel Tri-Color* White	120V	700W	, RoHS
0-10V LED/Fluorescent Dimmer 	RH4FBL3PTC RH4FBL3PW	Features interchangeable faceplates.	Tri-Color* White	10A, 120V		, RoHS
Tru-Universal Single-Pole/3-Way Dimmer 	RH703PTUTC RH703PTUW	The simplest solution to every dimming need, this dimmer self-calibrates to work with dimmable bulbs & loads (except 0-10V). Usable in single-pole and 3-way applications. Features interchangeable faceplates.	Tri-Color* White	120V, 60Hz	Incandescent, Halogen & ELV: 700W MLV: 500VA LED/CFL: 450W EFL: 5.5A	, RoHS
CFL/LED Dimmer (Not intended for electronic low voltage loads) 	RHCL453PDBCCV4 RHCL453PGCCV4 RHCL453PNICCV4 RHCL453PTC RHCL453PW	Features interchangeable faceplates.	Dark Bronze Graphite Nickel Tri-Color* White	120 VAC, 60 Hz	450W CFL/LED; 700W Incandescent	, RoHS
Magnetic Low-Voltage Single-Pole/3-Way Dimmer 	RHLV1103PTC RHLV1103PW	Usable in single-pole and 3-way applications. Features interchangeable faceplates.	Tri-Color* White	120 VAC	1100W	, RoHS

Note: Wall plates sold separately. Tri-color includes: White, Light Almond and Ivory. Bi-Color includes: Nickel & Dark Bronze
Due to manufacturer variations and modifications, we are unable to ensure indefinite dimming compatibility with any bulb or fixture.

NAME	PART NUMBER	DESCRIPTION	COLOR/FINISH	RATING	COMPATIBLE LOADS	COMPLIANCE
Magnetic Low-Voltage Single-Pole/3-Way Dimmer 	RHLV703PTC RHLV703PW	Usable in single-pole and 3-way applications. Features interchangeable faceplates.	Tri-Color* White	120V	700W	, RoHS
2-Wire Fluorescent Dimmer 	RHFB83PTC RHFB83PW	Features interchangeable faceplates.	Tri-Color* White	8A, 120V		, RoHS
Interchangeable Face Cover 	RHKIT RHKITBK RHKITDB RHKITGRY RHKITI RHKITLA RHKITNI RHKITW RHKITGPCCV6	Features interchangeable faceplates.	Brown Black Dark Bronze Gray Ivory Light Almond Nickel White Graphite		Applies to all dimmers on pages 14 & 15	, RoHS




Multi-Location Dimmers

Conveniently conserve energy and create the perfect mood by adjusting dimmer light levels with a single slide.

NAME	PART NUMBER	DESCRIPTION	COLOR/FINISH	RATING	COMPATIBLE LOADS	COMPLIANCE
Multi-Location Master Dimmer 	HCL453PMMTC HCL453PMMW	Features interchangeable faceplates.	Tri-Color* White	120, 60Hz	700W Incandescent	, RoHS
Interchangeable Face Cover for Multi-Location Master Dimmer 	HMKIT HMKITBK HMKITDB HMKITGRY HMKITI HMKITLA HMKITNI HMKITW	Features interchangeable faceplates.	Brown Black Dark Bronze Gray Ivory Light Almond Nickel White			, RoHS
Multi-Location Remote Dimmer 	HMRTC HMRW	Features interchangeable faceplates.	Tri-Color* White	120, 60Hz		, RoHS
Interchangeable Face Cover for Multi-Location Remote Dimmer 	HMRKIT HMRKITBK HMRKITDB HMRKITGRY HMRKITI HMRKITLA HMRKITNI HMRKITW	Features interchangeable faceplates.	Brown Black Dark Bronze Gray Ivory Light Almond Nickel White			, RoHS



Switches

Modern low-profile paddle switches with no screws in sight.

NAME	PART NUMBER	DESCRIPTION	COLOR/FINISH	RATING	COMPLIANCE
15A Single-Pole Switch*	TM870 TM870BK TM870DBCC10 TM870GCC10 TM870GRY TM870I TM870ISL* TM870LA TM870LASL* TM870NICC10 TM870W TM870WSL*	15A Switch. Part numbers with an asterisk indicate a model with included locator light.	Brown Black Dark Bronze Graphite Gray Ivory Ivory Light Almond Light Almond Nickel White White	15A, 120V	 , RoHS
3-Way Switch*	TM873 TM873BK TM873DBCC10 TM873GCC10 TM873GRY TM873I TM873ISL* TM873LA TM873LASL* TM873NICC10 TM873W TM873WSL*	15A Switch. Part numbers with an asterisk indicate a model with included locator light.	Brown Black Dark Bronze Graphite Gray Ivory Ivory Light Almond Light Almond Nickel White White	15A, 120V	 , RoHS
15A 4-Way Switch	TM874 TM874BK TM874DBCC6 TM874GCC6 TM874I TM874ISL* TM874LA TM874LASL* TM874NICC6 TM874W TM874WSL*	15A Switch. Part numbers with an asterisk indicate a model with included locator light.	Brown Black Dark Bronze Graphite Ivory Ivory Light Almond Light Almond Nickel White White	15A, 120V	 , RoHS

* These switches are identical






Fan Controls

NAME	PART NUMBER	DESCRIPTION	COLOR/FINISH	RATING	COMPLIANCE
Fan Speed Control De-Hummer, Single-Pole/3-Way	RHDH163PGCCV4 RHDH163PTC RHDH163PBCCCV4	Usable in single-pole and 3-way applications.	Graphite Tri-Color* Bi-Color*	1.6A, 120V	 , RoHS
Fan Speed Control De-Hummer, Single-Pole/3-Way	RHDH163PW	Usable in single-pole and 3-way applications.	White	1.6A, 120V	 , RoHS

Note: Wall plates sold separately.

Combination Switches





Modern low-profile paddle switches with no screws in sight.

NAME	PART NUMBER	DESCRIPTION	COLOR/FINISH	RATING	COMPLIANCE
Two Single-Pole Switches & Single Pole/3-Way Switch	RCD113 RCD113BK RCD113GRY RCD113I RCD113LA RCD113W	Usable in single-pole and 3-way applications. Features a locator light.	Brown Black Gray Ivory Light Almond White	15A, 120/125V	 , RoHS
Two Single-Pole Switches	RCD11 RCD11BKCC6 RCD11GRY RCD11I RCD11LA RCD11W	Usable in single-pole applications. Features a locator light.	Brown Black Gray Ivory Light Almond White	15A, 120/125V	 , RoHS
Two Single-Pole/3-Way Switches*	RCD33BK RCD33GRY RCD33I RCD33LA RCD33W	Usable in single-pole and 3-way applications. Features a locator light.	Black Gray Ivory Light Almond White	15A, 120/125V	 , RoHS
Single-Pole/3-Way Switch & Tamper-Resistant Single Outlet*	RCD38TRBK RCD38GRY RCD38TRI RCD38TRLA RCD38TRW	Usable in single-pole and 3-way applications. Features a locator light.	Black Gray Ivory Light Almond White	15A, 120/125V	 , RoHS
Locator Light Module	RCDLM		NA		 , RoHS



* These switches are identical

Note: Wall plates sold separately.

Sensors

NAME	PART NUMBER	DESCRIPTION	COLOR/FINISH	RATING	COMPLIANCE
120V Single-Pole/3-Way Occupancy Sensor 	RRW600FPG RRW600UTC RRW600UBCCCV4	Features interchangeable faceplates.	Graphite Tri-Color* Bi-Color*	120V	 , RoHS
120V Single-Pole Vacancy Sensor 	RRW600VTC	Features interchangeable faceplates.	Tri-Color*	120V	 , RoHS

Timers









NAME	PART NUMBER	DESCRIPTION	COLOR/FINISH	RATING	COMPLIANCE
4-Button Digital Timer 	RT2BK RT2DBCCV4 RT2I RT2LA RT2NICCV4 RT2W	Preset time delay options include 10, 20, 30 or 60 min. Includes LED indicator light.	Black Dark Bronze Ivory Light Almond Nickel White	120V	 , RoHS

Note: Wall plates sold separately.











*Tri-color includes: White, Light Almond and Ivory.

*Bi-Color includes: Nickel & Dark Bronze

Outlets










NAME	PART NUMBER	DESCRIPTION	COLOR/FINISH	RATING	NEMA CONFIG. NUMBER	COMPLIANCE
Tamper-Resistant Outlet 	885TR 885TRBK 885TRDBCC12 885TRGCC12 885TRGRY 885TRI 885TRLA 885TRNICC12 885TRW	Tamper-resistant outlet featuring patented in-visi-shutters for discreet protection.	Brown Black Dark Bronze Graphite Gray Ivory Light Almond Nickel White	15A, 120/125V	5-15R	 , RoHS
	TR26352R TR26352RBK TR26352RDBCC6 TR26352RGCC6 TR26352RGRY TR26352RI TR26352RLA TR26352RNICC6 TR26352RW		Brown Black Dark Bronze Graphite Gray Ivory Light Almond Nickel White	20A, 125V	5-20R	 , RoHS
Weather-Resistant Outlet 	885TRWR 885TRWRI 885TRWRLA 885TRWRW	NEC compliant for both tamper- and weather-resistance.	Brown Ivory Light Almond White	15A, 125V	5-15R	 , RoHS
radiant In-Wall Outlet Relocation Kit 	IWPE-WH IWPEUSBAC-WH	Extends power from any hard-to-reach outlet to a more convenient location. Available versions include a Tamper-Resistant Outlet or a Tamper-Resistant USB Type-A/C Outlet.	White	15A	5-15R	 , RoHS

GFCI

NAME	PART NUMBER	DESCRIPTION	COLOR/FINISH	RATING	NEMA CONFIG. NUMBER	COMPLIANCE
 <p>Tamper-Resistant Self-Test GFCI Outlet with Night Light</p>	1597NLTTRBKCC4 1597NLTTRDBCC4 1597NLTTRI 1597NLTTRLA 1597NLTTRNICC4 1597NLTTRW	Provides superior, point-of-use ground-fault protection. Self-tests every three seconds to ensure it is ready to protect. Features built-in night light.	Black Dark Bronze Ivory Light Almond Nickel White	15A, 125V	5-15R	 , RoHS
	2097NLTTRGRY 2097NLTTRI 2097NLTTRLA 2097NLTTRW		Gray Ivory Light Almond White	20A, 125V	5-20R	
 <p>Single-Pole Switch with Tamper-Resistant Self-Test GFCI Outlet</p>	1597SWTTRBKCC4 1597SWTTRICC4 1597SWTTRLACC4 1597SWTTRWCC4	Combination switch and GFCI outlet. Provides superior, point-of-use ground-fault protection. Self-tests every three seconds to ensure it is ready to protect.	Black Ivory Light Almond White	15A, 125V	5-15R	 , RoHS
 <p>Tamper-Resistant Self-Test GFCI Outlet</p>	1597TR 1597TRBK 1597TRDBCC4 1597TRGCC4 1597TRGRY 1597TRI 1597TRLA 1597TRNICC4 1597TRW	Provides superior, point-of-use ground-fault protection. Self-tests every three seconds to ensure it is ready to protect.	Brown Black Dark Bronze Graphite Gray Ivory Light Almond Nickel White	15A, 125V	5-15R	 , RoHS
	2097TR 2097TRBK 2097TRGRY 2097TRI 2097TRLA 2097TRW 2097TRNI 2097TRDB 2097TRG		Brown Black Gray Ivory Light Almond White Nickel Dark Bronze Graphite	20A, 125V	5-20R	
 <p>Tamper-Resistant Self-Test GFCI Outlet with Audible Alarm</p>	1597TRA 1597TRABK 1597TRA1 1597TRALA 1597TRAW	Provides superior, point-of-use ground-fault protection. Self-tests every three seconds to ensure it is ready to protect. Features an audible alarm to alert users to trips or failures, perfect for sub-pumps and deep freezers.	Brown Black Ivory Light Almond White	15A, 125V	5-15R	 , RoHS
 <p>Spec-Grade Weather-Resistant Self-Test GFCI Outlet</p>	1597TRWR 1597TRWRBK 1597TRWRGRY 1597TRWR1 1597TRWRLA 1597TRWRW	Provides superior, point-of-use ground-fault protection for outdoor use. NEC compliant for weather-resistance. Self-tests every three seconds to ensure it is ready to protect.	Brown Black Gray Ivory Light Almond White	15A, 125V	5-15R	 , RoHS











Note: Wall plates sold separately.

Dual-Function AFCI/GFCI & AFCI

NAME	PART NUMBER	DESCRIPTION	COLOR/FINISH	RATING	NEMA CONFIG. NUMBER	COMPLIANCE
 <p>Tamper-Resistant Dual-Function AFCI/GFCI</p>	AFGF152TR AFGF152TRBK AFGF152TRGRY AFGF152TRI AFGF152TRLA AFGF152TRW	Provides protection against arc- and ground-fault occurrences. Includes individual indicator lights for each fault type.	Brown Black Gray Ivory Light Almond White	15A, 125V	5-15R	 , RoHS
	AFGF202TR AFGF202TRBK AFGF202TRGRY AFGF202TRI AFGF202TRLA AFGF202TRW		Brown Black Gray Ivory Light Almond White	20A, 125V	5-20R	
 <p>Tamper-Resistant Outlet Branch Circuit AFCI</p>	AF152TR AF152TRBK AF152TRGRY AF152TRI AF152TRLA AF152TRW	Provides point-of-use arc-fault protection.	Brown Black Gray Ivory Light Almond White	15A, 125V	5-15R	 , RoHS
 <p>Dead Front Dual-Function AFCI/GFCI Outlet</p>	AF202TR AF202TRBK AF202TRGRY AF202TRI AF202TRLA AF202TRW	Provides protection against arc-fault and ground-fault occurrences.	Brown Black Gray Ivory Light Almond White	20A, 125V	5-20R	 , RoHS
	AFGF202DFI AFGF202DFLA AFGF202DFW		Ivory Light Almond White	20A, 125V	 , RoHS	
 <p>Dead Front Outlet Branch Circuit AFCI</p>	AF202DFI AF202DFLA AF202DFW	Point-of-Use Arc Fault Detection	Ivory Light Almond White	20A, 125V	 , RoHS	







Note: Wall plates sold separately.

USB Charging Solutions





NAME	PART NUMBER	DESCRIPTION	COLOR/FINISH	RATING	NEMA CONFIG. NUMBER	COMPLIANCE
Wireless Charger 	RWC826USBWCCV2 RWC826USBICCV2 RWC826USBLACCV2 RWC826USBBKCCV2	Installs in place of a single-gang outlet to provide Qi wireless charging, as well as a tamper-resistant duplex outlet with USB Type-A port.	White Ivory Light Almond Black	15A, 125V	5-15R	 , RoHS
15A Tamper-Resistant USB Type-C/C Outlet 	R26USBCCBK R26USBCDBCCV4 R26USBCCG R26USBCCI R26USBCCLA R26USBCCNICCV6 R26USBCCW	Outlet with two built-in USB Type-C ports, for use with the newer USB Type-C and its conveniently reversible connector. Features discreet tamper-resistance through patented invis-shutters.	Black Dark Bronze Graphite Ivory Light Almond Nickel White	15A, 120V	3.1 Amp	 , RoHS
15A Tamper-Resistant USB Type-A/C Outlet 	R26USBACBK R26USBACDBCCV4 R26USBACG R26USBACI R26USBACLA R26USBACNICCV6 R26USBACW	Outlet features built-in ports for both USB Type-A and USB Type-C to fit any device, no adapter needed. Features discreet tamper-resistance through patented invis-shutters.	Black Dark Bronze Graphite Ivory Light Almond Nickel White	15A, 120V	3.1 Amp	 , RoHS
15A Tamper-Resistant USB Type-A/A Outlet 	TM826USBBK TM826USBDBCCV4 TM826USBGCCV4 TM826USBI TM826USBLA TM826USBNICCV6 TM826USBW	Outlet with two built-in USB Type-A ports. Features discreet tamper-resistance through patented invis-shutters.	Black Dark Bronze Graphite Ivory Light Almond Nickel White	15A, 120V	3.1 Amp	 , RoHS
Quad USB Charger 	TM8USB4BKCC6 TM8USB4ICC6 TM8USB4LACC6 TM8USB4NICCV6 TM8USB4WCC6	Charge more devices simultaneously with four USB Type-A ports in a single device. Features 4.2A of total charging capacity.	Black Ivory Light Almond Nickel White	15A, 125V		 , RoHS

Note: Wall plates sold separately.

Ultra-Fast USB Outlets









NAME	PART NUMBER	DESCRIPTION	COLOR/FINISH	RATING	NEMA CONFIG. NUMBER	COMPLIANCE
 15A Tamper-Resistant Ultra-Fast USB Type-A/C Outlet	R26USBAC6BK R26USBAC6DBCCV4 R26USBAC6G R26USBAC6I R26USBAC6LA R26USBAC6NICCV4 R26USBAC6W	USB Outlet with industry-leading amperage to charge devices up to 40% faster. Includes ports for USB Type-A and Type-C to fit any device, no adapter needed.	Black Dark Bronze Graphite Ivory Light Almond Nickel White	6A	5-15R	 , RoHS
 15A Tamper-Resistant Ultra-Fast USB Type-C/C Outlet	R26USBC6BK R26USBC6DBCCV4 R26USBC6G R26USBC6I R26USBC6LA R26USBC6NICCV4 R26USBC6W	USB Outlet with industry-leading amperage to charge devices up to 40% faster. Features two built-in USB Type-C ports for future-proof charging of the latest and upcoming devices.	Black Dark Bronze Graphite Ivory Light Almond Nickel White	6A	5-15R	 , RoHS
 Outdoor Ultra-Fast USB Type-A/C Outlet	WRR26USBAC6BK WRR26USBAC6I WRR26USBAC6LA WRR26USBAC6W	Bring USB charging outdoors to decks, patios and porches. The outlet is UL listed to UL498 for weather resistance and must be installed in a weatherproof enclosure per NEC requirements.	Black Ivory Light Almond White	6A, 125V	5-15R	 , RoHS

Ultra-Fast PLUS Power Delivery

NAME	PART NUMBER	DESCRIPTION	COLOR/FINISH	RATING	NEMA CONFIG. NUMBER	COMPLIANCE
 Tamper-Resistant Ultra-Fast PLUS Power Delivery USB Type-C/C Outlet	R26USBPDBK R26USBPDI R26USBPDDCC6 R26USBPDDGCV6 R26USBPDGRI R26USBPDI R26USBPDLA R26USBPDNICCV6 R26USBPDIW	Charges devices up to 2X faster by combining our ultra-fast amperage with advanced Power Delivery. Includes two future-proof USB Type-C ports.	Black Brown Dark Bronze Graphite Gray Ivory Light Almond Nickel White	6A, 15A, 125V, 	5-15R	 , RoHS
	TR20USBPDBK TR20USBPDI TR20USBPDDDB TR20USBPDDG TR20USBPDGRI TR20USBPDI TR20USBPDLA TR20USBPDI TR20USBPDIW		Black Brown Dark Bronze Graphite Gray Ivory Light Almond Nickel White	6A, 20A, 125V, 	5-15R	





Note: Wall plates sold separately.

GFCI USB

NAME	PART NUMBER	DESCRIPTION	COLOR/FINISH	RATING	NEMA CONFIG. NUMBER	COMPLIANCE
 <p>Tamper-Resistant Self-Test GFCI USB Type-A/A Outlet</p>	1597TRUSBAABK 1597TRUSBAA 1597TRUSBAADB 1597TRUSBAAG 1597TRUSBAAGRY 1597TRUSBAAI 1597TRUSBAALA 1597TRUSBAANI 1597TRUSBAAW	The first-ever GFCI Outlet with built-in USB charging, offering superior ground-fault protection and modern convenience in a single solution. Includes two USB Type-A ports.	Black Brown Dark Bronze Graphite Gray Ivory Light Almond Nickel White	15A, 125V	5-15R	
	2097TRUSBAABK 2097TRUSBAA 2097TRUSBAADB 2097TRUSBAAG 2097TRUSBAAGRY 2097TRUSBAAI 2097TRUSBAALA 2097TRUSBAANI 2097TRUSBAAW			Black Brown Dark Bronze Graphite Gray Ivory Light Almond Nickel White	20A, 125V	5-20R
 <p>Tamper-Resistant Self-Test GFCI USB Type-A/C Outlet</p>	1597TRUSBACBK 1597TRUSBAC 1597TRUSBACDB 1597TRUSBACG 1597TRUSBACGRY 1597TRUSBACI 1597TRUSBACLA 1597TRUSBACNI 1597TRUSBACW	The first-ever GFCI Outlet with built-in USB charging, offering superior ground-fault protection and modern convenience in a single solution. Includes USB Type-A and USB Type-C ports to charge any and all your devices, no adapter necessary.	Black Brown Dark Bronze Graphite Gray Ivory Light Almond Nickel White	15A, 125V	5-15R	
	2097TRUSBACBK 2097TRUSBAC 2097TRUSBACDB 2097TRUSBACG 2097TRUSBACGRY 2097TRUSBACI 2097TRUSBACLA 2097TRUSBACNI 2097TRUSBACW			Black Brown Dark Bronze Graphite Gray Ivory Light Almond Nickel White	20A, 125V	5-20R
 <p>Outdoor Self-Test GFCI USB Type-A/C Outlet</p>	1597TRWRUSBACBK 1597TRWRUSBACGRY 1597TRWRUSBACI 1597TRWRUSBACLA 1597TRWRUSBACW	Engineered for outdoor use, this version of our first-of-its-kind GFCI USB Outlet also features weather-resistance to bring superior ground-fault protection and modern convenience to patios, pool areas and more -- all in a single solution. Includes USB Type-A and USB Type-C ports to charge any and all your devices, no adapter necessary.	Black Gray Ivory Light Almond White	15A, 125V	5-15R	
	2097TRWRUSBACBK 2097TRWRUSBACGRY 2097TRWRUSBACI 2097TRWRUSBACLA 2097TRWRUSBACW			Black Gray Ivory Light Almond White	20A, 125V	5-20R
 <p>Tamper-Resistant Self-Test GFCI USB Type-C/C Outlet</p>	1597TRUSBCCBK 1597TRUSBCC 1597TRUSBCCDB 1597TRUSBCCG 1597TRUSBCCGRY 1597TRUSBCCI 1597TRUSBCCLA 1597TRUSBCCNI 1597TRUSBCCW	The first-ever GFCI Outlet with built-in USB charging, offering superior ground-fault protection and modern convenience in a single solution. Includes two future-proof USB Type-C ports to accommodate the latest and upcoming devices.	Black Brown Dark Bronze Graphite Gray Ivory Light Almond Nickel White	15A, 125V	5-15R	
	2097TRUSBCCBK 2097TRUSBCC 2097TRUSBCCDB 2097TRUSBCCG 2097TRUSBCCGRY 2097TRUSBCCI 2097TRUSBCCLA 2097TRUSBCCNI 2097TRUSBCCW			Black Brown Dark Bronze Graphite Gray Ivory Light Almond Nickel White	20A, 125V	5-20R

NAME	PART NUMBER	DESCRIPTION	COLOR/FINISH	RATING	NEMA CONFIG. NUMBER	COMPLIANCE
 <p>Outdoor Self-Test GFCI USB Type-C/C Outlet</p>	1597TRWRUSBCCBK 1597TRWRUSBCCGRY 1597TRWRUSBCCI 1597TRWRUSBCCLA 1597TRWRUSBCCW	Engineered for outdoor use, this version of our first-of-its-kind GFCI USB Outlet also features weather-resistance to bring superior ground-fault protection and modern convenience to patios, pool areas and more -- all in a single solution. Includes two future-proof USB Type-C ports to accommodate the latest and upcoming devices.	Black Gray Ivory Light Almond White	15A, 125V	5-15R	
	2097TRWRUSBCCBK 2097TRWRUSBCCGRY 2097TRWRUSBCCI 2097TRWRUSBCCLA 2097TRWRUSBCCW			Black Gray Ivory Light Almond White	20A, 125V	5-20R













Night lights















NAME	PART NUMBER	DESCRIPTION	COLOR/FINISH	RATING	NEMA CONFIG. NUMBER	COMPLIANCE
 <p>Night Light with Two 15A Tamper-Resistant Outlets</p>	NTL885TRBKCC6 NTL885TRICC6 NTL885TRLACC6 NTL885TRNICC6 NTL885TRW	Five Adjustable Light Settings	Black Ivory Light Almond Nickel White	15A, 120/125V	5-15R	
	NTL873BKCC6 NTL873ICC6 NTL873LACC6 NTL873NICC6 NTL873WCC6		Five Adjustable Light Settings	Black Ivory Light Almond Nickel White	15A, 120/125V	
 <p>Full Night Light with Adjustable Light Levels</p>	NTLFULLTC NTLFULLW	Five Adjustable Light Settings An optional louver is included for added light-level control	Tri-Color* White	120/125V		
	NTLHORZTCCC6 NTLHORZWCC6		Five Adjustable Light Settings	Tri-Color* White	120/125V	

Note: Wall plates sold separately.

radiant with Netatmo

Control lights and power, from anywhere, with the ultra-reliable smart lighting solution optimized for whole-home use. Compatible with Amazon Alexa, Google Home and Apple HomeKit.













NAME	PART NUMBER	DESCRIPTION	COLOR/FINISH	RATING	COMPATIBLE LOADS	COMPLIANCE
Smart Gateway with Netatmo 	WNRH1WH WNRH1LA WNRH1NI	Creates a robust and dedicated network as the foundation of an adorne with Netatmo smart lighting solution.	White Light Almond Nickel			 , RoHS
Smart Surface-Mount Gateway with Netatmo 	WNRH2WH WNRH2LA WNRH2NI	Creates a robust and dedicated network as the foundation of an adorne with Netatmo smart lighting solution. Installs beside an outlet or switch.	White Light Almond Nickel			 , RoHS
Smart Switch with Netatmo 	WNRL10WH WNRL10LA WNRL10NI	Control lights from anywhere. Gateway required.	White Light Almond Nickel	15A, 120V		 , RoHS
Smart Tru-Universal Dimmer with Netatmo 	WNRL50WH WNRL50LA WNRL50NI	Control lights from anywhere. Works with virtually any 120V dimmable bulb. Gateway required.	White Light Almond Nickel	15A, 120V	Incandescent, Halogen & ELV: 700W, MLV: 500VA, LED/CFL: 450W (not compatible with 0-10V LED drivers), EFL: 5.5A	 , RoHS
Wireless Smart Switch with Netatmo 	WNRL23WH WNRL23LA WNRL23NI	Can be added to any wall or surface for easy 3-way control, no wiring required. Must be paired with a Smart Switch with Netatmo. Battery-operated.	White Light Almond Nickel			 , RoHS
Wireless Smart Dimmer with Netatmo 	WNRL63WH WNRL63LA WNRL63NI	Can be added to any wall or surface for easy 3-way dimming control, no wiring required. Must be paired with a Smart Tru-Universal Dimmer with Netatmo. Battery-operated.	White Light Almond Nickel			 , RoHS

NAME	PART NUMBER	DESCRIPTION	COLOR/FINISH	RATING	NEMA/COMPATIBLE LOADS	COMPLIANCE
Home/Away Wireless Smart Switch with Netatmo 	WNRL33WH WNRL33LA WNRL33NI	Controls a scene of multiple lights, turning the lights on (or off), simultaneously, with just a single touch. Add to any wall or surface, no wiring required. Battery-operated.	White Light Almond Nickel			 , RoHS
Sleep/Wake Wireless Smart Switch with Netatmo 	WNRL43WH WNRL43LA WNRL43NI	Controls a scene of multiple lights, turning the lights on (or off), simultaneously, with just a single touch. Add to any wall or surface, no wiring required. Battery-operated.	White Light Almond Nickel			 , RoHS
Smart Outlet with Netatmo 	WNRR15WH WNRR15LA WNRR15NI WNRR20WH WNRR20LA WNRR20NI	Control power from anywhere. One outlet is app-controlled, the other is always on. Gateway required.	White Light Almond Nickel White Light Almond Nickel	15A, 125V, TR 20A, 125V, TR	5-15R 5-20R	 , RoHS
Smart Plug-In Switch with Netatmo 	WNP10	Plug-in to an existing outlet for smart control of lamps and small appliances, no installation required.	White			 , RoHS
Smart Plug-In Tru-Universal Dimmer with Netatmo 	WNP20	Plug-in to an existing outlet for smart control of virtually any 120V dimmable lamp, no installation required.	White		Incandescent, Halogen & ELV: 700W, MLV: 500VA, LED/CFL: 450W (not compatible with 0-10V LED drivers), EFL: 5.5A	 , RoHS
Smart Switch Starter Kit with Netatmo 	WNRH10KITWH WNRH10KITLA WNRH10KITNI	Kit includes (1) Smart Switch with Netatmo, (1) Smart Gateway with Netatmo, (1) Home/Away Wireless Smart Switch with Netatmo	White Light Almond Nickel	15A, 120V		 , RoHS
Smart Outlet Starter Kit with Netatmo 	WNRH15KITWH WNRH15KITLA WNRH15KITNI	Kit includes (1) 15A Smart Outlet with Netatmo, (1) Smart Gateway with Netatmo, (1) Home/Away Wireless Smart Switch with Netatmo	White Light Almond Nickel	15A, 125V, TR		 , RoHS

Note: Wall plates sold with all radiant with Netatmo products.

radiant with Wi-Fi







Control lights and power from anywhere. Connect directly to Wi-Fi for fast, easy setup in one or a few rooms. compatible with Amazon Alexa and Google Home.

NAME	PART NUMBER	DESCRIPTION	COLOR/FINISH	RATING	NEMA/COMPATIBLE LOADS	COMPLIANCE
Smart Tru-Universal Dimmer, Wi-Fi 	WWRL50WHCCV2 WWRL50LACCV2 WWRL50NICCV2	Controls lights from anywhere with the Smart Lights app. Create groups and scenes, or easily set automated schedules. Works with virtually any 120V dimmable bulb or fixture for precise, flicker-free light level control. Uses existing secure home Wi-Fi (WPA2). Also connects to Amazon Alexa or Google Home.	White Light Almond Nickel	120V	Incandescent, Halogen & ELV: 700W, MLV: 500VA, LED/CFL: 450W (not compatible with 0-10V LED drivers), EFL: 5.5A	 , RoHS
Smart Switch, Wi-Fi 	WWRL10WHCCV2 WWRL10LACCV2 WWRL10NICCV2	Controls lights from anywhere with the Smart Lights app. Create groups and scenes, or easily set automated schedules. Easily replaces an existing switch. Uses existing secure home Wi-Fi (WPA2) and connects to Amazon Alexa or Google Home for added voice control.	White Light Almond Nickel	15A, 120V		 , RoHS
Smart Outlet, Wi-Fi 	WWRR15WHCCV2 WWRR15LACCV2 WWRR15NICCV2	Control lamps, appliances and more, from anywhere. Installs easily in place of an existing outlet, neutral wire required. One outlet is Wi-Fi controlled, the other is always on.	White Light Almond Nickel	15A, 125V, TR	5-15R	 , RoHS
Smart Plug-In Dimmer, Wi-Fi 	WWP20CCV2	Plugs in to enable smart control of table and floor lamps. Works with virtually any 120V dimmable bulb or fixture for precise, flicker-free light level control. Uses existing secure home Wi-Fi (WPA2). Also connects to Amazon Alexa or Google Home.	White	120V	5-15R Incandescent, Halogen & ELV: 700W, MLV: 500VA, LED/CFL: 450W (not compatible with 0-10V LED drivers), EFL: 5.5A	 , RoHS
Smart Plug-In Switch, Wi-Fi 	WWP10CCV2	Plugs in to enable smart control of lamps and small appliances. Uses existing secure home Wi-Fi (WPA2). Also connects to Amazon Alexa or Google Home.	White	120V	5-15R	 , RoHS
Smart Outdoor Switch with GFCI, Wi-Fi 	WWP30CCV2	Plugs in to enable smart control of outdoor lights, fountains, decorations and more, while also offering ground-fault protection for additional safety. Controls up to three separate lights or devices.	Black	120V	5-15R	 , RoHS




Note: Wall plates sold with all radiant with Wi-Fi products.

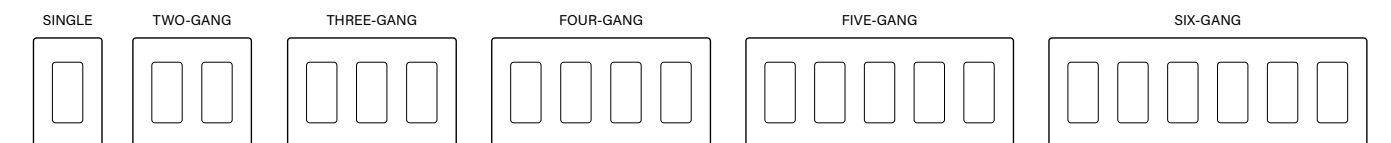
Screwless Wall Plates

How to build a better wall plate? Try clean lines and a low profile with no screws in sight.

NAME	GANGS	PART NUMBER	NAME	GANGS	PART NUMBER
Black 	1-Gang 2-Gang 3-Gang 4-Gang 5-Gang 6-Gang	RWP26BK RWP262BK RWP263BK RWP264BK RWP265BK RWP266BK	Ivory 	1-Gang 2-Gang 3-Gang 4-Gang 5-Gang 6-Gang	RWP26I RWP262I RWP263I RWP264I RWP265I RWP266I
Brown 	1-Gang 2-Gang 3-Gang 4-Gang 5-Gang 6-Gang	RWP26 RWP262 RWP263 RWP264 RWP265 RWP266	Light Almond 	1-Gang 2-Gang 3-Gang 4-Gang 5-Gang 6-Gang	RWP26LA RWP262LA RWP263LA RWP264LA RWP265LA RWP266LA
Gray 	1-Gang 2-Gang 3-Gang 4-Gang 5-Gang 6-Gang	RWP26GRY RWP262GRY RWP263GRY RWP264GRY RWP265GRY RWP266GRY	White 	1-Gang 2-Gang 3-Gang 4-Gang 5-Gang 6-Gang	RWP26W RWP262W RWP263W RWP264W RWP265W RWP266W

Metallic Screwless Wall Plates

NAME	GANGS	PART NUMBER	NAME	GANGS	PART NUMBER
Dark Bronze 	1-Gang 2-Gang 3-Gang 4-Gang 5-Gang 6-Gang	RWP26DBCC6 RWP262DBCC6 RWP263DBCC6 RWP264DB RWP265DB RWP266DB	Nickel 	1-Gang 2-Gang 3-Gang 4-Gang 5-Gang 6-Gang	RWP26NICC6 RWP262NICC6 RWP263NICC6 RWP264NI RWP265NI RWP266NI
Graphite 	1-Gang 2-Gang 3-Gang 4-Gang 5-Gang 6-Gang	RWP26GCC6 RWP262GCC6 RWP263GCC6 RWP264CC6 RWP265G RWP266G			



adore Dimensions

NAME	PART NUMBER	DIMENSIONS (H x W x D)	NAME	PART NUMBER	DIMENSIONS (H x W x D)
Paddle Switch	ASPD1531W4	1.77" x 1.77" x 1.5"	Push Switch	ASPU1532W4	1.77" X 1.77" x 1.82"
	ASPD1532M4	1.77" x 1.77" x 1.59"		ASPU1532M4	2.66" x 1.77" x 1.85"
	ASPD1532G4			1.77" x 1.77" x 1.72"	
	ASPD2032W4	ASOS32W4			2.66" x 1.77" x 1.85"
ASPD2032M4	ASOS32M4	2.66" x 1.77" x 1.85"			
ASPD2032G4	ASOS32G4		2.66" x 1.77" x 1.85"		
ASPD2042W4	1.77" x 1.77" x 1.72"	2.66" x 1.77" x 1.85"			
ASPD2042M4			ASVS12W4	2.66" x 1.77" x 1.85"	
ASPD2042G4	ASVS12M4	2.66" x 1.77" x 1.85"			
Paddle Dimmer	ADPD703HW4		4.20" x 1.77" x 1.62"	SensaSwitch, Manual-ON/Auto-OFF	ASVS12G4
	ADPD703HM4	4.20" x 2.51" x 1.62"	ASTM2W2		2.66" x 1.77" x 1.85"
	ADPD703HG4		ASTM2M2		
	ADPD1103HW4	ASTM2G2	2.66" x 1.77" x 1.85"		
ADPD1103HM2	4.20" x 1.77" x 1.62"	2.66" x 1.77" x 1.85"			
ADPD453LW2			ADSM703HW2	4.20" x 1.77" x 1.85"	
ADPD453LM2	ADSM703HM2	4.20" x 1.77" x 1.85"			
ADPD453LG2	ADSM703HG2		4.20" x 1.77" x 1.85"		
Paddle Switch, Half-Size	ASPD1531W4	1.77" x 0.89" x 1.5"		Wave Switch	ASWV1532W2
	ASPD1531M4	2.66" x 1.77" x 1.85"	ASWV1532M2		2.66" x 1.77" x 1.71"
	ASPD1531G4		ASWV1532G2		
Paddle Fan Speed Control	AAFN4S16AW4	2.66" x 1.77" x 1.85"	Touch Switch	ASTH1532W2	2.66" x 1.77" x 1.63"
	AAFN4S16AM4	1.77" X 1.77" x 1.63"		ASTH1532M2	2.66" x 1.77" x 1.63"
	AAFN4S16AG4			ASTH1532G2	
Whisper Switch	ASWR1532W4	1.77" X 1.77" x 1.63"	Touch Wi-Fi Ready Switch	ASTH155RMW1	2.66" x 1.77" x 1.63"
	ASWR1532M4	1.77" X 1.77" x 1.63"		ASTH155RMM1	2.66" x 1.77" x 1.63"
	ASWR1532G4			ASTH155RMG1	
	Whisper Wi-Fi Ready Switch	ASWRRRW1		1.77" X 1.77" x 1.63"	Touch Wi-Fi Ready Dimmer
ASWRRRM1		1.77" X 1.77" x 1.63"	ASTHRRM1	4.20" x 1.77" x 1.79"	
ASWRRRG1			ADTH700MMUW2		
ASWR155RMW1		ADTH700MMUM2	4.20" x 1.77" x 1.79"		
ASWR155RMM1	ADTHMRUW2	4.20" x 1.77" x 1.79"			
ASWR155RMG1	ADTHMRUM2		4.20" x 1.77" x 1.79"		
Whisper Dimmer	ADWR703HW4	4.20" x 1.77" x 1.77"		Blank, Half-Size	AABK1W4
	ADWR703HM4	4.20" x 2.51" x 1.77"	AABK1M4		1.77" X 0.89" x 0.96"
	ADWR1103HW4		AABK1G4		
	ADWR1103HM4	ADWR600RMHW1	4.20" x 1.77" x 1.79"		
Whisper Wi-Fi Ready Dimmer	ADWR600RHMW1	4.20" x 1.77" x 1.79"		Tamper-Resistant Outlet	ARTR152W4
	ADWR600RHM1	4.20" x 1.77" x 1.79"	ARTR152M4		2.12" x 1.77" x 1.73"
	ADWR700RMTUW1		ARTR152G4		
	ADWR700RMTUM1	ADWR700RMTUW1	4.20" x 1.77" x 1.79"		
ADWR700RMTUG1	ADWR700RMTUM1	4.20" x 1.77" x 1.79"			
ADWRRRW1	ADTHRRW1		4.20" x 1.77" x 1.79"		
ADWRRRM1	ADTHRRM1	4.20" x 1.77" x 1.79"			
ADWRRRG1	ADTHRRM1		4.20" x 1.77" x 1.79"		
sofTap Switch	ASTP1532W4	2.66" x 1.77" x 1.63"		Tamper Resistant Outlet, Plus-Size	ARTR153W4
	ASTP1532M4	2.66" x 1.77" x 1.63"	ARTR153M4		3" x 1.77" x 1.48"
	ASTP1532G4		AGFTR152W4		
	sofTap Dimmer	ADTP703HW2	4.20" x 1.77" x 1.79"		Tamper-Resistant GFCI
ADTP703HM2		4.20" x 2.51" x 1.79"	AGFTR202W4	2.66" x 1.77" x 1.82"	
ADTP1103HW4			AGFTR202M4		
ADTP1103HM4		AGFTR202G4	2.66" x 1.77" x 1.82"		
ADTP703UW2	4.20" x 1.77" x 1.79"	2.66" x 1.77" x 1.82"			
ADTP703UM2	4.20" x 1.77" x 1.79"		2.66" x 1.77" x 1.82"		
sofTap Wi-Fi Ready Switch	ASTPRF2W2	2.66" x 1.77" x 1.63"		Tamper-Resistant GFCI, Plus-Size	AGFTR153W4
	ASTPRF2M2	2.66" x 1.77" x 1.63"	AGFTR153M4		3.00" x 1.76" x 1.82"
	ASTPRFR2W2		AGFTR153G4		
	ASTPRFR2M2	ARPS152W4	2.66" x 1.77" x 1.73"		
sofTap Wi-Fi Ready Switch	ASTP155RMW1	2.66" x 1.77" x 1.63"		Energy-Saving ON/OFF Outlet	ARPS152M4
	ASTP155RMM1	2.66" x 1.77" x 1.63"	ARPS152G4		2.66" x 1.77" x 1.73"
	ASTPRRW1		ARPS15RF2W4		
	ASTPRRM1	ARPS15RF2M4	2.66" x 1.76" x 1.82"		
sofTap Wi-Fi Ready Dimmer	ADTP700MMUW2	4.20" x 1.77" x 1.79"		Wi-Fi Ready Outlet	ARPS15RF2G4
	ADTP700MMUM2	4.20" x 1.77" x 1.79"	ARPS15RF2M4		2.66" x 1.76" x 1.82"
	ADTP700MMHW2		ARPS15RF2G4		
	ADTP700MMHM2	4.20" x 1.77" x 1.79"	4.20" x 1.77" x 1.79"		
ADTPMRUW2	4.20" x 1.77" x 1.79"	4.20" x 1.77" x 1.79"			
ADTPMRUM2	4.20" x 1.77" x 1.79"		4.20" x 1.77" x 1.79"		
sofTap Wi-Fi Ready Dimmer	ADTP700RMHW1	4.20" x 1.77" x 1.79"		USB Outlet, Half-Size	ARUSBW4
	ADTP700RHM1	4.20" x 1.77" x 1.79"	4.20" x 1.77" x 1.79"		
	ADTP700RMUW1				4.20" x 1.77" x 1.79"
	ADTP700RMUM1	4.20" x 1.77" x 1.79"			
ADTPRRW1	4.20" x 1.77" x 1.79"				
ADTPRRM1		4.20" x 1.77" x 1.79"			
ASTP1532G4	4.20" x 1.77" x 1.79"				

NUMERICAL

8851	69	AANLM14	24
885TR	69	AANLM24	11, 24
885TRBK	69	AARNL2	11, 24
885TRDBCC12	69	AC1PFM1	28
885TRGCC12	69	AC1PFW1	28
885TRGRY	69	AC2PFM1	28
885TRI	69	AC2PFW1	28
885TRLA	69	AC4PFM1	28
885TRNICC12	69	AC4PFW1	28
885TRW	56, 69	AC5ERJ45CM1	29
885TRWRI	69	AC5ERJ45CW1	29
885TRWRLA	69	AC5ERJ45M1	29
885TRWRW	57, 69	AC5ERJ45W1	29
1597	70	AC6RJ45M1	29
1597BK	70	AC6RJ45W1	29
1597GRY	24	ACABPM1	29
1597I	70	ACABPW1	29
1597LA	70	ACBLKM4	29
1597NLTRABCC4	70	ACBLKW4	29
1597NLTRBKCC4	70	ACBRSTPM1	28
1597NLTRBCCG	70	ACBRSTPW1	28
1597NLTRBCCDB	70	ACHDMIM1	29
1597NLTRBCCG	70	ACHDMIW1	29
1597NLTRBCCGRY	70	ACNRFCM1	29
1597NLTRBCCI	70	ACNRFCW1	29
1597NLTRBCCLA	70	ACNRFCAFM1	29
1597NLTRBCCNI	70	ACNRFCAFW1	29
1597NLTRBCCW	56, 74	ACRGRCAFM1	29
1597TRUSBAC	74	ACRGRCAFW1	29
1597TRUSBACBK	74	ACRJ25M1	29
1597TRUSBACDB	74	ACRJ25W1	29
1597TRUSBACG	74	ACSSIM1	29
1597TRUSBACGRY	74	ACSSIW1	29
1597TRUSBACI	74	ACYRCAFM1	29
1597TRUSBACLA	74	ACYRCAFW1	29
1597TRUSBACNI	74	AD1-RU-M	23
1597TRUSBACW	56, 74	AD1-RU-W	23
1597TRUSBCC	74	AD2-2UR-M	23
1597TRUSBCCBK	74	AD2-2UR-W	23
1597TRUSBCCDB	74	AD2-Z-M	23
1597TRUSBCCG	74	AD2-Z-W	23
1597TRUSBCCGRY	74	AD3-R2UR-M	23
1597TRUSBCCI	74	AD3-R2UR-W	23
1597TRUSBCCLA	74	AD3-ZR-W	23
1597TRUSBCCNI	74	ADPD4FBL3P2G4	16
1597TRUSBCCW	74	ADPD4FBL3P2G4 (0-10V)	16
1597TRWRUSBACBK	74	ADPD4FBL3P2M4	16
1597TRWRUSBACGRY	74	ADPD4FBL3P2M4 (0-10V)	16
1597TRWRUSBACI	74	ADPD4FBL3P2W4	16
1597TRWRUSBACLA	74	ADPD4FBL3P2W4 (0-10V)	16
1597TRWRUSBACW	74	ADPD453LG2	16
2097NLTRGRY	70	ADPD453LM2	16, 47, 49
2097NLTRI	70	ADPD453LW2	16
2097NLTRLA	70	ADPD703HG4	16
2097NLTRW	70	ADPD703HM4	16
2097TR	70	ADPD703HW4	16
2097TRBK	24	ADPD1103HM2	16
2097TRDB	70	ADPD1103HM4	16
2097TRG	70	ADPD1103HW4	16
2097TRGCC4	70	AALSL6	25
2097TRGRY	70	AALSL277	25
2097TRGRI	70		
2097TRLA	70		
2097TRNI	70		
2097TRNICC4	70		
2097TRW	56, 70		
2097TRWR	70		
2097TRWRBK	70		
2097TRWRGRY	70		
2097TRWRI	70		
2097TRWRLA	70		
2097TRWRW	70		
1597TRUSBAAG	74		
1597TRUSBAAGRY	74		
1597TRUSBAAI	74		
1597TRUSBAALA	74		
1597TRUSBAANI	74		
1597TRUSBAAW	74		
1597TRUSBAC	74		
1597TRUSBACBK	74		
1597TRUSBACDB	74		
1597TRUSBACG	74		
1597TRUSBACGRY	74		
1597TRUSBACI	74		
1597TRUSBACLA	74		
1597TRUSBACNI	74		
1597TRUSBACW	56, 74		
1597TRUSBCC	74		
1597TRUSBCCBK	74		
1597TRUSBCCDB	74		
1597TRUSBCCG	74		
1597TRUSBCCGRY	74		
1597TRUSBCCI	74		
1597TRUSBCCLA	74		
1597TRUSBCCNI	74		
1597TRUSBCCW	74		
1597TRWRUSBACBK	74		
1597TRWRUSBACGRY	74		
1597TRWRUSBACI	74		
1597TRWRUSBACLA	74		
1597TRWRUSBACW	74		
1597TR	70		
1597TRA	70		
1597TRABK	70		
1597TRAI	70		
1597TRALA	70		
1597TRAW	70		
1597TRBK	70		
1597TRDBCC4	70		
1597TRGCC4	70		
1597TRGRY	70		
1597TRI	70		
1597TRLA	70		
1597TRNICC4	70		
1597TRW	56, 70		
1597TRWR	70		
1597TRWRBK	70		
1597TRWRGRY	70		
1597TRWRI	70		
1597TRWRLA	70		
1597TRWRW	70		
1597W	70		
1597TRUSBAA	74		
1597TRUSBAABK	74		

A

ADSM703HG2.....	19	AFGF202TRBK.....	71	ARCD152W10.....	20	ASOS32W4.....	19	AWC1G3SBL4.....	37	AWM1G3SL4.....	35
ADSM703HM2.....	19	AFGF202TRGRY.....	71	ARCD202M10.....	20	ASPD1531G4.....	16	AWC1G3SN4.....	37	AWM1G3SP4.....	35
ADSM703HW2.....	19	AFGF202TRI.....	71	ARCD202W10.....	20	ASPD1531G277.....	16	AWC2GBBN4.....	37	AWM1G3TL4.....	35
ADTH4FBL3PG4.....	18	AFGF202TRLA.....	71	ARCH152G10.....	20	ASPD1531M4.....	16	AWC2GBLN4.....	37	AWM1G3W4.....	35
ADTH4FBL3PG4 (0-10V).....	18	AFGF202TRW.....	71	ARCH152M10.....	20	ASPD1531M277.....	16	AWC2GBS4.....	37	AWM2GBLS4.....	35
ADTH4FBL3PM4.....	18	AGFTR2152G4.....	20	ARCH152W10.....	20	ASPD1531W4.....	16	AWC2GBSB4.....	37	AWM2GCU4.....	35
ADTH4FBL3PW4.....	18	AGFTR2152M4.....	20	ARPS152G4.....	20	ASPD1531W277.....	16	AWC2GCOF4.....	37	AWM2GHFBR1.....	37
ADTH703TUG4.....	18	AGFTR2152W4.....	10, 20	ARPS152M4.....	20	ASPD1532G4.....	16	AWC2GMAC4.....	37	AWM2GHFFE1.....	37
ADTH703TUM4.....	18	AGFTR2153G4.....	20	ARPS152W4.....	10, 20	ASPD1532G277.....	16	AWC2GOB4.....	37	AWM2GM4.....	35
ADTH703TUUW4.....	18	AGFTR2153M4.....	20	ARPTR151GG2.....	22	ASPD1532M4.....	16	AWC2GSBL4.....	37	AWM2GMA4.....	35
ADTP4FBL3PG4.....	18	AGFTR2153W4.....	20	ARPTR151GM2.....	22	ASPD1532M277.....	16	AWC2GSN4.....	37	AWM2GMB4.....	35
ADTP4FBL3PM4.....	18	AGFTR2202G4.....	20	ARPTR151GW2.....	11, 22	ASPD1532W4.....	8, 16	AWC3GBBN4.....	37	AWM2GMR4.....	35
ADTP4FBL3PW4.....	18	AGFTR2202M4.....	20	ARPTR152GG2.....	22	ASPD1532W277.....	16	AWC3GBLN4.....	37	AWM2GMS4.....	35
ADTP703HM2.....	18	AGFTR2202W4.....	20	ARPTR152GM2.....	22	ASPD1542G277.....	16	AWC3GBS4.....	37	AWM2GMW4.....	35
ADTP703HW2.....	8, 18	ALEXTLEDTM4.....	50	ARPTR152GW2.....	22	ASPD1542M277.....	16	AWC3GBSB4.....	37	AWM2GMWW4.....	35
ADTP703TUG4.....	18	ALLNLEDTM4.....	50	ARPTR201GG2.....	22	ASPD1542W277.....	16	AWC3GCOF4.....	37	AWM2GRG4.....	35
ADTP703TUM4.....	18	ALSJC8M4.....	50	ARPTR201GM2.....	22	ASPD2032G4.....	16	AWC3GMAC4.....	37	AWM2GSL4.....	35
ADTP703TUW4.....	9, 18	ALSJC8TM4.....	50	ARPTR201GW2.....	22	ASPD2032M4.....	16	AWC3GOB4.....	37	AWM2GSP4.....	35
ADTP1103HM4.....	18	ALSLDR30TM1.....	50	ARTR152G4.....	20	ASPD2032W4.....	16	AWC3GSBL4.....	37	AWM2GTL4.....	35
ADTP1103HW4.....	18	ALSLDR30W1.....	50	ARTR152M4.....	20	ASPD2042G4.....	16	AWC3GSN4.....	37	AWM2GW4.....	35
ADWR703HM4.....	17	ALSLDR60TM1.....	50	ARTR152W4.....	10, 20	ASPD2042M4.....	16	AWC4GBBN4.....	37	AWM3GBLS4.....	35
ADWR703HW4.....	17	ALSLDR60W1.....	50	ARTR153G4.....	20	ASPD2042W4.....	16	AWC4GBLN4.....	37	AWM3GCU4.....	35
ADWR703TUG4.....	17	ALSLJC8W4.....	50	ARTR153M4.....	20	ASPU1532M4.....	17	AWC4GBS4.....	37	AWM3GHFBR1.....	37
ADWR703TUM4.....	17	ALSLJC14TM4.....	50	ARTR153W4.....	20	ASPU1532W4.....	17	AWC4GBSB4.....	37	AWM3GHFFE1.....	37
ADWR703TUW4.....	17	ALSLJC14W4.....	50	ARTR202G4.....	22	ASTH1532G2.....	18	AWC4GCOF4.....	37	AWM3GM4.....	35
ADWR1103HM4.....	17	ALSILLED6TM4.....	50	ARTR202M4.....	20	ASTH1532M2.....	18	AWC4GMAC4.....	37	AWM3GMA4.....	35
ADWR1103HW4.....	17	ALSILLED6W4.....	50	ARTR202W4.....	20	ASTH1532W2.....	9, 18	AWC4GOB4.....	37	AWM3GMB4.....	35
AF1G.....	41	ALSILLED12TM4.....	50	ARTRUSB153G4.....	21	ASTM2G2.....	19	AWC4GSBL4.....	37	AWM3GMR4.....	37
AF2G.....	41	ALSILLED12W4.....	50	ARTRUSB153G4WP.....	21	ASTM2M2.....	19	AWC4GSN4.....	37	AWM3GMS4.....	35
AF3G.....	41	ALSLPC36TM4.....	50	ARTRUSB153M4.....	21	ASTM2W2.....	19	AWM1G2BLS4.....	35	AWM3GMW4.....	35
AF4G.....	41	ALSLPC36W4.....	50	ARTRUSB153M4WP.....	21	ASTP1532G4.....	18	AWM1G2CU4.....	35	AWM3GMWW4.....	35
AF5G.....	41	ALSLT4.....	50	ARTRUSB153W4.....	12, 21	ASTP1532M4.....	18	AWM1G2HFBR4.....	37	AWM3GRG4.....	35
AF6G.....	41	ALSLTW4.....	50	ARTRUSB156ACM4.....	21	ASTP1532W4.....	18	AWM1G2HFBS4.....	37	AWM3GSL4.....	35
AF152TR.....	71	ALSB1TM4.....	49	ARTRUSB156ACW4.....	12, 21	ASVS12G4.....	19	AWM1G2HFFE4.....	37	AWM3GSP4.....	35
AF152TRBK.....	71	APCB1W4.....	49	ARTRUSB156ACG4.....	21	ASVS12M4.....	19	AWM1G2M4.....	35	AWM3GTL4.....	35
AF152TRGRY.....	71	APCB4TM1.....	49	ARTRUSB156ACG4.....	21	ASVS12W4.....	19	AWM1G2MA4.....	35	AWM3GW4.....	35
AF152TRI.....	71	APCB4W1.....	49	ARTRUSB15PD30G4.....	21	ASWR1532G4.....	17	AWM1G2MB4.....	35	AWM4GBLS4.....	35
AF152TRLA.....	71	APCB5TM1.....	49	ARTRUSB15PD30M4.....	12, 21	ASWR1532M4.....	17	AWM1G2MR4.....	35	AWM4GCU4.....	35
AF152TRW.....	71	APCB5W1.....	49	ARTRUSB206ACM4.....	21	ASWR1532W4.....	17	AWM1G2MS4.....	35	AWM4GHFBR1.....	37
AF202DFI.....	71	APCB6TM2.....	49	ARTRUSB206ACW4.....	21	ASWV1532G2.....	17	AWM1G2MWS4.....	35	AWM4GHFFE1.....	37
AF202DFLA.....	71	APCB6W2.....	49	ARTRUSB206ACG4.....	21	ASWV1532M2.....	17	AWM1G2MWW4.....	35	AWM4GM4.....	35
AF202DFW.....	71	APCCTM4.....	48	ARTRUSB20PD30G4.....	21	ASWV1532W2.....	9, 17	AWM1G2RG4.....	35	AWM4GMA4.....	35
AF202TR.....	71	APCCW4.....	48	ARTRUSB20PD30M4.....	21	AWC1G2BBN4.....	37	AWM1G2SL4.....	35	AWM4GMB4.....	35
AF202TRBK.....	71	APDWCTM1.....	49	ARTRUSB20PD30W4.....	21	AWC1G2BLN4.....	37	AWM1G2SP4.....	35	AWM4GMR4.....	35
AF202TRGRY.....	71	APDWCW1.....	49	ARUSB2AA6M4.....	21	AWC1G2BS4.....	37	AWM1G2TL4.....	35	AWM4GMS4.....	35
AF202TRI.....	71	APME18TM2.....	48	ARUSB2AA6W4.....	21	AWC1G2BSB4.....	37	AWM1G2W4.....	35	AWM4GMW4.....	35
AF202TRLA.....	71	APME18W2.....	48	ARUSB2AA6G4.....	21	AWC1G2COF4.....	37	AWM1G3BLS4.....	35	AWM4GMWW4.....	35
AF202TRW.....	71	APMT12TM2.....	48	ARUSB2AC6M4.....	21	AWC1G2MAC4.....	37	AWM1G3CU4.....	35	AWM4GRG4.....	35
AFGF152TR.....	71	APMT12W2.....	48	ARUSB2AC6W4.....	12, 21	AWC1G2OB4.....	37	AWM1G3HFBR1.....	37	AWM4GSL4.....	35
AFGF152TRBK.....	71	APMT18TM4.....	48	ARUSB2AC6G4.....	21	AWC1G2SBL4.....	37	AWM1G3HFFE1.....	37	AWM4GSP4.....	35
AFGF152TRGRY.....	71	APMT18W4.....	48	ARUSBG4.....	21	AWC1G2SN4.....	37	AWM1G3M4.....	35	AWM4GTL4.....	35
AFGF152TRI.....	71	APMT27TM2.....	48	ARUSBM4.....	21	AWC1G3BBN4.....	37	AWM1G3MA4.....	35	AWM4GW4.....	35
AFGF152TRLA.....	71	APMT27W2.....	48	ARUSBW4.....	12, 21	AWC1G3BLN4.....	37	AWM1G3MA4.....	35	AWP1G2BL6.....	39
AFGF152TRW.....	71	APMTPROTM1.....	48	ARUSB30PDG4.....	21	AWC1G3BLS4.....	37	AWM1G3MB4.....	35	AWP1G2BN4.....	39
AFGF202DFI.....	71	APST9TM1.....	48	ARUSB30PDM4.....	21	AWC1G3BSB4.....	37	AWM1G3MR4.....	35	AWP1G2BR6.....	39
AFGF202DFLA.....	71	APST9W1.....	48	ARUSB30PDW4.....	21	AWC1G3COF4.....	37	AWM1G3MS4.....	35	AWP1G2CA4.....	39
AFGF202DFW.....	71	ARCD152G10.....	20	ASOS32G4.....	19	AWC1G3COF4.....	37	AWM1G3MW4.....	35	AWP1G2GG4.....	39
AFGF202TR.....	71	ARCD152M10.....	20	ASOS32M4.....	19	AWC1G3MAC4.....	37	AWM1G3MWW4.....	35	AWP1G2GR6.....	39

AWP1G2GS4.....	39
AWP1G2HB4.....	39
AWP1G2LA6.....	39
AWP1G2MG6.....	39
AWP1G2NK4.....	39
AWP1G2PW4.....	39
AWP1G2TM6.....	39
AWP1G2WH6.....	39
AWP1G2WHW10.....	39
AWP1G3BL4.....	39
AWP1G3BN4.....	39
AWP1G3BR4.....	39
AWP1G3CA4.....	39
AWP1G3GG4.....	39
AWP1G3GR4.....	39
AWP1G3GS4.....	39
AWP1G3HB4.....	39
AWP1G3LA4.....	39
AWP1G3MG4.....	39
AWP1G3NK4.....	39
AWP1G3PW4.....	39
AWP1G3TM4.....	39
AWP1G3WH4.....	39
AWP1G3WHW4.....	39
AWP2GBL4.....	39
AWP2GBN4.....	39
AWP2GBR4.....	39
AWP2GCA4.....	39
AWP2GGG4.....	39
AWP2GGR4.....	39
AWP2GGS4.....	39
AWP2GHB4.....	39
AWP2GLA4.....	39
AWP2GMG4.....	39
AWP2GNK4.....	39
AWP2GPW4.....	39
AWP2GTM4.....	39
AWP2GWH4.....	39
AWP2GWHW10.....	39
AWP3GBL4.....	39
AWP3GBN4.....	39
AWP3GBR4.....	39
AWP3GCA4.....	39
AWP3GGG4.....	39
AWP3GGR4.....	39
AWP3GGS4.....	39
AWP3GHB4.....	39
AWP3GLA4.....	39
AWP3GMG4.....	39
AWP3GNK4.....	39
AWP3GPW4.....	39
AWP3GTM4.....	39
AWP3GWH4.....	39
AWP3GWHW4.....	39
AWP4GBL4.....	39
AWP4GBN4.....	39
AWP4GBR4.....	39
AWP4GCA4.....	39
AWP4GGG4.....	39
AWP4GGR4.....	39
AWP4GGS4.....	39
AWP4GHB4.....	39
AWP4GLA4.....	39
AWP4GMG4.....	39
AWP4GNK4.....	39
AWP4GPW4.....	39
AWP4GTM4.....	39
AWP4GWH4.....	39
AWP4GWHW4.....	39
AWP5GBL1.....	39
AWP5GBN1.....	39
AWP5GBR1.....	39
AWP5GCA1.....	39
AWP5GGG1.....	39
AWP5GGR1.....	39
AWP5GGS1.....	39
AWP5GHB1.....	39
AWP5GMG1.....	39
AWP5GNK1.....	39
AWP5GPW1.....	39
AWP5GTM1.....	39
AWP5GWH1.....	39
AWP5GWHW1.....	39
AWP6GBL1.....	39
AWP6GBN1.....	39
AWP6GBR1.....	39
AWP6GCA1.....	39
AWP6GGG1.....	39
AWP6GGR1.....	39
AWP6GGS1.....	39
AWP6GHB1.....	39
AWP6GMG1.....	39
AWP6GNK1.....	39
AWP6GPW1.....	39
AWP6GTM1.....	39
AWP6GWH1.....	39
AWP6GWHW1.....	39

D

DQFF15UBK.....	22
DQFF15UST.....	22
DQFP15BK.....	22
DQFP15ST.....	22
DQFP15UBK.....	22
DQFP15UST.....	22

H

HCL453PMMTC.....	65
HCL453PMMW.....	54, 65
HMKIT.....	65
HMKITBK.....	65
HMKITDB.....	65
HMKITGRY.....	65
HMKITI.....	65

HMKITLA.....	65
HMKITNI.....	65
HMKITW.....	65
HMRKIT.....	65
HMRKITBK.....	65
HMRKITDB.....	65
HMRKITGRY.....	65
HMRKITI.....	65
HMRKITLA.....	65
HMRKITNI.....	65
HMRKITW.....	65
HMRTC.....	65
HMRW.....	65

N

NTL873BKCC6.....	75
NTL873ICC6.....	75
NTL873LACC6.....	75
NTL873NICC6.....	75
NTL873WCC6.....	75
NTL885TRBKCC6.....	75
NTL885TRICC6.....	75
NTL885TRLACC6.....	75
NTL885TRNICC6.....	75
NTL885TRW.....	61, 75
NTL885TRWCC6.....	75
NTLFULLTC.....	75
NTLFULLTCCC6.....	75
NTLFULLW.....	60, 75
NTLFULLWCC6.....	75
NTLHORZTCCC6.....	75
NTLHORZWCC6.....	75

R

R26USBAC6BK.....	73
R26USBAC6DBCCV4.....	73
R26USBAC6G.....	73
R26USBAC6I.....	73
R26USBAC6LA.....	73
R26USBAC6NICCV4.....	73
R26USBAC6W.....	59, 73
R26USBACBK.....	72
R26USBACDBCCV4.....	72
R26USBACG.....	72
R26USBACI.....	72
R26USBACLA.....	72
R26USBACNICC6.....	72
R26USBACW.....	72
R26USBC6DBCCV4.....	73
R26USBC6BK.....	73
R26USBC6G.....	73
R26USBC6I.....	73
R26USBC6LA.....	73
R26USBC6NICCV4.....	73
R26USBC6W.....	73
R26USBC6BK.....	72
R26USBC6DBCCV4.....	72

R26USBCCG.....	72
R26USBCCI.....	72
R26USBCCLA.....	72
R26USBCCNICC6.....	72
R26USBCCW.....	72
R26USBD.....	73
R26USBDK.....	73
R26USBDDBCC6.....	73
R26USBDGCC6.....	73
R26USBDGRY.....	73
R26USBDI.....	73
R26USBDLA.....	73
R26USBDNICC6.....	73
R26USBDPW.....	58, 73
RCD11.....	67
RCD11BKCC6.....	67
RCD11GRY.....	67
RCD11I.....	67
RCD11LA.....	67
RCD11W.....	67
RCD33BK.....	67
RCD33GRY.....	67
RCD33I.....	67
RCD33LA.....	67
RCD33W.....	67
RCD38GRY.....	67
RCD38TRBK.....	67
RCD38TRI.....	67
RCD38TRLA.....	67
RCD38TRW.....	57, 67
RCD113.....	67
RCD113BK.....	67
RCD113GRY.....	67
RCD113I.....	67
RCD113LA.....	67
RCD113W.....	55, 67
RCDLM.....	67
RH4FBL3PTC.....	64
RH4FBL3PW.....	64
RH703PDBCCV4.....	64
RH703PNICCV4.....	64
RH703PTC.....	64
RH703PTUTC.....	64
RH703PTUW.....	54, 64
RH703PW.....	64
RH1103PTC.....	64
RH1103PW.....	64
RHCL453PDBCCV4.....	64
RHCL453PGCCV4.....	64
RHCL453PNICCV4.....	64
RHCL453PTC.....	64
RHCL453PW.....	64
RHDH163PBCCV4.....	66
RHDH163PGCCV4.....	66
RHDH163PTC.....	66
RHDH163PW.....	66
RHFB83PTC.....	65
RHFB83PW.....	65

RHKIT.....	65
RHKITBK.....	65
RHKITDB.....	65
RHKITGRY.....	65
RHKITI.....	65
RHKITLA.....	65
RHKITNI.....	65
RHKITW.....	65
RHLV703PTC.....	65
RHLV703PW.....	65
RHLV1103PTC.....	64
RHLV1103PW.....	64
RRW600UBCCCV4.....	68
RRW600UTC.....	68
RRW600VTC.....	68
RT2BK.....	68
RT2DBCCV4.....	68
RT2GCCV4.....	68
RT2I.....	68
RT2LA.....	68
RT2NICCV4.....	68
RT2W.....	68
RWC826USBBKCCV2.....	72
RWC826USBICCV2.....	72
RWC826USBLACCV2.....	72
RWC826USBWCCV2.....	58, 72
RWP26.....	79
RWP26BK.....	79
RWP26DBCC6.....	79
RWP26GRY.....	79
RWP26I.....	79
RWP26LA.....	79
RWP26NICC6.....	79
RWP26W.....	79
RWP262.....	79
RWP262BK.....	79
RWP262DBCC6.....	79
RWP262GRY.....	79
RWP262I.....	79
RWP262LA.....	79
RWP262NICC6.....	79
RWP262W.....	79
RWP263.....	79
RWP263BK.....	79
RWP263DBCC6.....	79
RWP263GRY.....	79
RWP263I.....	79
RWP263LA.....	79
RWP263NICC6.....	79
RWP263W.....	79
RWP264.....	79
RWP264BK.....	79
RWP264DB.....	79
RWP264GRY.....	79
RWP264I.....	79
RWP264LA.....	79
RWP264NI.....	79
RWP264W.....	79

RWP265.....	79
RWP265BK.....	79
RWP265DB.....	79
RWP265GRY.....	79
RWP265I.....	79
RWP265LA.....	79
RWP265NI.....	79
RWP265W.....	79
RWP266.....	79
RWP266BK.....	79
RWP266DB.....	79
RWP266GRY.....	79
RWP266I.....	79
RWP266LA.....	79
RWP266NI.....	79
RWP266W.....	79

T

TM8USB4BKCC6.....	72
TM8USB4ICC6.....	72
TM8USB4LACC6.....	72
TM8USB4NICC6.....	72
TM8USB4WCC6.....	59, 72
TM826USBBK.....	72
TM826USBBKCC6.....	72
TM826USDBCCV4.....	72
TM826USBGCCV4.....	72
TM826USBI.....	72
TM826USBICC6.....	72
TM826USBLA.....	72
TM826USBLACC6.....	72
TM826USBNICC6.....	72
TM826USBW.....	72
TM826USBWCC6.....	72
TM870.....	66
TM870BK.....	66
TM870DBCC10.....	66
TM870GCC10.....	66
TM870GRY.....	66
TM870I.....	66
TM870ISL.....	66
TM870ISL (lighted).....	66
TM870LA.....	66
TM870LASL.....	66
TM870LASL (lighted).....	66
TM870NICC10.....	66
TM870W.....	66
TM870WSL.....	55, 66
TM870WSL (lighted).....	66
TM873.....	66
TM873BK.....	66
TM873DBCC10.....	66
TM873GCC10.....	66
TM873GRY.....	66
TM873I.....	66
TM873ISL.....	66
TM873ISL (lighted).....	66
TM873LA.....	66

TM873LASL..... 66
 TM873LASL (lighted) 66
 TM873NICC10 66
 TM873W 66
 TM873WSL 66
 TM873WSL (lighted)..... 66
 TM874..... 66
 TM874BK..... 66
 TM874DBCC6..... 66
 TM874GCC6..... 66
 TM874I..... 66
 TM874ISL..... 66
 TM874ISL (lighted)..... 66
 TM874LA..... 66
 TM874LASL..... 66
 TM874LASL (lighted)..... 66
 TM874NICC6 66
 TM874W 66
 TM874WSL..... 66
 TM874WSL (lighted) 66
 TR20USBPD..... 73
 TR20USBPDBK..... 73
 TR20USBPDBCC6..... 73
 TR20USBPDGCC6..... 73
 TR20USBPDGRY 73
 TR20USBPDI..... 73
 TR20USBPDLA..... 73
 TR20USBPDNICC6..... 73
 TR20USBPDW 73
 TR26352R..... 69
 TR26352RBK..... 69
 TR26352RDBCC6..... 69
 TR26352RGCC6..... 69
 TR26352RGRY..... 69
 TR26352RI..... 69
 TR26352RLA..... 69
 TR26352RNICC6..... 69
 TR26352RW..... 69

W

WNAH1G1..... 26
 WNAH1M1..... 26
 WNAH1W1 14, 26
 WNAH2G1..... 26
 WNAH2M1..... 26
 WNAH2W1 26
 WNAH10KITG1 27
 WNAH10KITM1 27
 WNAH10KITW1..... 27
 WNAH15KITG1 27
 WNAH15KITM1..... 27
 WNAH15KITW1..... 27
 WNAL10G1 26
 WNAL10M1..... 26
 WNAL10W1 14, 26
 WNAL23G1..... 26
 WNAL23M1..... 26
 WNAL23W1..... 15, 26

WNAL33G1..... 25
 WNAL33M1..... 25
 WNAL33W1..... 15, 25
 WNAL43G1 27
 WNAL43M1..... 27
 WNAL43W1 27
 WNAL50G1..... 26
 WNAL50M1..... 26
 WNAL50W1 14, 26
 WNAL63G1 26
 WNAL63M1..... 26
 WNAL63W1 26
 WNAR153G1 27
 WNAR153M1..... 27
 WNAR153W1 15, 27
 WNAR203G1 27
 WNAR203M1..... 27
 WNAR203W1 27
 WNP10..... 27, 77
 WNP20..... 27, 77
 WNRH1LA 76
 WNRH1NI..... 76
 WNRH1WH 76
 WNRH2LA 76
 WNRH2NI..... 76
 WNRH2WH..... 76
 WNRH10KITLA 77
 WNRH10KITNI..... 77
 WNRH10KITWH 77
 WNRH15KITLA 77
 WNRH15KITNI..... 77
 WNRH15KITWH 77
 WNRL10LA..... 76
 WNRL10NI..... 76
 WNRL10WH..... 63, 76
 WNRL23LA..... 76
 WNRL23NI 76
 WNRL23WH..... 76
 WNRL33LA..... 77
 WNRL33NI..... 77
 WNRL33WH..... 63, 77
 WNRL43LA..... 77
 WNRL43NI..... 77
 WNRL43WH..... 77
 WNRL50LA..... 76
 WNRL50NI..... 76
 WNRL50WH..... 76
 WNRL63LA..... 76
 WNRL63NI..... 76
 WNRL63WH..... 76
 WNRR15LA 77
 WNRR15NI 77
 WNRR15WH 63, 77
 WNRR20LA 77
 WNRR20NI 77
 WNRR20WH 77
 WRR26USBAC6BK..... 73
 WRR26USBAC6I..... 73

WRR26USBAC6LA 73
 WRR26USBAC6W 73
 WWP10CCV2 78
 WWP20CCV2 78
 WWP30CCV2 78
 WWRL10LACCV2..... 78
 WWRL10NICCV2..... 78
 WWRL10WHCCV2..... 62, 78
 WWRR15LACCV2..... 78
 WWRR15NICCV2..... 78
 WWRR15WHCCV2..... 62, 78
 WWRL50LACCV2..... 78
 WWRL50NICCV2 78
 WWRL50WHCCV2..... 62, 78

