



6531 U.S. 9,  
Howell, NJ 07731

P: 929-333-9777  
F: 929-333-9778

[sales@zeevlighting.com](mailto:sales@zeevlighting.com)

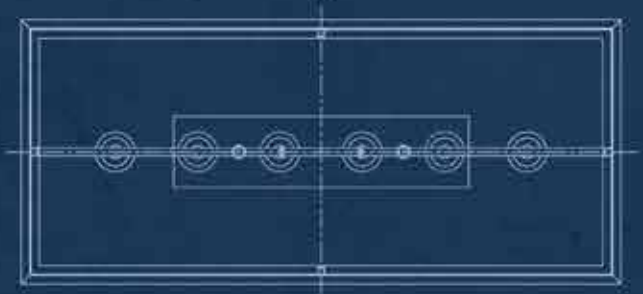
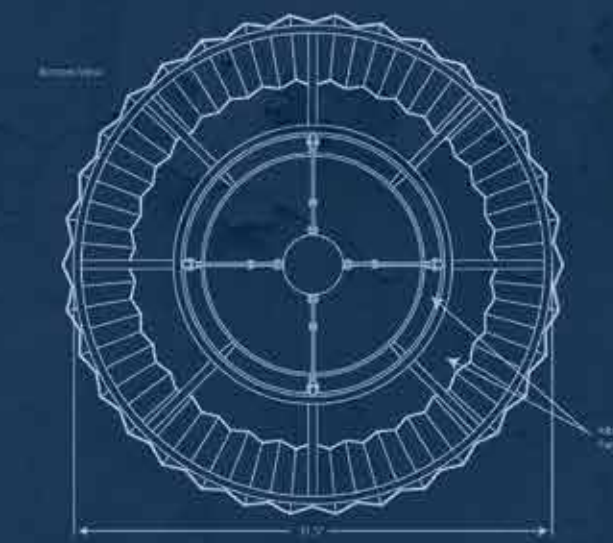
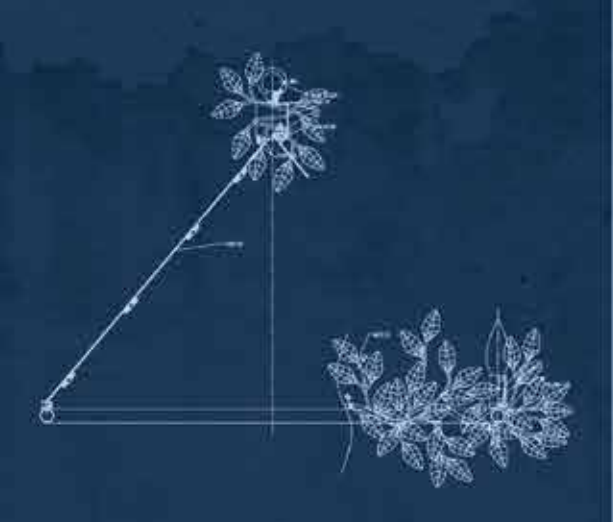
Dallas Trade Mart  
Showroom #4535

[www.zeevlighting.com](http://www.zeevlighting.com)

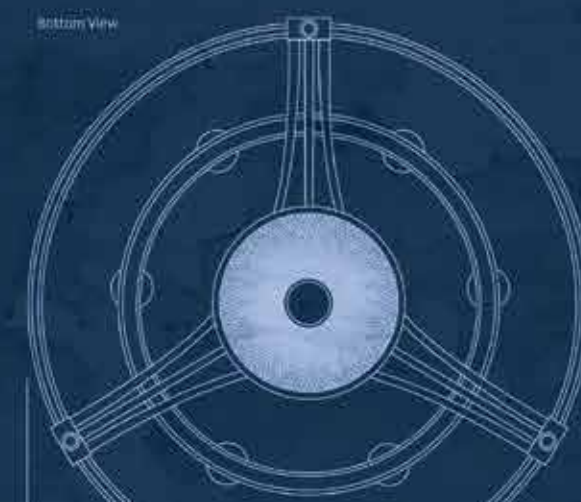

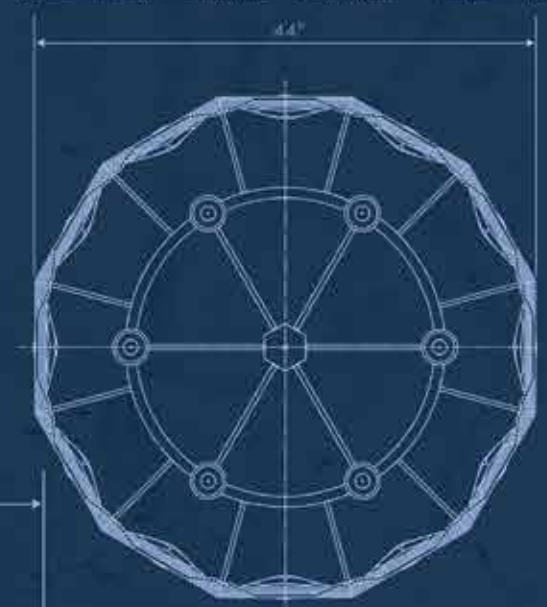
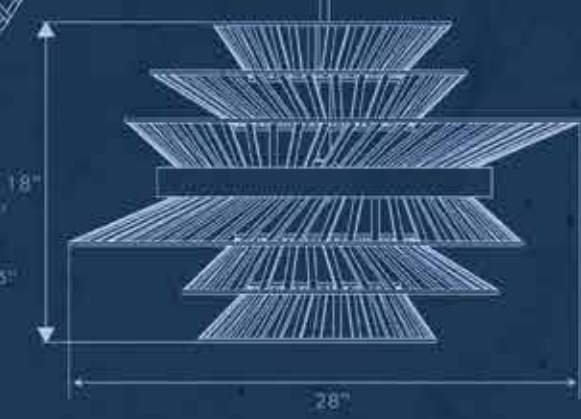


ZEEV LIGHTING 2018





**ZEEV**  
LIGHTING





Our design team are talented visionaries whose progressive take on what modern lighting can be showcases and defines what Zeev is all about. Each designer pulls from their own unique perspective and inspiration forming Zeev's brand and culture.

## OUR DESIGNERS



### KARI WHITMAN

Kari Whitman, celebrity interior designer, is one of Hollywood's most sought-after talents. Kari Whitman Interiors clientele include: Jessica Alba, Kristen Bell, Virginia Madsen, Emilio Estevez, Don Henley, Melanie Griffith, Antonio Banderas, Don Johnson, Dakota Johnson, Charlie Sheen, Orlando Bloom, Kurtwood Smith, The Royal Family of Saudi Arabia, she even did a room in the White House for President Obama

Kari Whitman Interiors is a high-end, residential and commercial "one-stop-shop" design and construction firm, with offices in Los Angeles, New York City, and Aspen. Kari Whitman Interiors has done projects all over the world, including Europe and Asia.

Clients have flocked to her firm for her trademark timeless, elegant and eclectic style. Kari Whitman fashions spaces for her clients that reflect their personality, affinities and needs. Kari Whitman's work has graced 14 covers and over 100 articles worldwide. From athletes, to actors, to royal families, or even a modest Juice Bar, no job is too big or too small when Kari Whitman Interior's passion is behind the force!

Kari Whitman is also the founder of Ace of Hearts Dog Rescue (aceofheartdogs.com). This non-profit organization is dedicated to rescuing dogs from Los Angeles County shelters the day they are scheduled to be euthanized.



### KERRIE KELLY

Kerrie Kelly is an award winning interior designer, trend spotter and spokesperson for many national brands. Using her own relaxed sense of style to identify and forecast the latest in interior design world-wide, Kerrie has a unique way of staying in touch with and leading the ever changing design landscape. Her celebrated Kerrie Kelly Design Lab team out of Northern California continues to produce inspired products for a wide array of manufacturers around the globe.



### MAGGIE ROGATSKY

Maggie has worked with a multi-faceted scope of clientele from coast to coast.

With over fifteen years of experience in the industry she has worked with New York's biggest developers and well renowned corporations to family homes and pro-bono community charity work. Her continuous projects with architects and builders have provided her with a reputation known for her attention to detail and dedicated work ethic. Maggie is a mix master when it comes to her personal design aesthetic which consists of a balance of eclectic, vintage and modern resulting in beautifully tailored, polished and timeless decor.

Her love of combining patterns and textures to create unexpected unique and compelling spaces is what makes her extraordinary in her field.

Maggie brings a wealth of experience and the ability to truly listen to her clients, that as an accomplished interior designer she has established deep and trusting relationships that continue to keep her in high demand.



### CAROLYN BENEDIKT

A highly regarded, award winning, and internationally recognized interior designer, Carolyn, has serviced some of the finest high end homes and commercial establishments for over 20 years. As President of CBI a NY based firm, Carolyn takes pride in her ability to transform spaces by bringing ideas and inspirations to life.

From state of the art kitchens and baths, to total renovations, Carolyn's keen eye for detail has garnered her rave reviews and accolades in leading upscale trade publications.

Prominent architects find her grasp of design an invaluable asset in adding praise to any project.



### ANGELA HARRIS

Angela Harris, Principal and Creative Director at Trio Environments, is a nationally-acclaimed interior design entrepreneur known for her creativity, energy, hard work, collaboration, and authenticity.

#### DARING TO DREAM

After earning a B.S. in Marketing and Management from the University of Colorado, Boulder (1998), Angela went to work at an engineering firm, where she felt she wasn't living up to her true potential. With a leap of faith, she decided to pursue her dream career of interior design. Enrolling in a professional program, Angela spent her last \$500 on business cards, direct mail flyers, and other startup costs to launch a design company, Trio Environments.

With a consistent record of positive energy, hard work, and respect for clients' needs, along with a relentless passion for excellence, Angela has been turning heads in the real estate, marketing, and design industries. In 2013, she won a Rising Star Award at the Major Achievement in Marketing Excellence (MAME) Awards in Denver. Many honors have followed, including more than 10 additional MAME Awards, recognition for chairing the Best Sales and Marketing Council (SMC) in the Nation at The Nationals (2014, 2015), Professional Builder Magazine's 40 Under 40 Award (2015), and Best TV Commercial at The Nationals (2016).



### LINDSEY WERKHOVEN

Lindsey Werkhoven received her Masters in Architecture from the Rhode Island School of Design after completing a Bachelor's degree at Connecticut College. She has worked at several small design firms in New York City, Salt Lake City and Seattle, and has experience in residential architecture, interiors, and decorative lighting design. She spent a year in Morocco as a Fulbright Scholar studying the architecture of the ancient city of Fez. She now lives in Seattle area with her husband, their son Orson and their lewelin setter Caddie. Lindsey is a licensed Architect in the State of Washington.



### DEBORAH SHAVLIK

Artist and industrial designer Deborah Shavlik has always had her hands in as many creative endeavors as possible: from sketching and painting, glassblowing, woodworking, to sculpting and textiles. She has specialized in lighting and home furnishing design since graduating with honors with a degree in Industrial Design in 2000. Skilled in of a range of style periods and having an inherent sensitivity to different materials as well as finding beauty and inspiration in fine art, architecture and product design has led to a breadth of work carried in showrooms, retail stores and was awarded in the Lighting for Tomorrow competition 2008.

Based in Brooklyn, NY she devotes time to lighting design and her line of home accents Studio DKS which has been carried by numerous retail stores and museum shops including ABC Carpet and Home, Barneys and Guggenheim Museum.



### ALAN PEPIN

I am an artist and designer. Any line between the two often disappears for me. At a young age, I studied drawing, painting and sculpture, learning to render what my eyes and imagination would see. Relationships between colors. Weight: of various forms and their proportions. The mysterious quality of light.

After almost a decade designing home products for Target Corporation, in 2005 I opened my own design studio, Red Dog Run. Since then, my sole focus continues to be conceiving and creating compelling product collections in lighting, furniture and home furnishings.

Creating for Zeev Lighting allows me to share both of my worlds, art and design, in many new and exciting ways. I am passionate about discovering what's next in the world of illumination, and fusing that newness with handcrafted materials and artistic finishes.

# VISUAL INDEX

## CHANDELIERS



Gem 18



Gem 19



Avalanche 21



Avalanche 22



Regis 44



Regis 48



Regis 49



Flare 52



Avalanche 23



Cuspis 24



Cuspis 25



Greenwich 26



Flare 53



Burst 55



Burst 55



Burst 56



Parisian 29



Parisian 32



Placid 36



Orchard 37



Burst 57



Muse 58



Muse 60



Muse 61



Regent 38



Regent 40



Floral 43



Floral 43



Crosby 62



Crosby 64



Crosby 65



Carlisle 66



# VISUAL INDEX

## CHANDELIERS



Carlisle 66



Pierre 68



Pierre 71



Pierre 72



Imbrium 90



Cavern 92



Cavern 92



Arctic 93



Pierre 74



Rondure 76



Karma 77



Florence 78



Matrix 94



Matrix 95



Matrix 95



Destiny 96



Florence 78



Solstice 80



Solstice 80



Una 81



Halo 98



Empire 100



Empire 103



Empire 103



Astoria 82



Pulsar 83



Misthaven 84



Misthaven 86



Molecule 104



Molecule 105



Orbit 106



Orbit 107

# VISUAL INDEX

## CHANDELIERS



Shift 108



Norwood 111



Hyperion 113



PAX 117



Kai 139



Vicus 140



Astrum 141



Gamma 142



Blossom 119



Unity 120



Crown 124



Crown 125



Aetas 143



Eye of London 146



Spyre 147



Adelle 148



Proton 126



Helios 133



Honeycomb 134



Plait 135



Meadow 151



Lunar 152



Belle 154



Vine 156



Adaman 136



Adaman 136



Atlas 138



Kai 139



Struttura 158



Palais 160



Kent 165



Quentin 168



# VISUAL INDEX

## CHANDELIERS



Monarch 169



Blair 174



Blair 175



Blair 177



Plexus 198



Du Jour 201



Kenosha 202



Urban 206



Blair 178



Abigail 180



Glacial 181



Sophia 186



## PENDANTS



Consus 27



Regent 40



Regis 44



Regis 46



Sophia 187



Triticus 189



Triticus 189



Metropolis 191



Pierre 73



Nouveau 89



Destiny 96



Molecule 104



Stratus 194



Stratus 195



Geminus 196



Geminus 197



Orbit 106



Quasar 114



Janus 116



PAX 117

# VISUAL INDEX

## PENDANTS



Blossom 119



Blossom 119



Crown 125



Proton 127



Kent 165



Eternity 173



Blair 178



Plexus 199



Theia 128



Theia 128



Helios 131



Helios 132



Peg 200



Canton 204



Urban 207



Urban 207

## MINI PENDANTS



Magister 137



Nami 145



Knot 150



Lunar 152



Consus 27



Maxine 88



Destiny 96



Empire 100



Belle 155



Vine 157



Struttura 159



Cascade 163



Empire 100



Orbit 106



Helios 131



Belle 155



# VISUAL INDEX

## MINI PENDANTS



Vine 157



Struttura 159



Palais 161



Cascade 162



Odyssey 109



Voyager 115



Crown 125



Adelle 148



Kent 165



Ryder 166



Easton 167



Metropolis 191



Kent 165



Palatial 170



Palatial 171



Dallas 172



Stratus 192



Plexus 199



Kenosha 203



Canton 205



Ember 179



Imperial 182



Raffinato 190

## FLUSH MOUNTS



Parisian 34



Parisian 35



Misthaven 85



Molecule 104



## WALL SCONCES



Parisian 30



Parisian 30



Regis 50



Regis 51

# VISUAL INDEX

## WALL SCONCES



Pierre 71



Misthaven 87



Imbrium 91



Matrix 95



Vine 157



Vine 157



Palais 161



Palais 161



Blair 179



Polar 185



Gemini 185



Sophia 187



Stratus 192



Kenosha 203



Kenosha 203



Canton 205

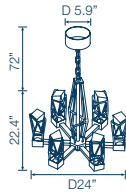




# GEM

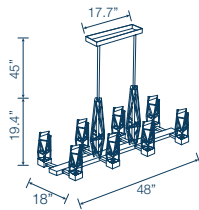
## A. LED Chandelier **LED**

CD10253/LED/SN  
Satin Nickel With Crystal  
D:24" X H:24.5"  
LED 57.6W 4609 Lumens 3000K  
6 ft Chain  
Weight: 26.5 lbs



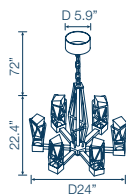
## B. LED Chandelier **LED**

CD10254/LED/AGB  
Aged Brass With Crystal  
L:48" X W:18" X H:21"  
LED 94.1W 7528 Lumens 3000K  
Rods: 1X3" 1x6" 3x12"  
Weight: 40.8 lbs



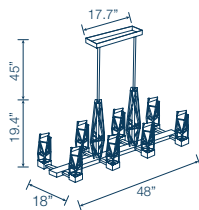
## C. LED Chandelier **LED**

CD10252/LED/AGB  
Aged Brass With Crystal  
D:24" X H:24.5"  
LED 57.6W 4609 Lumens 3000K  
6 ft Chain  
Weight: 26.5 lbs



## D. LED Chandelier **LED**

CD10255/LED/SN  
Satin Nickel With Crystal  
L:48" X W:18" X H:21"  
LED 94.1W 7528 Lumens 3000K  
Rods: 1X3" 1x6" 3x12"  
Weight: 40.8 lbs



A.



B.



C.




D.



# AVALANCHE



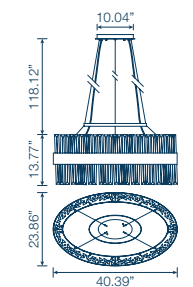
**A. 16 Light Chandelier**  
CD10258/16/CH  
Chrome With Crystal  
L:40.39" X W:23.86" X H:16.5"  
16 X G9  
8ft Adjustable Cable  
Weight: 78.2 lbs



A.



**B. 16 Light Chandelier**  
CD10259/16/AGE  
Aged Brass With Crystal  
L:40.39" X W:23.86" X H:16.5"  
16 X G9  
8ft Adjustable Cable  
Weight: 78.2 lbs



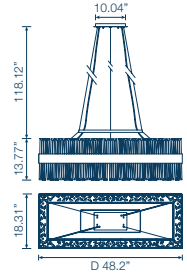
B.



# AVALANCHE

## C. 20 Light Chandelier

CD10260/20/CH  
 Chrome With Crystal  
 L:48.2" X W:18.3" X H:16.5"  
 20 X G9  
 8ft Adjustable Cable  
 Weight: 78.2 lbs

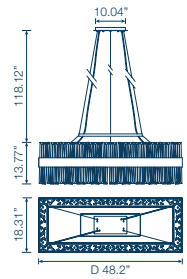


C.



## D. 20 Light Chandelier

CD10261/20/AGB  
 Aged Brass With Crystal  
 L:48.2" X W:18.3" X H:16.5"  
 20 X G9  
 8ft Adjustable Cable  
 Weight: 78.2 lbs

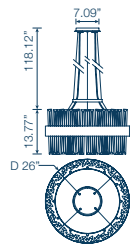


D.



## E. 16 Light Chandelier

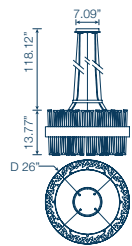
CD10256/16/CH  
 Chrome With Crystal  
 D:26" X H:16.5"  
 16 X G9  
 8ft Adjustable Cable  
 Weight: 62.8 lbs



E.

## F. 16 Light Chandelier

CD10257/16/AGB  
 Aged Brass With Crystal  
 D:26" X H:16.5"  
 16 X G9  
 8ft Adjustable Cable  
 Weight: 62.8 lbs



F.



# CUSPIS



A.



B.



C.

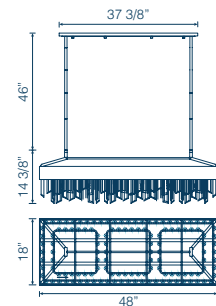


D.



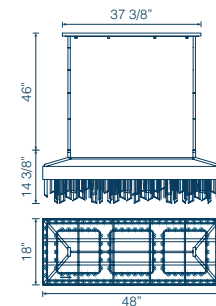
## A. 12 Light Chandelier

CD10240/12/PN  
Polished Nickel With  
Custom Moulded Crystals  
L:48" X W:18" X H:15.3  
12 X Medium Base  
Rods: 2x3" 2x6" 6x12"  
Weight: 70.4 lbs



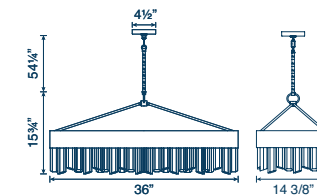
## B. 12 Light Chandelier

CD10239/12/AGB  
Aged Brass With  
Custom Moulded Crystals  
L:48" X W:18" X H:15.3  
12 X Medium Base  
Rods: 2x3" 2x6" 6x12"  
Weight: 70.4 lbs



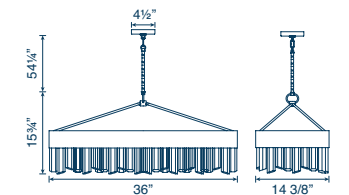
## C. 8 Light Chandelier

CD10226/8/PN  
Polished Nickel  
With Hexagonal Crystals  
L:36" X W:14.4" X H:15.8  
8 X Medium Base  
Rods: 1x3" 1x6" 3x12"  
Weight: 67 lbs



## D. 8 Light Chandelier

CD10079/8/ACP  
Antique Copper  
With Hexagonal Crystals  
L:36" X W:14.4" X H:15.8  
8 X Medium Base  
Rods: 1x3" 1x6" 3x12"  
Weight: 67 lbs


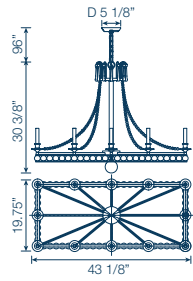




# GREENWICH

## A. 12 Light Chandelier

CD10274/12/AGB  
 Aged Brass With Crystal  
 L:43.13" X W:19.75" X H:33"  
 12 X Candelabra Base  
 Chain 8ft  
 Weight: 55 lbs



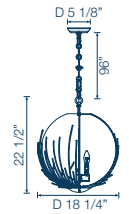
A.



# CONSUS

## A. 5 Light Pendant

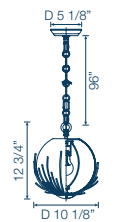
P30061/5/AGB  
 Aged Brass With White Opal  
 Glass  
 D:18-1/4" X H:22 1/2"  
 5 X Candelabra Base  
 8ft Chain  
 Weight: 13.64 lbs



A.

## B. 1 Light Mini Pendant

MP40016/1/AGB  
 Aged Brass With White Opal  
 Glass  
 D:10-1/8" X H:14"  
 1 X Medium Base  
 8ft Chain  
 Weight: 5.72 lbs



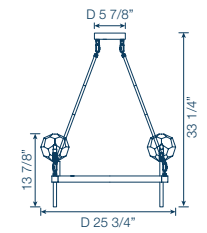
B.



# PARISIAN

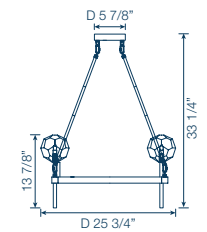
## A. 9 Light Chandelier

CD10270/9/AGB  
 Aged Brass With Crystal  
 D:25.75" X H:15.5"  
 9 X G9  
 Rods: 3 X 3" 3 X 6" 9 X 12"  
 Weight: 38.5 lbs



## B. 9 Light Chandelier

CD10271/9/PN  
 Polished Nickel With Crystal  
 D:25.75" X H:15.5"  
 9 X G9  
 Rods: 3 X 3" 3 X 6" 9 X 12"  
 Weight: 38.5 lbs



A.



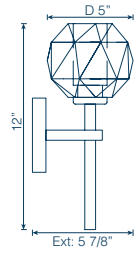
B.



# PARISIAN

## C. 1 Light Wall Sconce

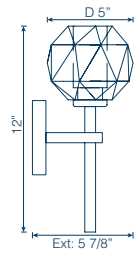
WS70032/1/AGB  
Aged Brass With Crystal  
W:5" X H:12" X Ext: 5.9"  
1 X G9  
Weight: 5 lbs



C.

## D. 1 Light Wall Sconce

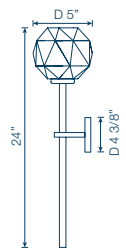
WS70033/1/PN  
Polished Nickel With Crystal  
W:5" X H:12" X Ext: 5.9"  
1 X G9  
Weight: 5 lbs



D.

## E. 1 Light Wall Sconce

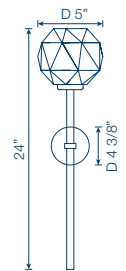
WS70030/1/AGB  
Aged Brass With Crystal  
W:5" X H:24" X Ext: 5.5"  
1 X G9  
Weight: 5 lbs



E.

## F. 1 Light Wall Sconce

WS70031/1/PN  
Polished Nickel With Crystal  
W:5" X H:24" X Ext: 5.5"  
1 X G9  
Weight: 5 lbs



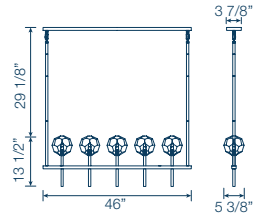
F.



# PARISIAN

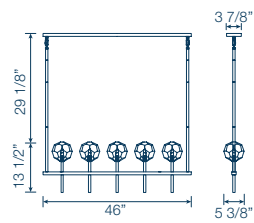
## G. 5 Light Chandelier

CD10268/5/AGB  
Aged Brass With Crystal  
L:46" X W:5.38" X H:18"  
5 X G9  
Rods: 2X3" 2x6" 6x12"  
Weight: 28 lbs



## H. 5 Light Chandelier

CD10269/5/PN  
Polished Nickel With Crystal  
L:46" X W:5.38" X H:18"  
5 X G9  
Rods: 2X3" 2x6" 6x12"  
Weight: 28 lbs



G.



H.

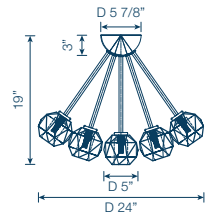




# PARISIAN

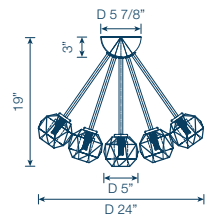
## I. 18 Light Flush Mount

FM60048/18/PN  
Polished Nickel With Crystal  
D:24" X H:19"  
18 X G9  
Weight: 61 lbs



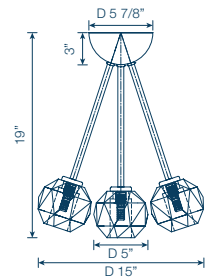
## J. 18 Light Flush Mount

FM60047/18/AGB  
Aged Brass With Crystal  
D:24" X H:19"  
18 X G9  
Weight: 61 lbs



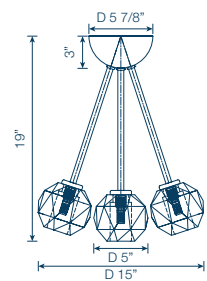
## K. 7 Light Flush Mount

FM60049/7/AGB  
Aged Brass With Crystal  
D:15" X H:19"  
7 X G9  
Weight: 25 lbs



## L. 7 Light Flush Mount

FM60050/7/PN  
Polished Nickel With Crystal  
D:15" X H:19"  
7 X G9  
Weight: 25 lbs



I.



J.



K.



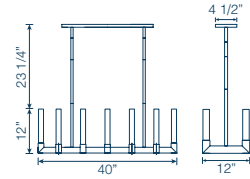
L.



# PLACID

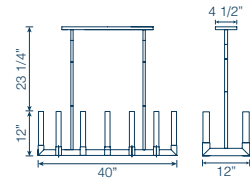
## A. 12 Light Chandelier

CD10275/12/AGB  
Aged Brass With Fluted Glass  
L:40" X W:12" X H:13"  
12 X Medium Base  
Rods: 2X3" 2x6" 6x12"  
Weight: 19.6 lbs



## B. 12 Light Chandelier

CD10276/12/PN  
Polished Nickel With Fluted Glass  
L:40" X W:12" X H:13"  
12 X Medium Base  
Rods: 2X3" 2x6" 6x12"  
Weight: 19.6 lbs



A.



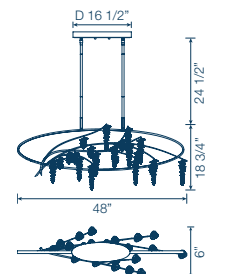
B.



# ORCHARD

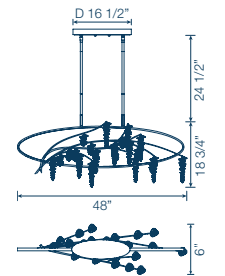
## A. LED Chandelier **LED**

CD10290/LED/SL-AG  
Silver Leaf With Antique Gold and Crystal  
L:48" X W:6" X H:19.75"  
LED 40W 2340 Lumens 3000K  
Cable: 8ft  
Weight: 11 lbs



## B. LED Chandelier **LED**

CD10301/LED/SL  
Silver Leaf and Crystal  
L:48" X W:6" X H:19.75"  
LED 40W 2340 Lumens 3000K  
Cable: 8ft  
Weight: 11 lbs

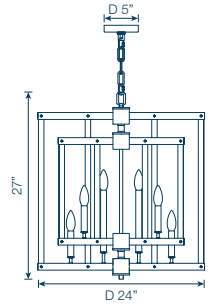




# REGENT

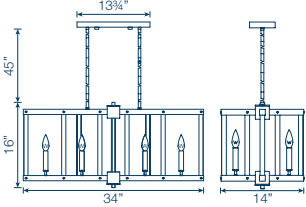
## A. 12 Light Chandelier

CD10293/12/PN  
 Polished Nickel With Acrylic  
 D:24 X H:28"  
 12 X Candelabra Base  
 6 ft Chain  
 Weight: 23 lbs



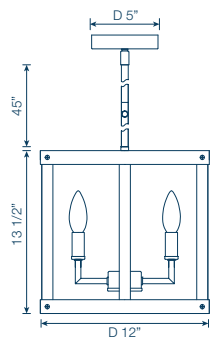
## B. 6 Light Chandelier

CD10295/6/PN  
 Polished Nickel With Acrylic  
 L:34" X W:14" X H:17"  
 6 X Candelabra Base  
 Rods: 2X3" 2x6" 6x12"  
 Weight: 17.4 lbs



## C. 4 Light Pendant

P30083/4/PN  
 Polished Nickel With Acrylic  
 D:12 X H:14.5"  
 4 X Candelabra Base  
 Rods: 1X3" 1x6" 3x12"  
 Weight: 6 lbs



A.



B.



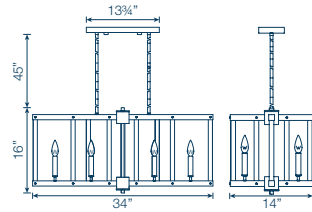
C.



# REGENT

## D. 6 Light Chandelier

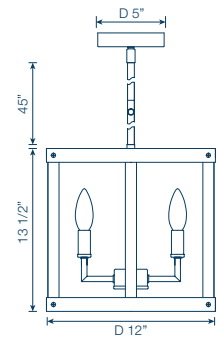
CD10296/6/PB  
 Polished Brass With Acrylic  
 L:34" X W:14" X H:16"  
 6 X Candelabra Base  
 Rods: 2X3" 2x6" 6x12"  
 Weight: 17.4 lbs



D.

## E. 4 Light Pendant

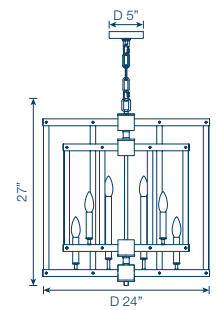
P30084/4/PB  
 Polished Brass With Acrylic  
 D:12 X H:13.5"  
 4 X Candelabra Base  
 Rods: 1X3" 1x6" 3x12"  
 Weight: 6 lbs



E.

## F. 12 Light Chandelier


CD10294/12/PB  
 Polished Brass With Acrylic  
 D:24 X H:27"  
 12 X Candelabra Base  
 6 ft Chain  
 Weight: 23 lbs



F.



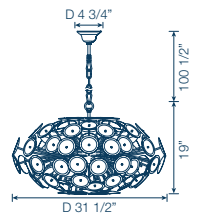




# FLORAL

## A. 10 Light Chandelier

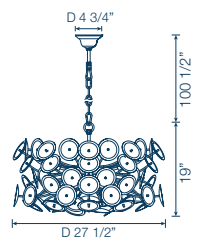
CD10288/10/GD  
 Gold With Glass  
 D:31.5" X H:21"  
 10 X Candelabra Base  
 Chain 8ft  
 Weight: 59.4 lbs



A.

## B. 8 Light Chandelier

CD10289/8/GD  
 Gold With Glass  
 D:27.6" X H:21"  
 8 X Candelabra Base  
 Chain 8ft  
 Weight: 50.6 lbs



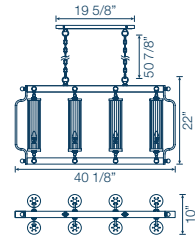
B.



# REGIS

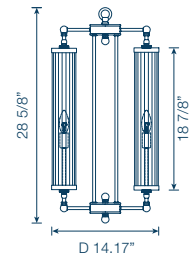
## A. 8 Light Chandelier

CD10227/8/AGB  
 Aged Brass With Fluted Glass  
 L:40.13" X W:10" X H:23.4"  
 8 X Candelabra Base  
 Chain: 6 ft  
 Weight: 34.8 lbs



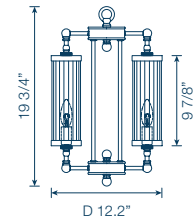
## B. 4 Light Pendant

P30068/4/AGB  
 Aged Brass With Fluted Glass  
 D:14.17" X H:29.6"  
 4 X Candelabra Base  
 Chain: 6 ft  
 Weight: 18.3 lbs



## C. 4 Light Pendant

P30070/4/AGB  
 Aged Brass With Fluted Glass  
 D:12.2" X H:20 3/4"  
 4 X Candelabra Base  
 Chain: 6 ft  
 Weight: 15.5 lbs



A.



B.



C.

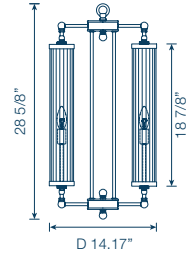




# REGIS

## D. 4 Light Pendant

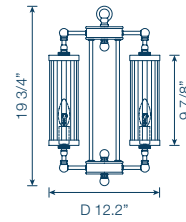
P30069/4/PN  
 Polished Nickel With Fluted Glass  
 D:14.17" X H:29.6"  
 4 X Candelabra Base  
 Chain: 6 ft  
 Weight: 18.3 lbs



D.

## E. 4 Light Pendant

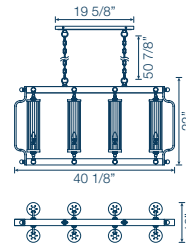
P30071/4/PN  
 Polished Nickel With Fluted Glass  
 D:12.2" X H:20.75"  
 4 X Candelabra Base  
 Chain: 6 ft  
 Weight: 15.5 lbs




E.

## F. 8 Light Chandelier

CD10171/8/PN  
 Polished Nickel With Fluted Glass  
 L:40.13" X W:10" X H:23.4"  
 8 X Candelabra Base  
 Chain: 6 ft  
 Weight: 34.8 lbs



F.



# REGIS



G.



H.

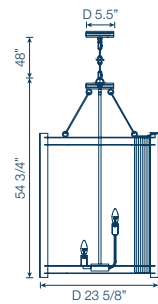


I.

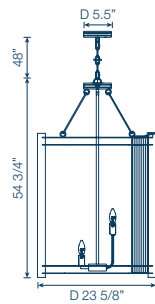


J.

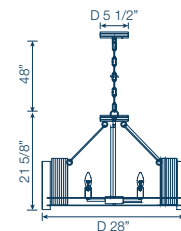
**G. 8 Light Chandelier**  
 CD10286/8/PN  
 Polished Nickel With  
 Fluted Glass  
 D:23.6" X H:55.75"  
 8 X Candelabra Base  
 Chain: 6 ft  
 Weight: 80 lbs



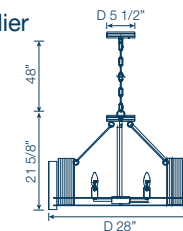
**H. 8 Light Chandelier**  
 CD10287/8/AGB  
 Aged Brass With  
 Fluted Glass  
 D:23.6" X H:55.75"  
 8 X Candelabra Base  
 Chain: 6 ft  
 Weight: 80 lbs



**I. 10 Light Chandelier**  
 CD10284/10/AGB  
 Aged Brass With  
 Fluted Glass  
 D:28" X H:22.6"  
 10 X Candelabra Base  
 Chain: 6 ft  
 Weight: 50 lbs



**J. 10 Light Chandelier**  
 CD10285/10/PN  
 Polished Nickel With  
 Fluted Glass  
 D:28" X H:22.6"  
 10 X Candelabra Base  
 Chain: 6 ft  
 Weight: 50 lbs

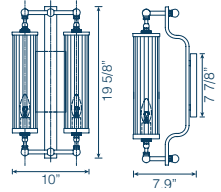




# REGIS

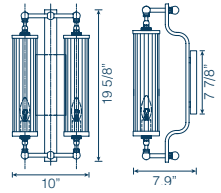
## K. 2 Light Wall Sconce

WS70036/2/AGB  
Aged Brass With Fluted Glass  
W:10" X H:19.6" X E:7.9"  
2 X Candelabra Base



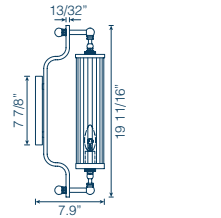
## L. 2 Light Wall Sconce

WS70037/2/PN  
Polished Nickel With Fluted Glass  
W:10" X H:19.6" X E:7.9"  
2 X Candelabra Base



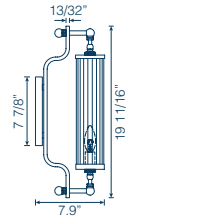
## M. 1 Light Wall Sconce

WS70034/1/AGB  
Aged Brass With Fluted Glass  
W:4" X H:19.7" X E:7.9"  
1 X Candelabra Base



## N. 1 Light Wall Sconce

WS70035/1/PN  
Polished Nickel With Fluted Glass  
W:4" X H:19.6" X E:7.9"  
1 X Candelabra Base



K.



L.



M.

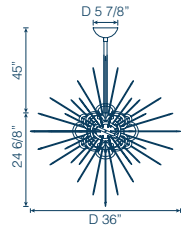


N.

# FLARE

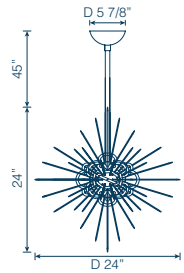
## A. 10 Light Chandelier

CD10265/10/PN  
 Polished Nickel With Acrylic  
 D:36" X H:38.5"  
 8 X Candelabra Base  
 Rods: 1x3" 1x6" 3x12"  
 Weight: 28 lbs



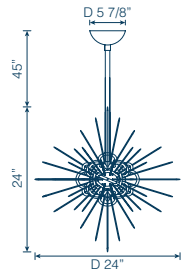
## B. 8 Light Chandelier

CD10266/8/AGB  
 Aged Brass With Acrylic  
 D:24" X H:26.4"  
 8 X Candelabra Base  
 Rods: 1x3" 1x6" 3x12"  
 Weight: 11 lbs



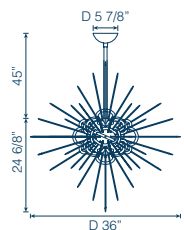
## C. 8 Light Chandelier

CD10267/8/PN  
 Polished Nickel With Acrylic  
 D:24" X H:26.4"  
 8 X Candelabra Base  
 Rods: 1x3" 1x6" 3x12"  
 Weight: 11 lbs



## D. 10 Light Chandelier

CD10264/10/AGB  
 Aged Brass With Acrylic  
 D:36" X H:38.5"  
 8 X Candelabra Base  
 Rods: 1x3" 1x6" 3x12"  
 Weight: 28 lbs



A.



B.



C.



D.

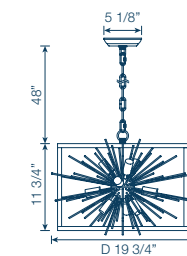




# BURST

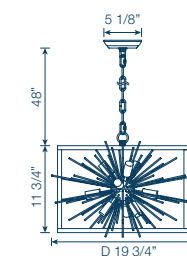
## A. 10 Light Chandelier

CD10172/10/AGB+MBK  
 Aged Brass + Matte Black  
 D: 19.75" X H: 13.75"  
 10 X Candelabra Base  
 Chain: 6 ft  
 Weight: 13.6 lbs



## B. 10 Light Chandelier

CD10222/10/PN+MBK  
 Polished Nickel + Matte Black  
 D: 19.75" X H: 13.75"  
 10 X Candelabra Base  
 Chain: 6 ft  
 Weight: 13.6 lbs



A.

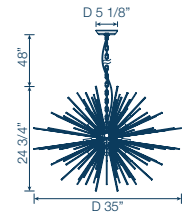


B.

# BURST

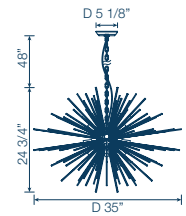
## C. 12 Light Chandelier

CD10156/12/AGB  
Aged Brass  
D:35" X H:24.75"  
12 X Candelabra Base  
Chain: 6 ft  
Weight: 28.7 lbs



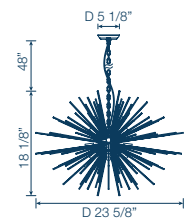
## D. 12 Light Chandelier

CD10157/12/PN  
Polished Nickel  
D:35" X H:24.75"  
12 X Candelabra Base  
Chain: 6 ft  
Weight: 28.7 lbs



## E. 12 Light Chandelier

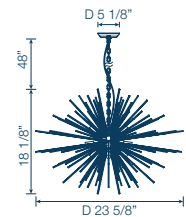
CD10158/12/AGB  
Aged Brass  
D:23.6" X H:19.11"  
12 X Candelabra Base  
Chain: 6 ft  
Weight: 19.8 lbs



E.

## F. 12 Light Chandelier

CD10159/12/PN  
Polished Nickel  
D:23.6" X H:19.11"  
12 X Candelabra Base  
Chain: 6 ft  
Weight: 19.8 lbs



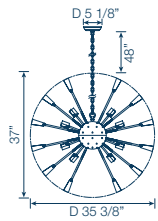
F.



# MUSE

## A. 18 Light Chandelier LED

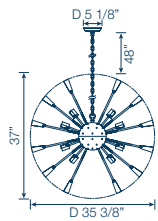
CD10164/18/AGB+MBK  
Aged Brass + Matte Black  
With Glass Cubes  
D:35.4" X H:37"  
18 X Medium Base  
Chain: 6 ft  
Weight: 23 lbs



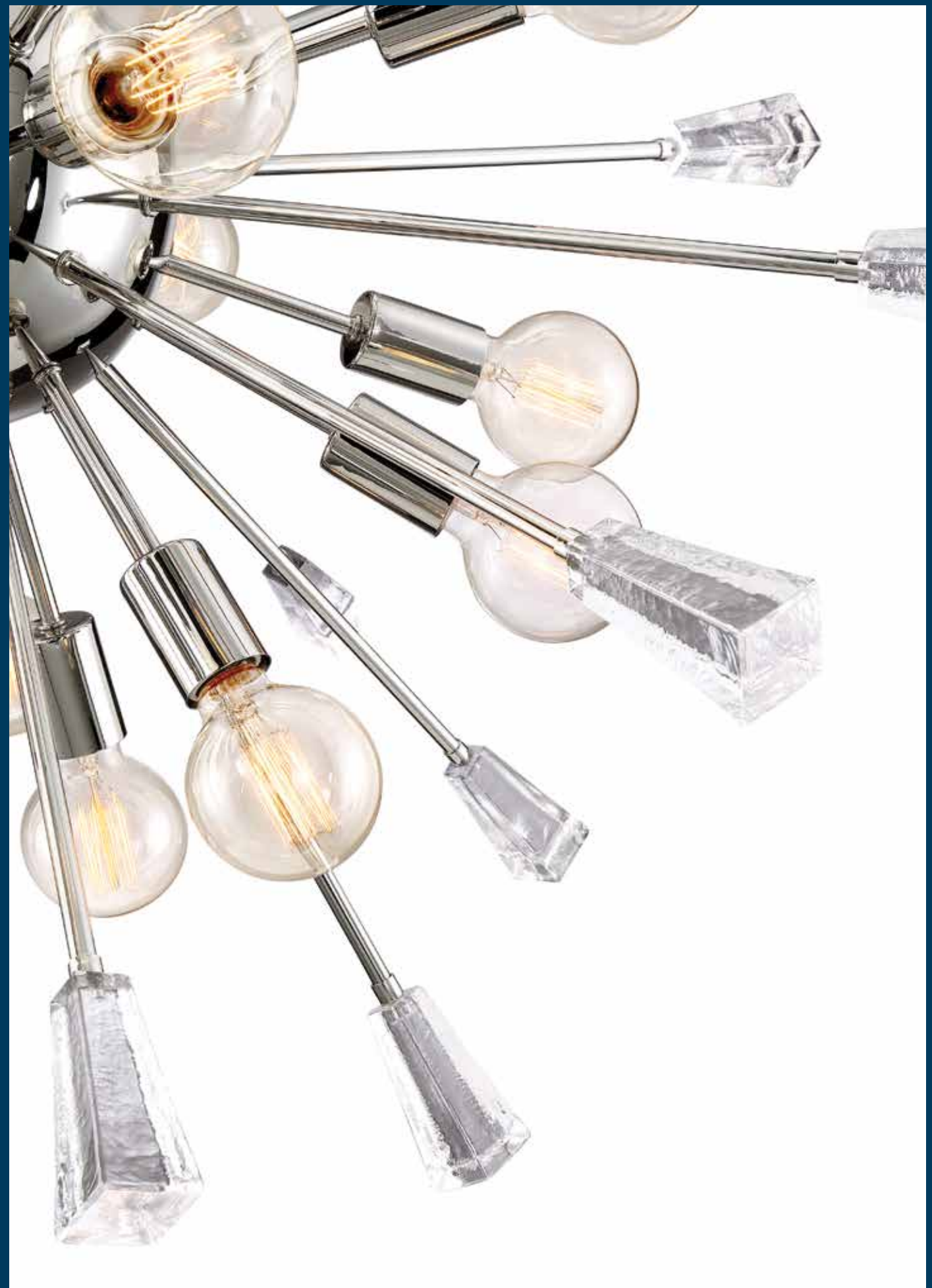
A.

## B. 18 Light Chandelier LED

CD10167/18/PN  
Polished Nickel  
With Glass Cubes  
D:35.4" X H:37"  
18 X Medium Base  
Chain: 6 ft  
Weight: 23 lbs



B.

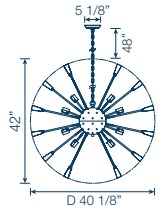




# MUSE

## C. 24 Light Chandelier

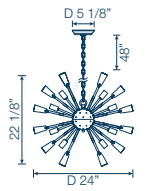
CD10166/24/PN  
 Polished Nickel  
 With Glass Cubes  
 D:40.16" X H:42"  
 24 X Medium Base  
 Chain: 6 ft  
 Weight: 29.5 lbs



C.

## D. 12 Light Chandelier

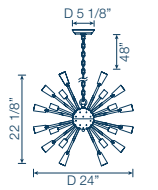
CD10165/12/AGB+MBK  
 Aged Brass + Matte Black  
 With Glass Cubes  
 D:24" X H:23.13"  
 12 X Candelabra Base  
 Chain: 6 ft  
 Weight: 12.8 lbs



D.

## E. 12 Light Chandelier

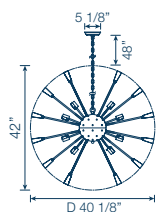
CD10168/12/PN  
 Polished Nickel  
 With Glass Cubes  
 D:24" X H:23.13"  
 12 X Candelabra Base  
 Chain: 6 ft  
 Weight: 12.8 lbs



E.

## F. 24 Light Chandelier

CD10163/24/AGB+MBK  
 Aged Brass + Matte Black  
 With Glass Cubes  
 D:40.16" X H:42"  
 24 X Medium Base  
 Chain: 6 ft  
 Weight: 29.5 lbs



F.

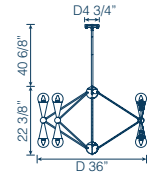




# CROSBY

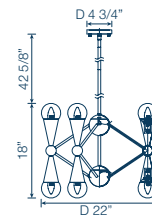
## A. 16 Light Chandelier

CD10170/16/AGB+MBK  
Aged Brass + Matte Black  
With White Acrylic Globes  
D:36" X H:22.5"  
16 X Candelabra Base  
Rods: 1x3" 1x6" 2x15"  
Weight: 30 lbs



## B. 12 Light Chandelier


CD10169/12/AGB+MBK  
Aged Brass + Matte Black  
With White Acrylic Globes  
D:22" X H:17.75"  
12 X Candelabra Base  
Rods: 1x3" 1x6" 2x15"  
Weight: 16 lbs



A.



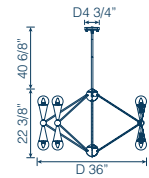
B.



# CROSBY

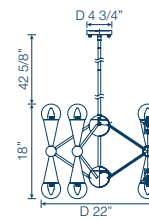
## C. 16 Light Chandelier

CD10221/16/PN+MBK  
 Polished Nickel + Matte Black With  
 White Acrylic Globes  
 D:36" X H:22.5"  
 16 X Candelabra Base  
 Rods: 1x3" 1x6" 2x15"  
 Weight: 30 lbs



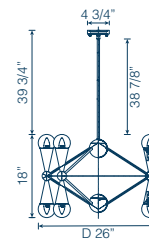
## D. 12 Light Chandelier

CD10220/12/PN+MBK  
 Polished Nickel + Matte Black With  
 White Acrylic Globes  
 D:22" X H:17.75"  
 12 X Candelabra Base  
 Rods: 1x3" 1x6" 2x15"  
 Weight: 16 lbs



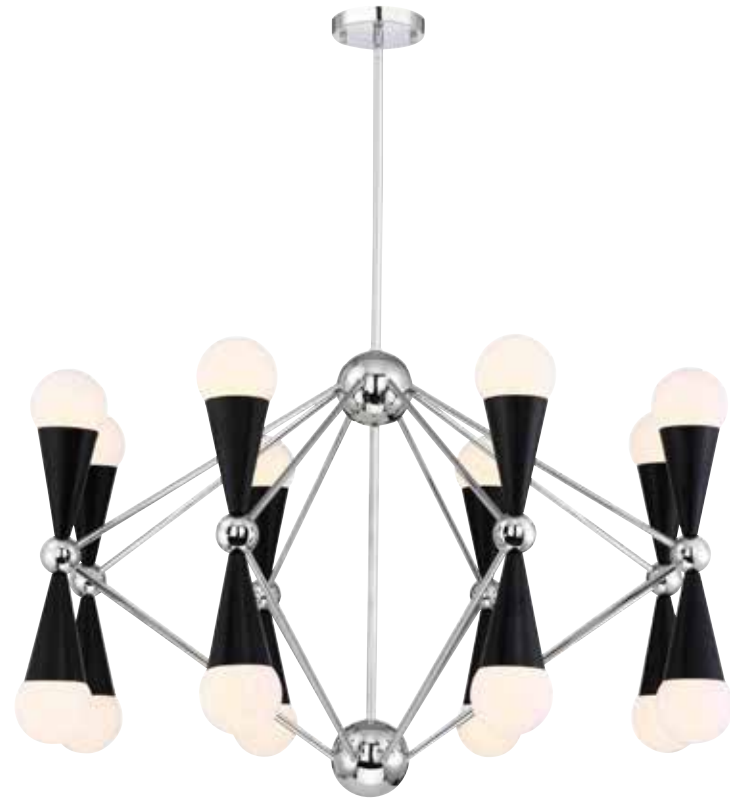
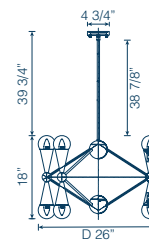
## E. 16 Light Chandelier

CD10299/16/AGB+MBK  
 Aged Brass + Matte Black With  
 White Acrylic Globes  
 D:26" X H:21"  
 16 X Candelabra Base  
 Rods: 1X3" 1X6" 2X15"  
 Weight: 23lbs



## F. 16 Light Chandelier

CD10300/16/PN+MBK  
 Polished Nickel + Matte Black With  
 White Acrylic Globes  
 D:26" X H:21"  
 16 X Candelabra Base  
 Rods: 1X3" 1X6" 2X15"  
 Weight: 23lbs



C.



E.



D.



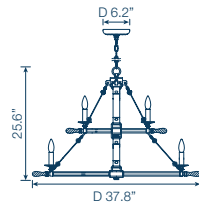
F.



# CARLISLE

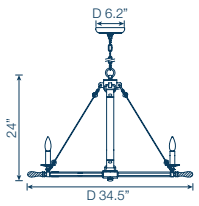
## A. 12 Light Chandelier

CD10162/12/AGB  
Aged Brass With Leather and Stained Wood  
D:37.8" X H:25.6"  
12 X Candelabra Base  
Chain: 8ft  
Weight: 29 lbs



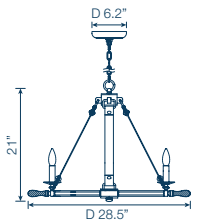
## B. 8 Light Chandelier

CD10161/8/AGB  
Aged Brass With Leather and Stained Wood  
D:34.5" X H:24"  
8 X Candelabra Base  
Chain: 8ft  
Weight: 19 lbs



## C. 6 Light Chandelier

CD10160/6/AGB  
Aged Brass With Leather and Stained Wood  
D:28.5" X H:21"  
6 X Candelabra Base  
Chain: 8ft  
Weight: 18 lbs



A.



B.



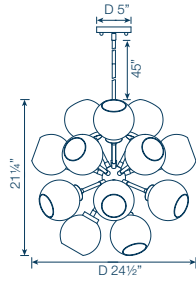
C.



# PIERRE

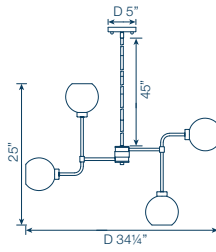
## A. 18 Light Chandelier

CD10198/18/PB+MBK  
Polished Brass + Matte Black  
With Glass  
D:24 1/2" X H:22 1/4"  
18 X Medium Base  
Rods: 1x3" 1x6" 3x12"  
Weight: 23 lbs



## B. 8 Light Chandelier


CD10199/8/PB+MBK  
Polished Brass + Matte Black  
With Glass  
D:34" X H:26"  
8 X Medium Base  
Rods: 1x3" 1x6" 3x12"  
Weight: 10.74 lbs



A.



B.

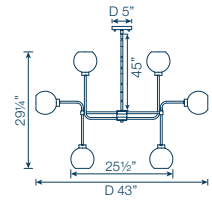




# PIERRE

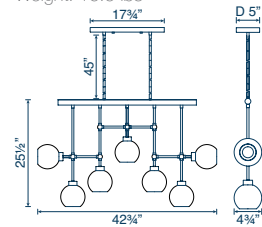
## C. 12 Light Chandelier

CD10200/12/PB+MBK  
 Polished Brass + Matte Black  
 With Glass  
 D:43" X H:30"  
 12 X Medium Base  
 Rods: 1x3" 1x6" 3x12"  
 Weight: 16.5 lbs



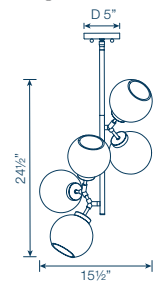
## D. 7 Light Chandelier

CD10291/7/PB+MBK  
 Polished Brass + Matte Black  
 With Glass  
 L:42.8" X W:4.8" X H:25.5"  
 7 X Medium Base  
 Rods: 2x3" 2x6" 6x12"  
 Weight: 16.5 lbs



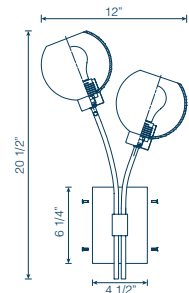
## E. 5 Light Pendant

P30076/5/PB+MBK  
 Polished Brass + Matte Black  
 With Glass  
 D:15 1/2" X H:25 1/2"  
 5 X Medium Base  
 Rods: 1x3" 1x6" 3x12"  
 Weight: 6.6 lbs



## F. 2 Light Wall Sconce

WS70029/2/PB+MBK  
 Polished Brass+ Matte Black With  
 Glass  
 W:12" X H:20.5" X E:7"  
 2 X Medium Base  
 Weight: 3.2 lbs



C.



D.



E.

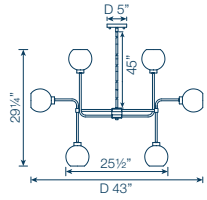


F.

# PIERRE

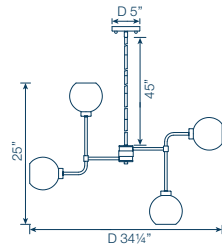
## G. 12 Light Chandelier

CD10223/12/PN+MBK  
 Polished Nickel+ Matte Black  
 With Glass  
 D:43" X H:30"  
 12 X Medium Base  
 Rods: 1x3" 1x6" 3x12"  
 Weight: 16.5 lbs



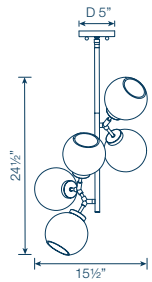
## H. 8 Light Chandelier

CD10224/8/PN+MBK  
 Polished Nickel+ Matte Black  
 With Glass  
 D:34" X H:26"  
 8 X Medium Base  
 Rods: 1x3" 1x6" 3x12"  
 Weight: 10.74 lbs



## I. 5 Light Pendant

P30090/5/PN+MBK  
 Polished Nickel+ Matte Black  
 With Glass  
 D:15 1/2" X H:25 1/2"  
 5 X Medium Base  
 Rods: 1x3" 1x6" 3x12"  
 Weight: 6.6 lbs




G.



H.



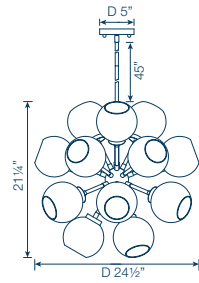
I.



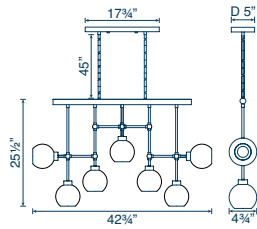


# PIERRE

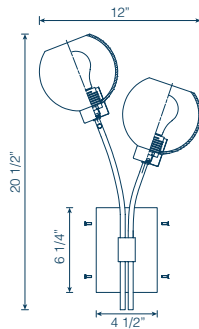
**J. 18 Light Chandelier**  
 CD10225/18/PN+MBK  
 Polished Nickel+ Matte Black  
 With Glass  
 D:24" X H:22.25"  
 18 X Medium Base  
 Rods: 1x3" 1x6" 3x12"  
 Weight: 23 lbs



**K. 7 Light Chandelier**  
 CD10292/7/PN+MBK  
 Polished Nickel + Matte Black  
 With Glass  
 L:42.8" X W:4.8" X H:25.5"  
 7 X Medium Base  
 Rods: 2x3" 2x6" 6x12"  
 Weight: 16.5 lbs



**L. 2 Light Wall Sconce**  
 WS70028/2/PN+MBK  
 Polished Nickel + Matte Black  
 With Glass  
 W:12" X H:20.5" X E:7"  
 2 X Medium Base  
 Weight: 3.2 lbs





J.



K.



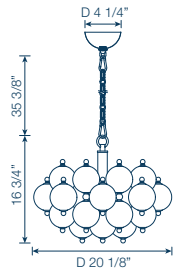
L.



# RONDURE

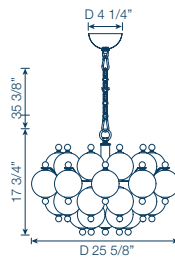
## A. 6 Light Chandelier

CD10173/6/PB  
 Polished Brass With Frosted Glass  
 D:20" X H:17 3/4"  
 6 X G9  
 Chain: 3ft  
 Weight: 17.6 lbs



## B. 10 Light Chandelier

CD10174/10/PB  
 Polished Brass With Frosted Glass  
 D:25 5/8" X H:18 3/4"  
 10 X G9  
 Chain: 3ft  
 Weight: 27.5 lbs



A.



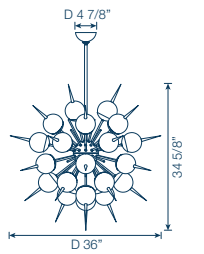
B.



# KARMA

## A. 31 Light Chandelier

CD10175/31/PB  
 Polished Brass With Opal White Glass  
 D:36" X H:36"  
 31 X G9  
 Rods: 1x3" 1x6" 3x12"  
 Weight: 46.2 lbs



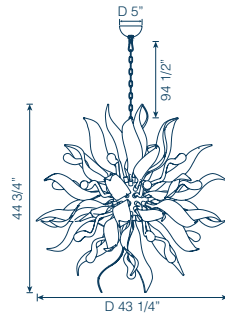
A.



# FLORENCE

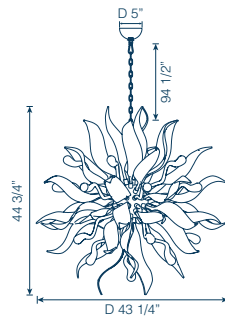
## A. 12 Light Chandelier

CD10237/12/PB  
Polished Brass With White Glass  
D:43 1/4" X H:44 3/4"  
12 X Candelabra Base  
8ft Chain  
Weight: 78.1 lbs



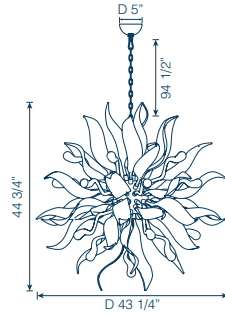
## B. 12 Light Chandelier

CD10238/12/PN  
Polished Nickel With White Glass  
D:43 1/4" X H:44 3/4"  
12 X Candelabra Base  
8ft Chain  
Weight: 78.1 lbs



## C. 12 Light Chandelier

CD10098/12/CH  
Chrome With Dark Amber+  
Amber-Glass  
D:43 1/4" X H:44 3/4"  
12 X Candelabra Base  
8ft Chain  
Weight: 78.1 lbs




A.



B.



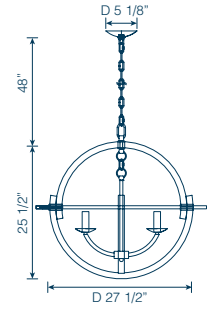
C.



# SOLSTICE

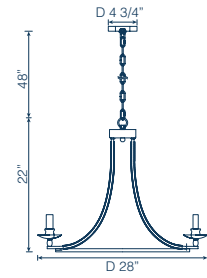
## A. 6 Light Chandelier

CD10075/6/PN-PW  
 Polished Nickel + Wood  
 D:27.5" X H:25.75"  
 6 X Candelabra Base  
 8ft Chain  
 Weight: 10.80 lbs



## B. 6 Light Chandelier

CD10074/6/PN-PW  
 Polished Nickel + Wood  
 D:28" X H:22.5"  
 6 X Candelabra Base  
 8ft Chain  
 Weight: 16.31 lbs



A.



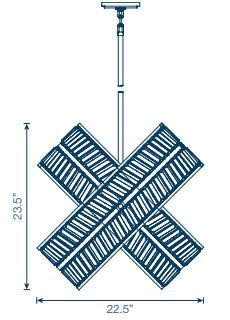
B.



# UNA

## A. 8 Light Chandelier

CD10072/8/PN  
 Polished Nickel  
 D:22.5" X H:23.5"  
 8 X Candelabra Base  
 Rods: 1X3" 1x6" 3x12"  
 Weight: 31.96 lbs



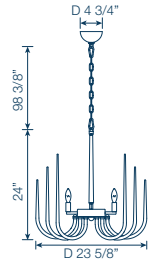
A.



# ASTORIA

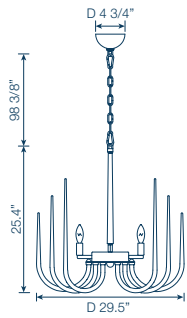
## A. 8 Light Chandelier

CD10176/8/CH  
 Chrome With Clear Glass  
 D:23.6" X H:25.5"  
 8 X Candelabra Base  
 Chain: 8ft  
 Weight: 15.4 lbs



## B. 12 Light Chandelier

CD10177/12/CH  
 Chrome With Glass  
 D:29.5" X H:26.4"  
 12 X Candelabra Base  
 Chain: 8ft  
 Weight: 22 lbs



A.



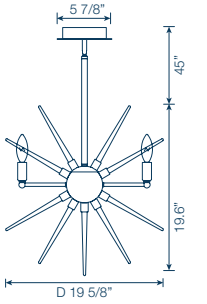
B.



# PULSAR

## A. 4 Light Chandelier

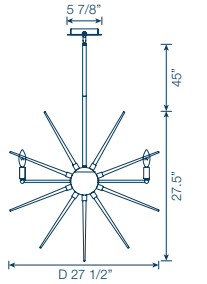
CD10178/4/CH  
 Chrome With Clear Glass  
 D:19.6" X H:19.6"  
 4 X Candelabra Base  
 Rods: 1x3" 1x6" 3x12"  
 Weight: 9.9 lbs



A.

## B. 6 Light Chandelier

CD10179/6/CH  
 Chrome With Clear Glass  
 D: 27.5" X H:27.5"  
 6 X Candelabra Base  
 Rods: 1x3" 1x6" 3x12"  
 Weight: 14.3 lbs



B.

# MISTHAVEN

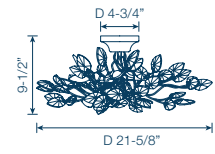
## A. 6 Light Chandelier

CD10101/6/SL-CL  
 Silver Leaf with Clear Crystal  
 D:30 3/4" X H:38"-55"  
 6 X Candelabra Base  
 Chain 12ft  
 Weight: 16.35 lbs



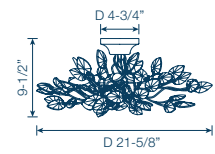
## B. 4 Light Semi Flush Mount

SF50004/4/SL-AGP/CC  
 Silver Leaf with Antique Gold Paint  
 and Champagne crystals  
 D:21 5/8" X H:9-1/2"  
 4 X Candelabra Base  
 Weight: 7.91 lbs



## C. 4 Light Semi Flush Mount

SF50004/4/SL-CL  
 Silver Leaf with Clear Crystal  
 D:21 5/8" X H:9-1/2"  
 4 X Candelabra Base  
 Weight: 7.91 lbs



A.



B.



C.





# MISTHAVEN



D.



F.



E.



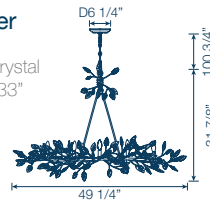
G.



H.

## D. 5 Light Chandelier

CD10102/5/SL-CL  
Silver Leaf with Clear Crystal  
L:49 1/4" X W:13" X H33"  
5 X Candelabra Base  
Chain 12ft  
Weight: 18.09 lbs



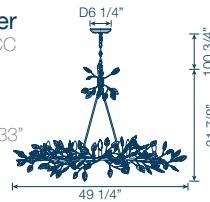
## E. 6 Light Chandelier

CD10101/6/SL-AGP/CC  
Silver Leaf with  
Antique Gold Paint and  
Champagne crystals  
D:30 3/4" X H:38"-55"  
6 X Candelabra Base  
Chain 12ft  
Weight: 16.35 lbs




## F. 5 Light Chandelier

CD10102/5/SL-AGP/CC  
Silver Leaf with  
Antique Gold Paint and  
Champagne crystals  
L:49 1/4" X W:13" X H33"  
5 X Candelabra Base  
Chain 12ft  
Weight: 18.09 lbs




## G. 2 Light Wall Sconce

WS70015/2/SL-CL  
Silver Leaf with Clear Crystal  
W:18-1/8" X H:10 5/8" X Ext: 7-1/2"  
2 x Candelabra Base  
Weight: 4.76 lbs



## H. 2 Light Wall Sconce


WS70015/2/SL-AGP-CC  
Silver Leaf with and  
Antique Gold Paint and  
Champagne crystals  
W:18-1/8" X H:10 5/8" X Ext: 7-1/2"  
2 x Candelabra Base  
Weight: 4.76 lbs



# MAXINE

## A. 1 Light Mini Pendant

MP40009/1/SL-AG-L  
Silver Leaf with Antique Gold  
D: 9" X H: 29"  
1 X Medium Base  
8ft Chain  
Weight: 9.48 lbs



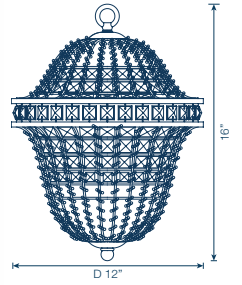
A.



# NOVEAU

## A. 3 Light Pendant

P30060/3/RAS  
Rusted Antique silver with Crystal  
D: 12" X H: 16"  
3 X Candelabra Base  
8ft Chain  
Weight: 12.76 lbs

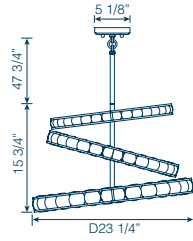




# IMBRIUM

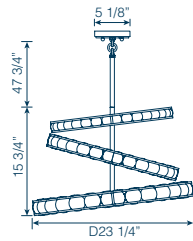
## A. 12 Light Chandelier

CD10069/12/SL  
Silver Leaf  
D:23.4" X H:15.75"  
12 X Candelabra Base  
Rods: 1x3" 1x6" 3x12"  
Weight: 51 lbs



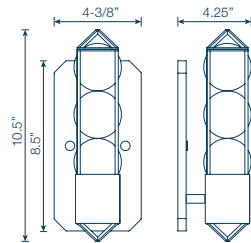
## B. 12 Light Chandelier

CD10069/12/CP-V  
Copper  
D:23.4" X H:15.75"  
12 X Candelabra Base  
Rods: 1x3" 1x6" 3x12"  
Weight: 51 lbs



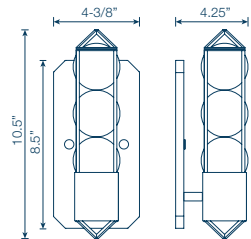
## C. 1 Light Wall Sconce

WS70009/1/SL  
Silver Leaf  
W:4.4" X H:11" X Ext: 4.4  
1 X G9  
Weight: 3.6 lbs



## D. 1 Light Wall Sconce

WS70009/1/CP-V  
Copper  
W:4.4" X H:11" X Ext: 4.4  
1 X G9  
Weight: 3.6 lbs



A.



B.



C.



Alternate Mounting Option



D.

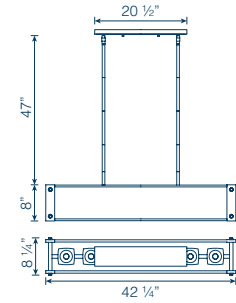


Alternate Mounting Option

# CAVERN

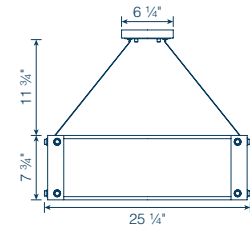
## A. 7 Light Chandelier

CD10151/7/SL  
 Silver Leaf With Clear Crystal  
 L:42.13" X W:8.25" X H:8"  
 7 X G9  
 Rods: 2x3" 2x6" 6x12"  
 Weight: 51.25 lbs



## B. 8 Light Chandelier

CD10152/8/SL  
 Silver Leaf With Clear Crystal  
 L:25.25" X W:25.25" X H:7.75"  
 8 X G9  
 Cable: 8ft  
 Weight: 53.8 lbs



A.



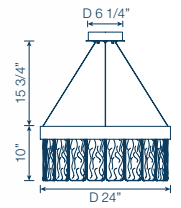
B.



# ARCTIC

## A. LED Chandelier **LED**

CD10153/LED/SLAG  
 Silver Leaf With Antique Gold  
 Paint  
 D:24" X H:10"  
 LED: 45.6W 5130 Lumens  
 3000K Dimmable  
 Cable: 8ft  
 Weight: 27.67 lbs



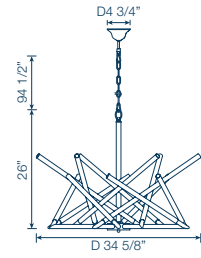
A.



# MATRIX

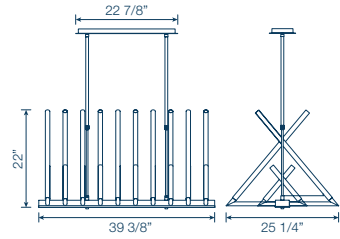
## A. 12 Light Chandelier

CD10093/12/CH  
 Chrome and Glass  
 D:34.8" X H:27"  
 12 X G9  
 8ft Chain  
 Weight: 26.4 lbs



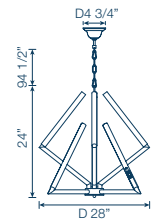
## B. 20 Light Chandelier

CD10094/20/CH  
 Chrome and Glass  
 L:39.5" X W:25.2" X H:22"-45"  
 20 X G9  
 Rods: 2x3" 2x6" 6x12"  
 Weight: 30.8 lbs



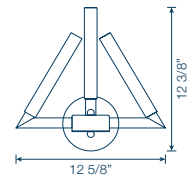
## C. 8 Light Chandelier

CD10092/8/CH  
 Chrome and Glass  
 D:28" X H:25"  
 8 X G9  
 8ft Chain  
 Weight: 9.9 lbs



## D. 3 Light Sconce

WS70011/3/CH  
 Chrome and Glass  
 W:9.8" X H:12.4" X Ext: 7.5"  
 3 X G9  
 Weight: 2.2 lbs



A.



B.



C.



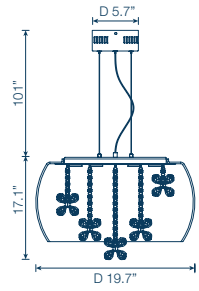
D.



# DESTINY

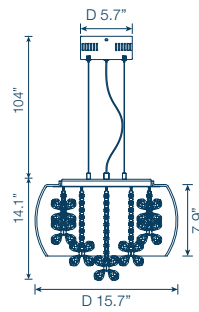
## A. LED Chandelier **LED**

CD10245/LED/CH  
Chrome With Glass Shade With Crystals  
D:19.7" X H:17.1"  
LED: 35W 2150 Lumens 3000K  
Cable: 10 ft  
Weight: 27.94 lbs



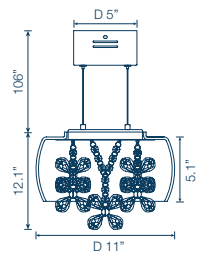
## B. LED Pendant **LED**

P30077/LED/CH  
Chrome With Glass Shade  
D:15.7" X H:14.1"  
LED: 24W 1900 Lumens 3000K  
Cable: 10 ft  
Weight: 15.6 lbs



## C. LED Mini Pendant **LED**

MP40027/LED/CH  
Chrome With Glass Shade With Crystals  
D:11" X H:12.1"  
LED: 12W 850 Lumens 3000K  
Cable: 10 ft  
Weight: 7.04 lbs




A.



B.



C.

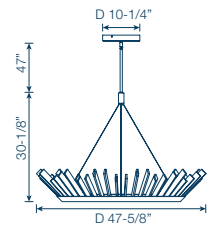




# HALO

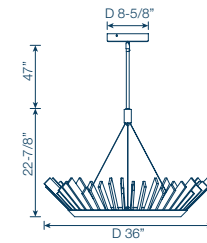
## A. LED Chandelier **LED**

CD10154/LED/SS  
Stainless Steel With Acrylic  
Sheets  
D:47.6" X H:31 1/8"  
LED: 57.5W 4750 Lumens  
3000K Dimmable  
Rods: 1x3" 1x6" 3x12"  
Weight: 35.12 lbs



## B. LED Chandelier **LED**

CD10149/LED/SS  
Stainless Steel With Acrylic  
Sheets  
D:36" X H:22 7/8"  
LED: 32W 3230 Lumens 3000K  
Dimmable  
Rods: 1x3" 1x6" 3x12"  
Weight: 25 lbs



A.



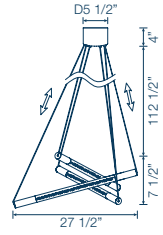
B.



# EMPIRE

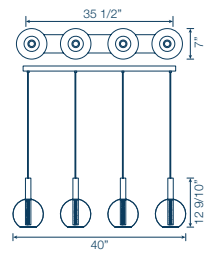
## A. LED Chandelier **LED**

CD10236/LED/CH  
 Chrome With Seeded Acrylic  
 L:30" X W:27.5" X H:7.5"  
 LED: 33W 3000 Lumens  
 3000K Dimmable  
 Cable:10 ft  
 Weight: 8.59 lbs



## B. 4 Light Mini Pendant **LED**

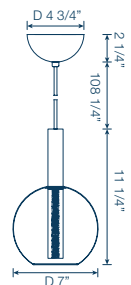
MP40030/LED/CH  
 Chrome With Seeded Acrylic  
 L:40" X W:7" X H:12.9"  
 LED: 20W 1880 Lumens 3000K  
 Dimmable  
 Cable: 10 ft  
 Weight: 9.02 lbs



A.

## C. LED Mini Pendant **LED**

MP40029/LED/CH  
 Chrome With Seeded Acrylic  
 D:7" X H:13"  
 LED: 5W 470 Lumens 3000K  
 Dimmable  
 Cable: 10 ft  
 Weight: 1.76 lbs



B.

C.





# EMPIRE



D.



E.



F.



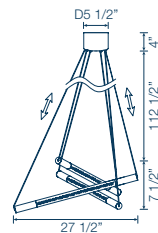
G.



H.

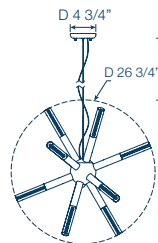
**D. LED Chandelier** LED

CD10235/LED/GB  
Golden Brass With Seeded Acrylic  
L:30" X W:27.5" X H:7.5"  
LED: 33W 3000 Lumens  
3000K Dimmable  
Cable: 10 ft  
Weight: 8.59 lbs



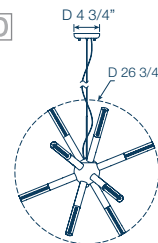
**E. LED Chandelier** LED

CD10197/LED/CH  
Chrome With Seeded Acrylic  
D:26.77" X H:25.5"  
LED: 66W 6000 Lumens  
3000K Dimmable  
Cable: 10 ft  
Weight: 9.35 lbs



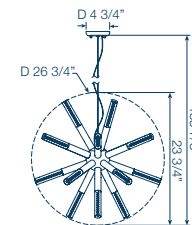
**F. LED Chandelier** LED

CD10233/LED/GB  
Golden Brass With Seeded Acrylic  
D:26.75" X H:24.5"  
LED: 66W 6000 Lumens  
3000K Dimmable  
Cable: 10 ft  
Weight: 9.35 lbs



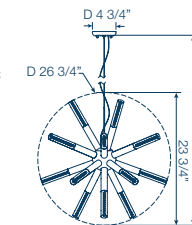
**G. LED Chandelier** LED

CD10234/LED/CH  
Chrome With Seeded Acrylic  
D:26.75" X H:24.5"  
LED: 99W 9000 Lumens  
3000K Dimmable  
Cable: 10 ft  
Weight: 12.33 lbs



**H. LED Chandelier** LED

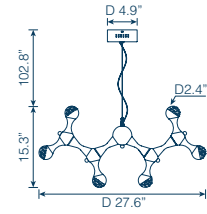
CD10232/LED/GB  
Golden Brass With Seeded Acrylic  
D:26" X H:24.5"  
LED: 99W 9000 Lumens  
3000K Dimmable  
Cable: 10 ft  
Weight: 9.5 lbs



# MOLECULE

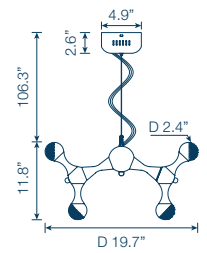
## A. LED Chandelier **LED**

CD10196/LED/CH  
 Chrome With Acrylic Shade  
 L:27.5" X W:27.5" X H:15.3"  
 LED: 33W 2600 Lumens 3000K  
 Dimmable  
 Cable: 8ft  
 Weight: 8.5 lbs



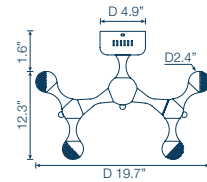
## B. LED Pendant **LED**

P30073/LED/CH  
 Chrome With Acrylic Shade  
 L:19.6" X W:19.6" X H:11.8"  
 LED: 19.8W 1500 Lumens  
 3000K Dimmable  
 Cable: 8ft  
 Weight: 5.3 lbs



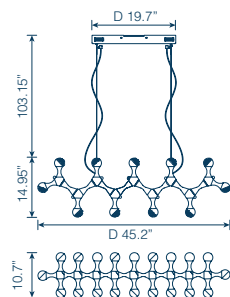
## C. LED Flush Mount **LED**

FM60042/LED/CH  
 Chrome With Acrylic Shade  
 L:19.6" X W:19.6" X H:12.3"  
 LED: 19.8W 1500 Lumens  
 3000K Dimmable  
 Weight: 5.3 lbs



## D. LED Chandelier **LED**

CD10190/LED/CH  
 Chrome With Acrylic Shade  
 L:45.2" X W:9" X H:14.95"  
 LED: 44W 3500 Lumens 3000K  
 Dimmable  
 Cable: 8ft  
 Weight: 11.6 lbs



A.



B.



C.

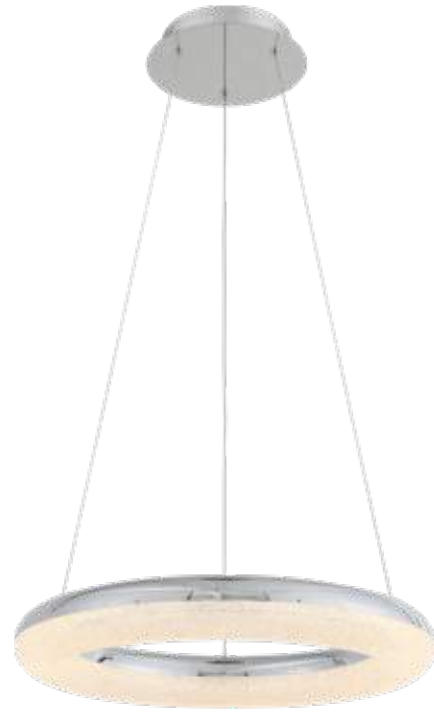


D.







# ORBIT



A.



B.



E.

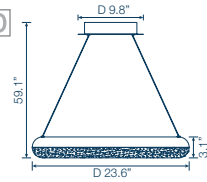


C.

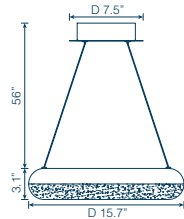


D.

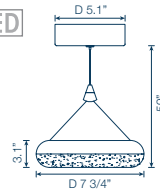
**A. LED Chandelier** **LED**  
 CD10248/LED/CH  
 Chrome with  
 Crushed Crystals  
 D:23.6" X H:5"  
 LED 26W 1750 Lumens  
 3000K  
 10 ft Adjustable Cable,  
 Dimmable Driver  
 Weight: 11.79 lbs



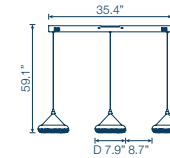
**B. LED Pendant** **LED**  
 P30088/LED/CH  
 Chrome with  
 Crushed Crystals  
 D:15.7" X H:5"  
 LED 20W 1550 Lumens  
 3000K  
 10 ft Adjustable Cable,  
 Dimmable Driver  
 Weight: 6.82 lbs



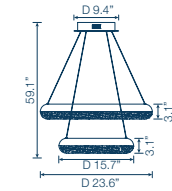
**C. LED Mini Pendant** **LED**  
 MP40033/LED/CH  
 Chrome with  
 Crushed Crystals  
 D:7.87" X H:8"  
 LED 8.5W 550 Lumens  
 3000K  
 10 ft Adjustable Cable,  
 Dimmable Driver  
 Weight: 6.75 lbs



**D. LED Mini Pendant** **LED**  
 MP40034/LED/CH  
 Chrome with  
 Crushed Crystals  
 L:35.4" X W:7.87" X H:9.3"  
 LED 25.5W 1450 Lumens  
 3000K  
 10 ft Adjustable Cable,  
 Dimmable Driver  
 Weight: 2.64 lbs



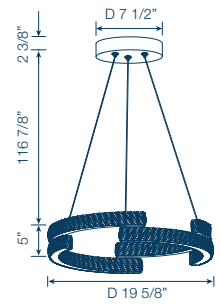
**E. LED Chandelier** **LED**  
 CD10249/LED/CH  
 Chrome with  
 Crushed Crystals  
 D:23.6" X H:5"  
 LED 46W 3300 Lumens  
 3000K  
 10 ft Adjustable Cable,  
 Dimmable Driver  
 Weight: 15.6 lbs



# SHIFT

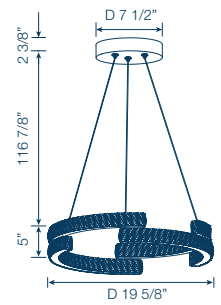
## A. LED Chandelier **LED**

CD10191/LED/CH  
 Chrome With Crystal  
 D:19.7" X H:7"  
 LED: 48W 3360 Lumens 3200K  
 Dimmable  
 Cable: 8ft  
 Weight: 16 lbs



## B. LED Chandelier **LED**

CD10192/LED/CH  
 Chrome With Crystal  
 D:19.7" X H:7"  
 LED: 48W 3600 Lumens 4000K  
 Dimmable  
 Cable: 8ft  
 Weight: 16 lbs



A.



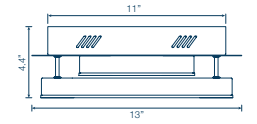
B.



# ODYSSEY


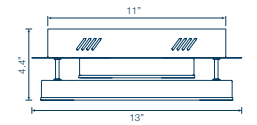
## A. LED Flush Mount **LED**

FM60043/LED/CH  
 Chrome With Crushed Crystal  
 L:13" X W:13" X H:4.4"  
 LED: 26W 1200 Lumens 3200K  
 Dimmable  
 Weight: 7.7 lbs




## B. LED Flush Mount **LED**

FM60044/LED/CH  
 Chrome With Crushed Crystal  
 L:13" X W:13" X H:4.4"  
 LED: 26W 1300 Lumens 4000K  
 Dimmable  
 Weight: 7.7 lbs



A.



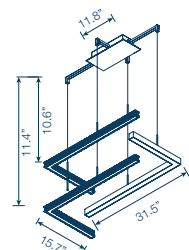
B.



# STELLARE

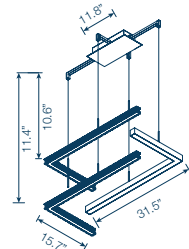
## A. LED Chandelier **LED**

CD10088/LED/CH-D  
 Chrome With Crystal  
 L:31.50" X W:15.75" X H: 1.57"-  
 114.17"  
 LED 49.8W 4980 Lumens 4000K  
 Dimmable driver, Adjustable cable  
 Weight: 22.93 lbs



## B. LED Chandelier **LED**

CD10089/LED/CH-D  
 Chrome With Crystal  
 L:31.50" X W:15.75" X H: 1.57"-  
 114.17"  
 LED/49.8W 4730 Lumens 3200K  
 Dimmable driver, Adjustable cable  
 Weight: 22.93 lbs



A.



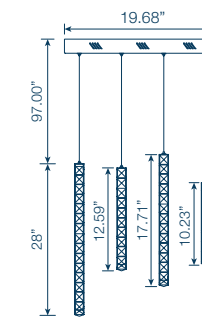
B.



# NORWOOD

## A. LED Chandelier **LED**

CD10107/LED/CH-D  
 Chrome and Crystal  
 L:19.68" X W:12" X H:28-55"  
 Remote LED 62W 4960 Lumens  
 3000K  
 Adjustable Cable, Dimmable  
 Driver  
 Weight: 15.43 lbs



A.

# HYPERION



A.



B.



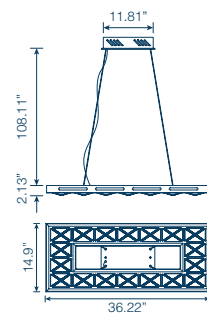
C.



D.

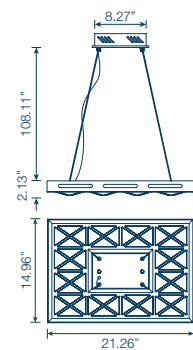
## A. LED Chandelier **LED**

CD10143/LED/CH-D  
 Chrome and Crushed Crystals  
 L:36.22" X W:14.96" X H:2.13"-110.24"  
 LED 51.84W 5544 Lumens 4000K  
 Adjustable Cable, Dimmable driver  
 Weight: 23.94 lbs



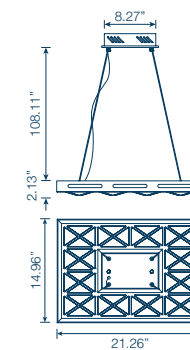
## B. LED Chandelier **LED**

CD10142/LED/CH-D  
 Chrome and Crushed Crystals  
 L:21.26" X W:14.96" X H:2.13"-110.24"  
 LED 34.56W 3360 Lumens 3200K  
 Adjustable Cable, Dimmable driver  
 Weight: 15.87 lbs



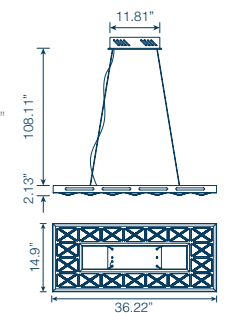
## C. LED Chandelier **LED**

CD10141/LED/CH-D  
 Chrome and Crushed Crystals  
 L:21.26" X W:14.96" X H:2.13"-110.24"  
 LED 34.56W 3696 Lumens 4000K  
 Adjustable Cable, Dimmable driver  
 Weight: 15.87 lbs



## D. LED Chandelier **LED**

CD10144/LED/CH-D  
 Chrome and Crushed Crystals  
 L:36.22" X W:14.96" X H:2.13"-110.24"  
 LED 51.84W 5040 Lumens 3200K  
 Adjustable Cable, Dimmable driver  
 Weight: 23.94 lbs

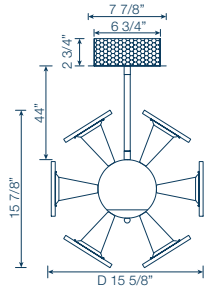




# QUASAR

## A. LED Pendant **LED**

P30054/LED/CH  
 Chrome and Glass  
 D:15.75" X H:20"-47.24"  
 LED 42W 2520 Lumens 3200K  
 Rods: 1x6" 3x12"  
 Weight: 17.6 lbs



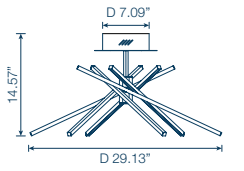
A.



# VOYAGER

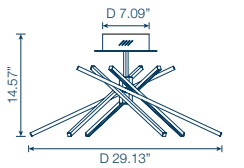
## A. LED Semi Flush **LED**

SF50008/LED/CH-D  
 Chrome  
 L:29.13" X W:27.17" X H:15.75"  
 LED 48W 1700 Lumens 4000K  
 Dimmable driver and adjustable  
 arms  
 Weight: 6.61 lbs



## B. LED Semi Flush **LED**

SF50009/LED/CH-D  
 Chrome  
 L:29.13" X W: 27.17" X H:15.75"  
 LED 48W 1400 Lumens 3200K  
 Dimmable driver and adjustable  
 arms  
 Weight: 6.61 lbs



A.

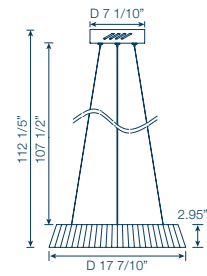


B.

# JANUS

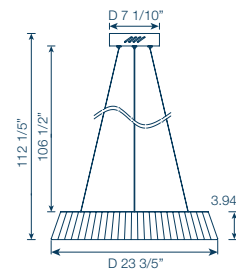
## A. LED Pendant **LED**

P30052/LED/WH-D  
 White/ White Shade and Crystal  
 D:17.72" X H:2.95"-112.20"  
 LED 24W 2340 Lumens 3200K  
 Adjustable Cable,,Dimmable  
 driver  
 Weight: 9.06 lbs



## B. LED Pendant **LED**

P30053/LED/WH-D  
 White/ White Shade and Crystal  
 D:23.62" X H:3.94" -112.20"  
 LED 36W 3150 Lumens 3200K  
 Adjustable Cable,,Dimmable  
 driver  
 Weight: 14.77 lbs



A.



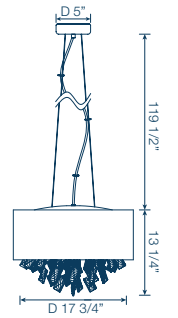
B.



# PAX

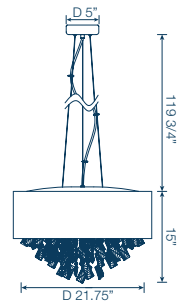
## A. 5 Light Pendant

P30078/5/CH  
 Chrome With Crystal  
 D:17.75" X H:15"  
 5 X G9  
 Cable: 10 ft  
 Weight: 8.9 lbs



## B. 7 Light Chandelier

CD10202/7/CH  
 Chrome With Crystal  
 D:21.6" X H:17"  
 7 X G9  
 Cable: 10 ft  
 Weight: 12.76 lbs



A.



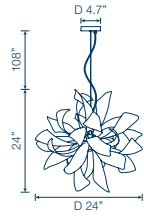
B.



# BLOSSOM

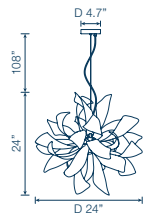
## A. 9 Light Chandelier

CD10262/9/S+MW  
Silver + Matte White  
D:24" X H:25"  
9 X G9  
5ft Adjustable Cable  
Weight: 4.4 lbs



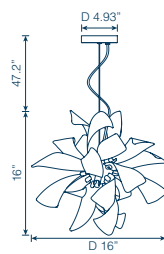
## B. 9 Light Chandelier

CD10263/9/BB+MW  
Brushed Brass + Matte White  
D:24" X H:25"  
9 X G9  
5ft Adjustable Cable  
Weight: 4.4 lbs



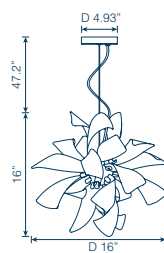
## C. 6 Light Pendant

P30085/6/S+MW  
Silver + Matte White  
D:16" X H:17"  
6 X G9  
5ft Adjustable Cable  
Weight: 3.5 lbs



## D. 6 Light Pendant

P30086/6/BB+MW  
Brushed Brass + Matte White  
D:16" X H:17"  
6 X G9  
5ft Adjustable Cable  
Weight: 3.5 lbs



A.



B.



C.



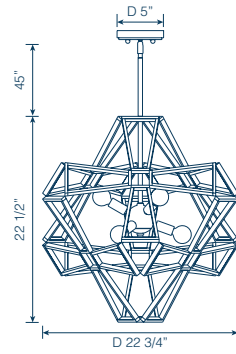
D.



# UNITY

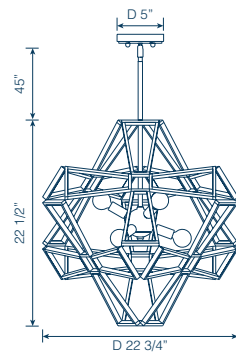
## A. 6 Light Chandelier

CD10146/6/CB-G  
Chestnut Bronze Exterior-Gold Interior  
D:22-1/2" X H:22-1/2"  
6 X Candelabra Base  
Rods: 1x3" 1x6" 3x12"  
Weight: 10.98 lbs



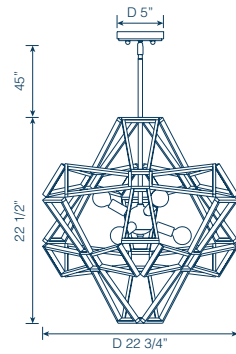
## B. 6 Light Chandelier

CD10230/6/SW-G  
Satin White Exterior-Gold Interior  
D:22-1/2" X H:22-1/2"  
6 X Candelabra Base  
Rods: 1x3" 1x6" 3x12"  
Weight: 10.98 lbs



## C. 6 Light Chandelier

CD10231/6/SW-SL  
Satin White Exterior-Silver Leaf Interior  
D:22-1/2" X H:22-1/2"  
6 X Candelabra Base  
Rods: 1x3" 1x6" 3x12"  
Weight: 10.98 lbs



A.



B.



C.

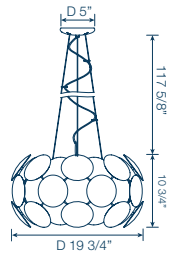




# CROWN

## A. 6 Light Chandelier

CD10188/6/GWH  
Gloss White  
D:19.7" X H:11.75"  
6 X G9  
Cable: 10 ft  
Weight: 10.3 lbs



A.

# CROWN



B.



C.



D.

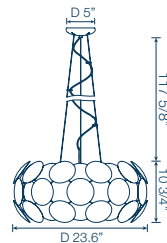


E.




F.


**B. 7 Light Chandelier**  
 CD10189/7/GWH  
 Gloss White  
 D:23.6" XH:12.1"  
 7 X G9  
 Cable: 10 ft  
 Weight: 13.1 lbs



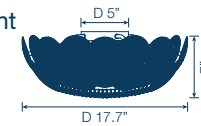
**C. 6 Light Chandelier**  
 CD10186/6/CH  
 Chrome With Crystal  
 D:19.75" XH:11"  
 6 X G9  
 Cable: 10 ft  
 Weight: 11 lbs



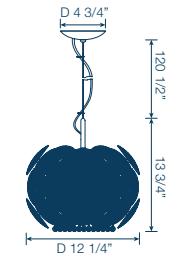
**D. 7 Light Chandelier**  
 CD10187/7/CH  
 Chrome With Crystal  
 D:23.25" XH:11.5"  
 7 X G9  
 Cable: 10 ft  
 Weight: 13.3 lbs



**E. 5 Light Flush Mount**  
 FM60041/5/CH  
 Chrome With Crystal  
 D:17.7" XH:7.5"  
 5 X G9  
 Weight: 6 lbs



**F. 3 Light pendant**  
 P30072/3/CH  
 Chrome With Crystal  
 D:12.25" XH:12.2"  
 3 X G9  
 Cable: 10 ft  
 Weight: 5.6 lbs

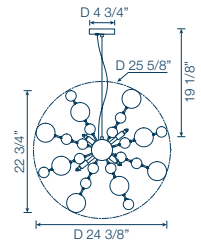




# PROTON

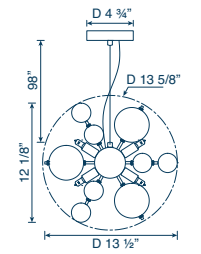
## A. 8 Light Chandelier

CD10140/8/CH  
 Chrome With Clear and Mirrored  
 Chrome Glass Balls  
 D:24 3/8" X H:23.8"-59"  
 8 X G9 Bulbs Inc  
 Adjustable Cable  
 Weight: 6 lbs



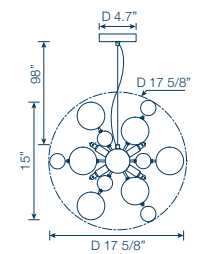
## B. 6 Light Pendant

P30049/6/CH  
 Chrome With Clear and Mirrored  
 Chrome Glass Balls  
 D:13.97" X H:13"-59"  
 6 X G9 Bulbs Included  
 Adjustable Cable  
 Weight: 4 lbs



## C. 6 Light Pendant

P30050/6/CH  
 Chrome With Clear and Mirrored  
 Chrome Glass Balls  
 D:17.71" X H:16"-59"  
 6 X G9 Bulbs Included  
 Adjustable Cable  
 Weight: 5.5 lbs



A.



B.

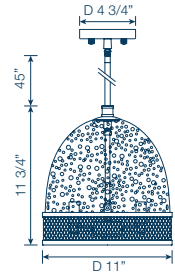


C.

# THEIA

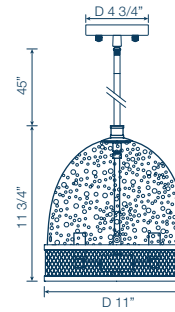
## A. 3 Light Pendant

P30035/3/MSL  
Matte Silver with Brass Candle sleeves and hardware  
D:11" X H:12.25"  
3 X Candelabra Base  
Rods: 1x3" 1x6" 3x12"  
Weight: 9.68 lbs



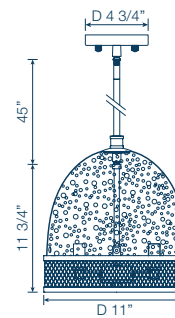
## B. 3 Light Pendant

P30035/3/MGD  
Matte Gold with Brass Candle sleeves and hardware  
D:11" X H:12.25"  
3 X Candelabra Base  
Rods: 1x3" 1x6" 3x12"  
Weight: 9.68 lbs



## C. 3 Light Pendant

P30035/3/DBZ  
Dark Bronze with Brass Candle sleeves and hardware  
D:11" X H:12.25"  
3 X Candelabra Base  
Rods: 1x3" 1x6" 3x12"  
Weight: 9.68 lbs



A.



B.



C.





# HELIOS



A.



B.



C.

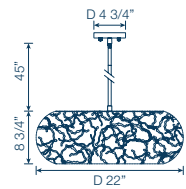


D.

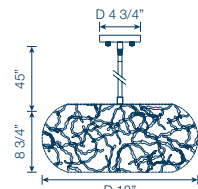


E.

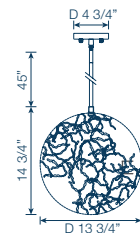
**A. 8 Light Chandelier**  
 CD10030/8/SN  
 Satin Nickel  
 D:22" X H:9"  
 8 X Candelabra Base  
 Rods: 1x3" 1x6" 3x12"  
 Weight: 7.5 lbs



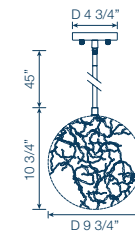
**B. 6 Light Pendant**  
 P30039/6/SN  
 Satin Nickel  
 D:18" X H:9"  
 6 X Candelabra Base  
 Rods: 1x3" 1x6" 3x12"  
 Weight: 6 lbs



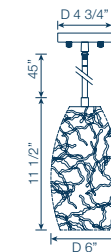
**C. 3 Light Pendant**  
 P30038/3/SN  
 Satin Nickel  
 D:13.75" X H:14"  
 3 X Candelabra Base  
 Rods: 1x3" 1x6" 3x12"  
 Weight: 5 lbs



**D. 1 Light Pendant**  
 P30037/1/SN  
 Satin Nickel  
 D:9.75" X H:10"  
 1 X Medium Base  
 Rods: 1x3" 1x6" 3x12"  
 Weight: 3 lbs



**E. 1 Light Mini Pendant**  
 MP40024/1/SN  
 Satin Nickel  
 D:6" X H:12"  
 1 X Medium Base  
 Rods: 1x3" 1x6" 3x12"  
 Weight: 2.6 lbs





# HELIOS



A.



B.



C.



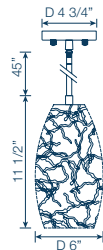
D.



E.

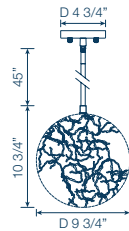
**A. 1 Light Mini Pendant**

MP40024/1/SG  
Matte Gold  
D:6" X H:12"  
1 X Medium Base  
Rods: 1x3" 1x6" 3x12"  
Weight: 4.4 lbs



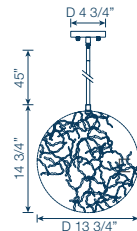
**B. 1 Light Pendant**

P30037/1/SG  
Matte Gold  
D:9.75" X H:10"  
1 X Medium Base  
Rods: 1x3" 1x6" 3x12"  
Weight: 4.84 lbs



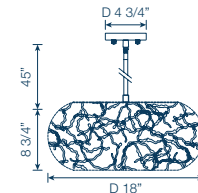
**C. 3 Light Pendant**

P30038/3/SG  
Matte Gold  
D:13.75" X H:14"  
3 X Candelabra Base  
Rods: 1x3" 1x6" 3x12"  
Weight: 7.92 lbs



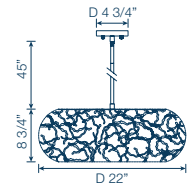
**D. 6 Light Pendant**

P30039/6/SG  
Matte Gold  
D:18" X H:9"  
6 X Candelabra Base  
Rods: 1x3" 1x6" 3x12"  
Weight: 9.02 lbs



**E. 8 Light Chandelier**

CD10030/8/SG  
Matte Gold  
D:22" X H:9"  
8 X Candelabra Base  
Rods: 1x3" 1x6" 3x12"  
Weight: 10,12 lbs

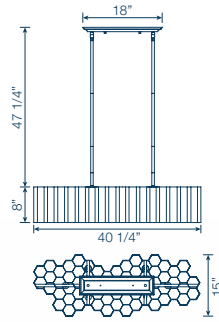




# HONEYCOMB

## A. 7 Light Chandelier

CD10103/7/HCG  
 Honeycomb Gold With Glass  
 L:40 1/4" X W:15" X H:9"  
 7 X Medium Base  
 Rods: 2x3" 2x6" 6x12"  
 Weight: 27.8 lbs

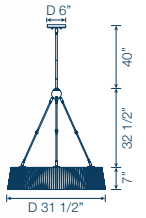


A.

# PLAIT

## A. 8 Light Chandelier

CD10105/8/PN  
 Polished Nickel  
 D:31-1/2" X H:32-1/2"  
 8 X Medium Base  
 Pleated Cream Shade  
 Rods: 1x3" 1x6" 3x12"  
 Weight: 26.9 lbs

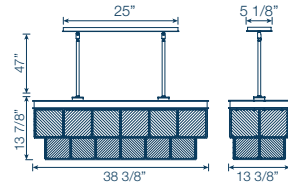


A.

# ADAMAN

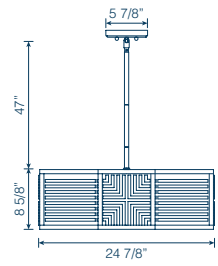
## A. 11 Light Chandelier

CD10099/11/RI  
Rustic Iron With Hand Poured Glass  
L:38-1/4" X W:13-1/2" X H:14.5"  
11 X Medium Base  
Rods: 2x3" 2x6" 6x12"  
Weight: 58.13 lbs



## B. 4 Light Chandelier

CD10145/4/RI  
Rustic Iron With Hand Poured Glass  
L:24.5" X W:24.5" X H:10"  
4 X Medium Base  
Rods: 1x3" 1x6" 3x12"  
Weight: 36.86 lbs



A.



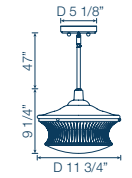
B.



# MAGISTER

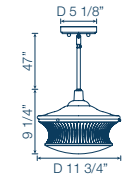
## A. 1 Light Pendant

P30044/1/DBZ  
Dark Bronze  
D:11.75" X H:10.25"  
1 X Medium Base  
Rods: 1x3" 1x6" 3x12"  
Weight: 9.96 lbs



## B. 1 Light Pendant

P30045/1/BN  
Brushed Nickel  
D:11.75" X H:10.25"  
1 X Medium Base  
Rods: 1x3" 1x6" 3x12"  
Weight: 9.96 lbs



A.



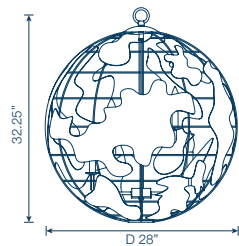
B.



# ATLAS

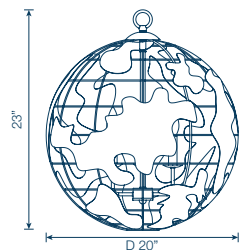
## A. 10 Light Chandelier

CD10114/10/BK-RAS  
 Black W/ Rusted Antique silver  
 D:28" X H:32-1/4"  
 10 X Candelabra Base  
 8ft Chain  
 Weight: 34.98 lbs



## B. 4 Light Chandelier

CD10113/4/BK-RAS  
 Black W/ Rusted Antique silver  
 D:20" X H:23"  
 4 X Candelabra Base  
 8ft Chain  
 Weight: 17.38 lbs



A.



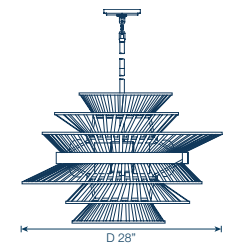
B.



# KAI

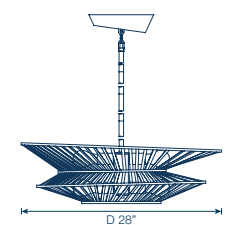
## A. 8 Light Chandelier

CD10120/8/ORB  
 Oil Rubbed Bronze  
 D:28" X H:18"  
 8 X Medium Base  
 Rods: 1x3" 1x6" 3x12"  
 Weight: 44 lbs



## B. 6 Light Chandelier

CD10121/6/ORB  
 Oil Rubbed Bronze  
 D:28" X H:9"  
 6 X Medium Base  
 Rods: 1x3" 1x6" 3x12"  
 Weight: 32.34 lbs



A.

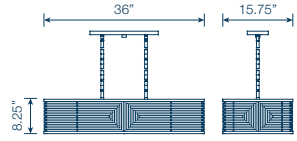


B.

# VICIS

## A. 6 Light Chandelier

CD10122/6/BZ/WD  
 Bronze and Stained Wood With  
 Brass Screen  
 L:36" X W:15.75" X H:8.25"  
 6 X Medium Base  
 Rods: 2x3" 2x6" 6x12"  
 Weight: 18.92

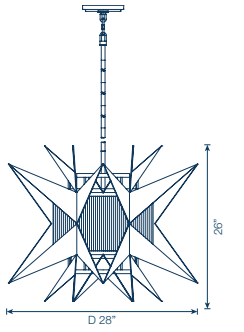


A.

# ASTRUM

## A. 8 Light Chandelier

CD10125/8/ORB  
 Oil Rubbed Bronze With Hand  
 Poured Glass  
 D:28" X H:26"  
 8 X Candelabra Base  
 Rods: 1x3" 1x6" 3x12"  
 Weight: 29.7 lbs



A.

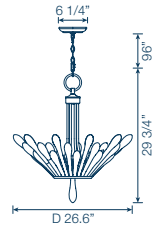




# GAMMA

## A. 6 Light Pendant

CD10147/6/SL  
 Silver Leaf  
 D:26.6" X H:29.75"  
 6 X Candelabra Base  
 Chain: 8ft  
 Weight: 22.6 lbs




A.



# AETAS

## A. 8 Light Chandelier

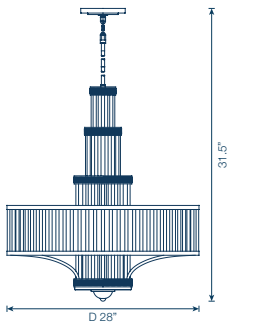
CD10127/8/ORB  
 Oil Rubbed Bronze  
 D:36" X H:46"  
 8 X Medium Base  
 Rods: 1x3" 1x6" 3x12"  
 Weight: 66 lbs



A.

## B. 6 Light Chandelier

CD10128/6/ORB  
 Oil Rubbed Bronze  
 D:28" X H:31-1/2"  
 6 X Medium Base  
 Rods: 1x3" 1x6" 3x12"  
 Weight: 49.94 lbs

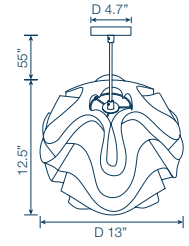


B.

# NAMI

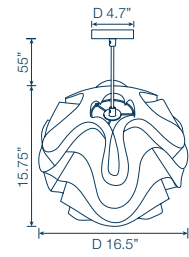
## A. 1 Light Mini Pendant

P30025M/1/CH-WH  
Chrome and White  
D:13" X H:14"  
1 X Medium Base  
5ft Adjustable cable  
Weight: 2.20 lbs




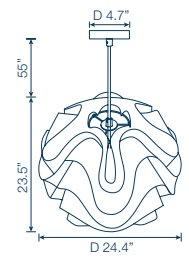
## B. 1 Light Pendant

P30024L/1/CH-WH  
Chrome and White  
D:16.5" X H:17"  
1 X Medium Base  
5ft Adjustable cable  
Weight: 3.31 lbs



## C. 1 Light Pendant

P30023XL/1/CH-WH  
Chrome and White  
D:24.4" X H:25"  
1 X Medium Base  
5ft Adjustable cable  
Weight: 6.61 lbs

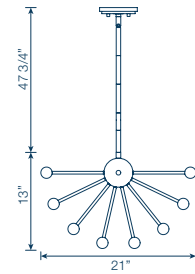




# EYE OF LONDON

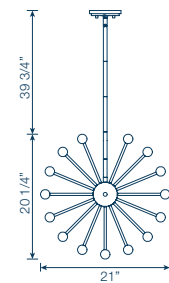
## A. 16 Light Chandelier

CD10180/16/PN  
 Polished nickel  
 L:21" X W:10.13" X H:14"  
 16 X Medium Base  
 Rods: 1x3" 1x6" 3x12"  
 Weight: 8.7 lbs



## B. 30 Light Chandelier


CD10181/30/PN  
 Polished nickel  
 L:21" X W:10.13" X H:21.25"  
 30 X Medium Base  
 Rods: 1x3" 1x6" 3x12"  
 Weight: 12.9 lbs



A.



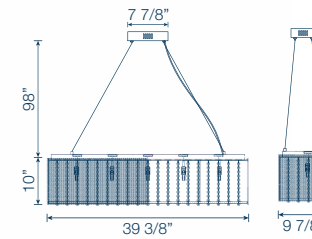
B.



# SPYRE

## A. LED Spots and 10 Light Chandelier LED

CD10086/LED-G9/10/CH  
 Chrome and Crystal  
 L:39.37" X W:9.84" X H:21.65"-59"  
 LED 45W 2700 Lumens 3200K-  
 10 X G9 LED Bulbs Included  
 Adjustable Cable  
 Weight: 17.6 lbs




A.

# ADELLE

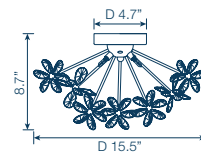
## A. 8 Light Chandelier

CD10207/8/CH  
Chrome With Crystal  
D:19.7" X H:24.3"  
8 X G9  
Rods: 1x3" 1x6" 3x12"  
Weight: 15.4 lbs



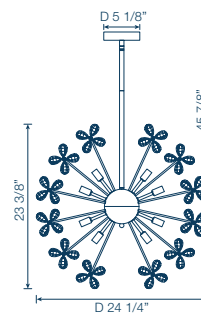
## B. 3 Light Flush Mount

FM60045/3/CH  
Chrome With Crystal  
D:15.5" X H:8.7"  
3 X G9  
Weight: 4.4 lbs



## C. 12 Light Chandelier

CD10206/12/CH  
Chrome With Crystal  
D:24.25" X H:25"  
12 X G9  
Rods: 1x3" 1x6" 3x12"  
Weight: 19.8 lbs



A.



B.



C.

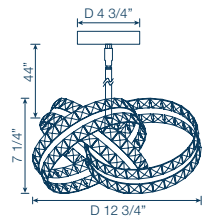




# KNOT

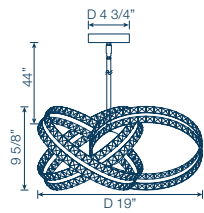
## A. 4 Light Semi Flush Mount

P30091/4/CH  
 Chrome and crystal  
 D:12.75" X H:11"  
 4 X G9 Bulbs Included  
 Rods: 1x3" 1x6" 3x12"  
 Weight: 6.6 lbs



## B. 6 Light Semi Flush Mount

P30092/6/CH  
 Chrome and crystal  
 D:19" X H:13"  
 6 X G9 Bulbs Included  
 Rods: 1x3" 1x6" 3x12"  
 Weight: 11 lbs



A.



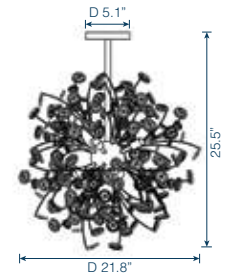
B.



# MEADOW

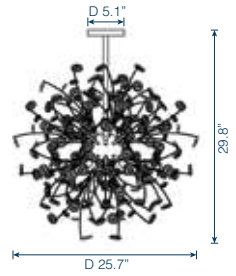
## A. 10 Light Chandelier

CD10204/10/CH  
 Chrome With Crystal  
 D:21.8" X H:25.5"  
 10 X G9  
 Rods: 1x3" 1x6" 3x12"  
 Weight: 22 lbs



## B. 12 Light Chandelier

CD10205/12/CH  
 Chrome With Crystal  
 D:25.7" X H:29.8"  
 12 X G9  
 Rods: 1x3" 1x6" 3x12"  
 Weight: 26.5 lbs



A.

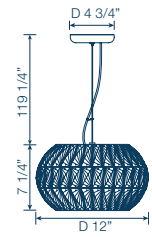


B.

# LUNAR

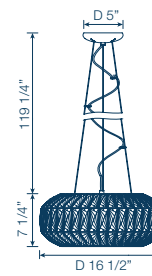
## A. 3 Light Pendant

P30079/3/CH  
 Chrome With Crystal  
 D:12" X H:8.5"  
 3 X G9  
 Cable: 10 ft  
 Weight: 10.67 lbs



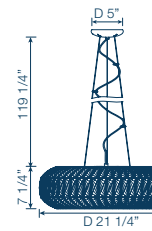
## B. 6 Light Pendant

P30080/6/CH  
 Chrome With Crystal  
 D:16.5" X H:8.5"  
 6 X G9  
 Cable: 10 ft  
 Weight: 17.49 lbs



## C. 9 Light Chandelier

CD10208/9/CH  
 Chrome With Crystal  
 D:21.25" X H:8.5"  
 9 X G9  
 Cable: 10 ft  
 Weight: 22.55 lbs



A.



B.



C.

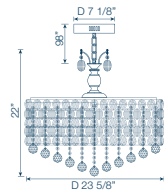




# BELLE

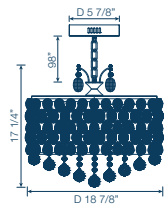
## A. LED Chandelier **LED**

CD10203/LED/CH  
 Chrome Crystal  
 D:23.65" X H:24"  
 LED: 36W 2900 Lumens 3000K  
 Dimmable  
 Chain: 8ft  
 Weight: 39.6 lbs



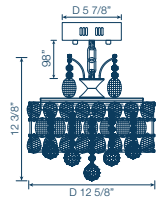
## B. LED Pendant **LED**

P30081/LED/CH  
 Chrome Crystal  
 D:18.88" X H:19.3"  
 LED: 27W 2200 Lumens 3000K  
 Dimmable  
 Chain: 8ft  
 Weight: 26 lbs



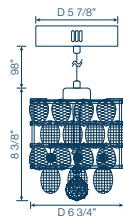
## C. LED Pendant **LED**

P30065/LED/CH  
 Chrome Crystal  
 D:12.65" X H:14"  
 LED: 24W 2000 Lumens 3000K  
 Dimmable  
 Chain: 8ft  
 Weight: 15.4 lbs



## D. LED Mini Pendant **LED**

MP40019/LED/CH  
 Chrome Crystal  
 D:6.75" X H:10"  
 LED: 8W 500 Lumens 3000K  
 Dimmable  
 Chain: 8ft  
 Weight: 5.7 lbs



A.



B.




C.



D.



A.



B.



C.



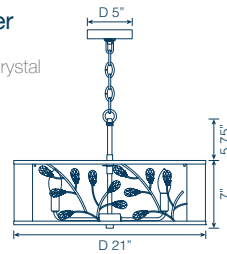
D.



E.

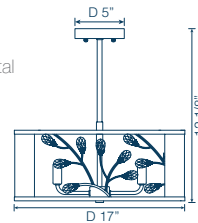
**A. 6 Light Chandelier**

CD10201/6/BNS  
Burnished Silver With Crystal  
D:21" X H:13"  
6 X Candelabra Base  
6 ft Chain  
Weight: 5.8 lbs



**B. 6 Light Pendant**

P30082/6/BNS  
Burnished Silver With Crystal  
D:17" X H:12"  
6 X Candelabra Base  
6 ft Chain  
Weight: 5.2 lbs



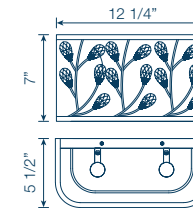
**C. 1 Light Pendant**

MP40032/1/BNS  
Burnished Silver With Crystal  
D:6.5" X H:8.3"  
1 X Medium Base  
6 ft Chain  
Weight: 3.28 lbs



**D. 2 Light Wall Sconce**

WS70026/2/BNS  
Burnished Silver With Crystal  
W:12.3" X H:7" X E:5.5"  
2 X Candelabra Base  
Weight: 1.84 lbs



**E. 1 Light Wall Sconce**

WS70027/1/BNS  
Burnished Silver With Crystal  
W:7" X H:8" X E:4"  
1 X Candelabra Base  
Weight: 1.52 lbs





# STRUTTURA



A.



B.



C.



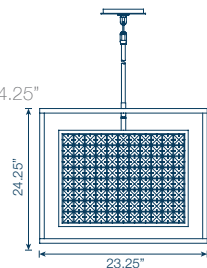
D.



E.

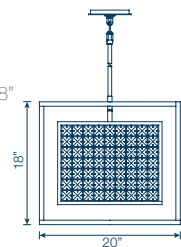
**A. 8 Light Chandelier**

CD10077/8/SS  
Stainless Steel  
L:23.25" X W:23.25" X H:24.25"  
8 X Candelabra Base  
Rods: 1x3" 1x6" 3x12"  
Weight: 3.83 lbs




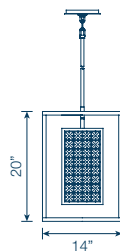
**B. 6 Light Chandelier**

CD10070/6/SS  
Stainless Steel  
L:20.13" X W:20.13" X H:18"  
6 X Candelabra Base  
Rods: 1x3" 1x6" 3x12"  
Weight: 28.88 lbs



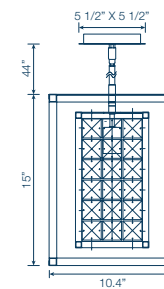
**C. 3 Light Pendant**

P30016/3/SS  
Stainless Steel  
L:14" X W:14" X H:20"  
3 X Candelabra Base  
Rods: 1x3" 1x6" 3x12"  
Weight: 16.31 lbs



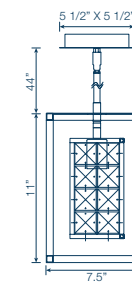
**D. 1 Light Pendant**

P30017/1/SS  
Stainless Steel  
L:10.4" X W:10.4" X H:15"  
1 X Medium Base  
Rods: 1x3" 1x6" 3x12"  
Weight: 11.68 lbs



**E. 1 Light Mini Pendant**

MP40013/1/SS  
Stainless Steel  
L:7.5" X W:7.5" X H:11"  
1 X Medium Base  
Rods: 1x3" 1x6" 3x12"  
Weight: 7 lbs



# PALAIS



A.



B.



C.



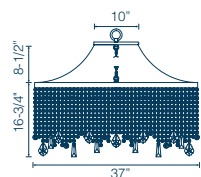
D.



E.


**A. 10 Light Chandelier**

CD10068/10/SL-AG-V  
Silver Leaf with Antique Gold  
L:37" X W:16" X H:28.75"  
10 X Candelabra Base  
8ft Chain  
Weight: 29.78 lbs




**B. 6 Light Mini Chandelier**

MC20010/6/SL-AG-V  
Silver Leaf with Antique Gold  
D:18.75" X H:25.25"  
6 X Candelabra Base  
8ft Chain  
Weight: 17.59 lbs




**C. 2 Light Wall Sconce**

WS70008/2/SL-AG-V  
Silver Leaf with Antique Gold  
W:7.75" X H:16.5" X Ext: 3.25"  
2 X Candelabra Base  
Weight: 2.95 lbs



**D. 1 Light Mini Pendant**

MP40010/1/SL-AG-V  
Silver Leaf with Antique Gold  
D:6.25" X H:15.75"  
1 X Medium Base  
Rods: 1X3" 1x6" 3x12"  
Weight: 4.32 lbs



**E. 1 Light Wall Sconce**

WS70007/1/SL-AG-V  
Silver Leaf with Antique Gold  
W:5.5" X H:22.5" X Ext: 5.75"  
1 X Candelabra Base  
Weight: 2.95 lbs





# CASCADE

## A. 1 Light Mini Pendant

MP40011/1.SL-B  
Silver Leaf Burnished  
D:9.25" X H:15.38"  
1 X Medium Base  
8ft Chain  
Weight: 4.43 lbs





A.

### Also Available:

MP40011/1/SW (Satin White finish)  
MP40011/1/SL (Silver Leaf finish)

## B. 4 Light Pendant

P30011/4/SL  
Silver Leaf  
D:18" X H:29"  
4 X Candelabra Base  
8ft Chain  
Weight: 13.05 lbs



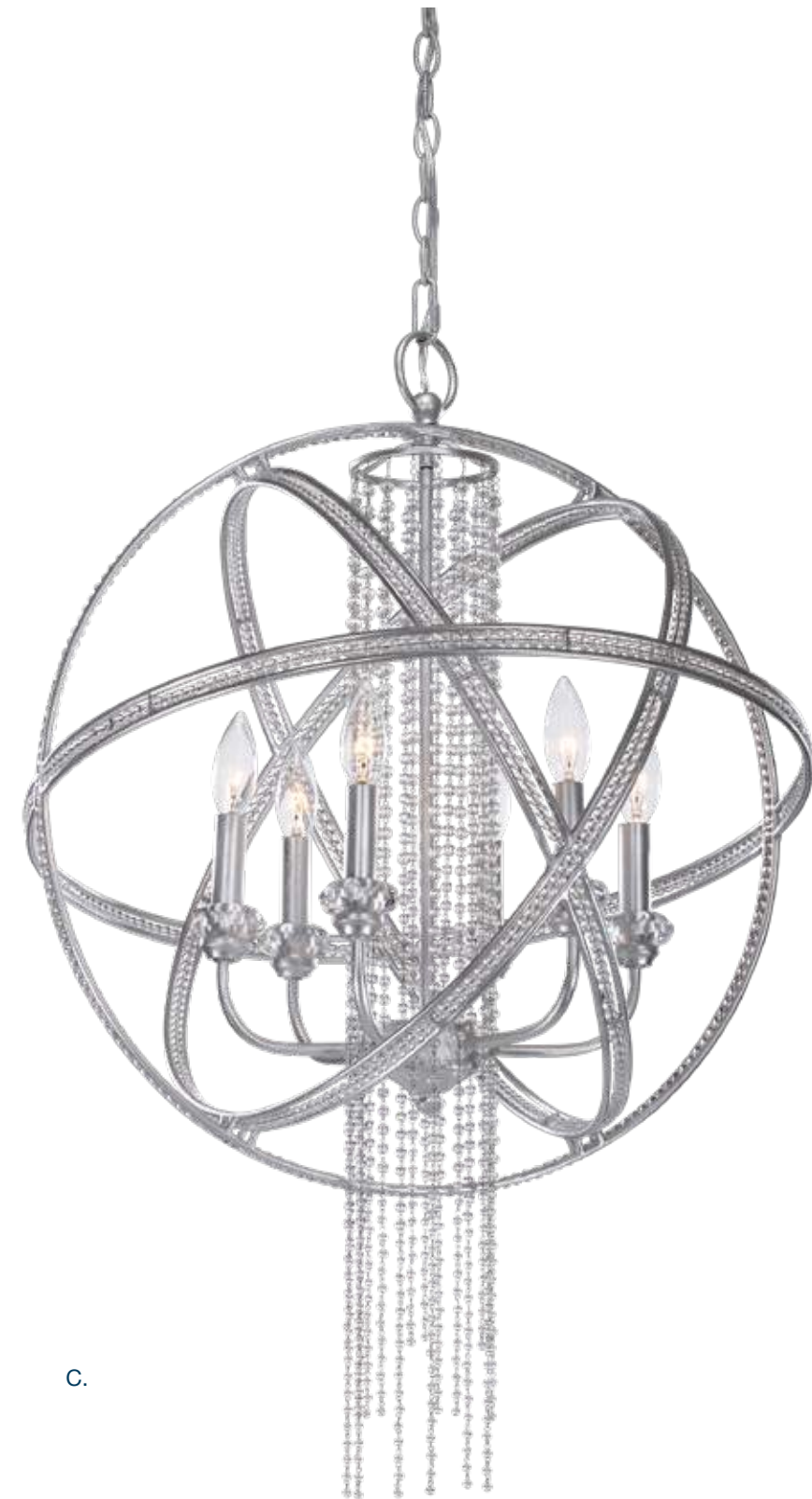

B.

### Also Available:

P30011/4/SW (Satin White finish)  
P30011/4/SL-B (Silver Leaf Burnished finish)

## C. 6 Light Pendant

P30012/6/SW  
Satin White  
D:22" X H:32.63"  
6 X Candelabra Base  
8ft Chain  
Weight: 16.27 lbs



C.

### Also Available:

P30012/6/SL (Silver Leaf finish)  
P30012/6/SL-B (Silver Leaf Burnished finish)



A.



B.



C.

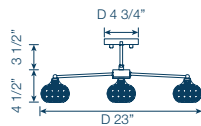


D.

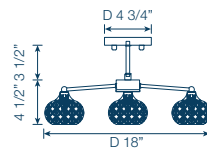


E.

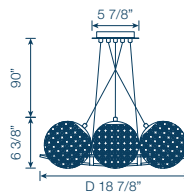
**A. 6 Light Semi Flush Mount**  
SF50005/6/CH  
Chrome and Crystal  
D:23" X H:8"  
6 X G9 Bulbs Included  
Weight: 6 lbs



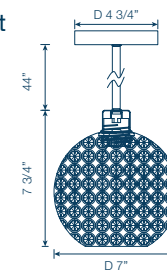
**B. 4 Light Semi Flush Mount**  
SF50005/4/CH  
Chrome and Crystal  
D:18" X H:8"  
4 X G9 Bulbs Included  
Weight: 3.64 lbs



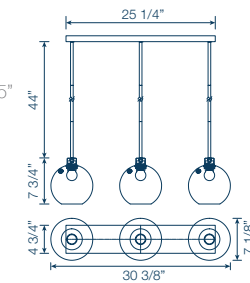
**C. 5 Light Chandelier**  
CD10083/5/CH  
Chrome and Crystal  
D 18.88" X H:15.7"-47.24"  
5 X G9 Bulbs Inc  
Adjustable Cable  
Weight: 17.8 lbs



**D. 1 Light Mini Pendant**  
MP40021/1/CH  
Chrome and Crystal  
D:7" X H:7.5"-32.5"  
1 X Medium Base  
Rods: 1x3" 1x6" 3x12"  
Weight: 2.65 lbs



**E. 3 Light Pendant**  
P30067/3/CH  
Chrome and Crystal  
L:30.38" X W:7" X H:7.5-32.5"  
3 X Medium Base  
Rods: 3x3" 3x6" 6x12"  
Weight: 7.7 lbs

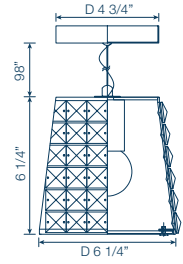




# RYDER

## A. 1 Light Mini Pendant

MP40022/1/CH  
 Chrome and Crystal  
 D:6.25" X H:7.5"  
 1 X Medium Base  
 Adjustable Cable  
 Weight: 3.85 lbs




A.



# EASTON

## A. 4 Light Mini Pendant

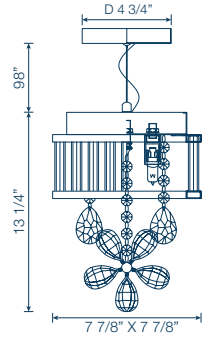
MP40020/4/CH-SM  
 Chrome With Smoke Crystal  
 L:8" X W8" X H:13.8"-61"  
 4 X G9 Bulb Inc  
 Adjustable Cable  
 Weight: 4.6 lbs



A.

## B. 4 Light Mini Pendant

MP40020/4/CH-CL  
 Chrome With Clear Crystal  
 L:8" X W8" X H:13.8"-61"  
 4 X G9 Bulb Inc  
 Adjustable Cable  
 Weight: 4.6 lbs

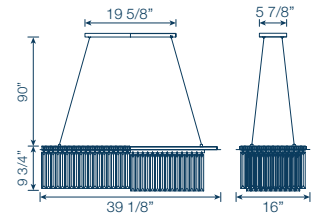


B.

# QUENTIN

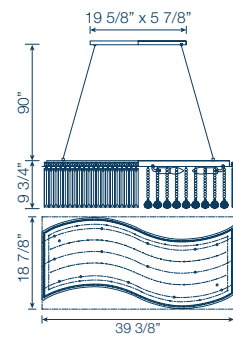
## A. 10 Light Chandelier

CD10133/10/CH  
 Chrome and Crystal  
 L:39" X W:16" X H:11.9" -51.27"  
 10 X Candelabra Base  
 Adjustable Cable  
 Weight: 37 lbs



## B. 12 Light Chandelier

CD10134/12/CH  
 Chrome and Crystal  
 L:39.38" X W:18.88" X H:11.9" -51.27"  
 12 X Candelabra Base  
 Adjustable Cable  
 Weight: 26 lbs



A.



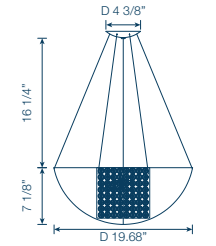
B.



# MONARCH

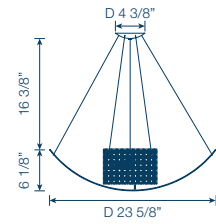
## A. 6 Light Chandelier

CD10084/6/CH  
 Chrome and Crystal  
 D:19.68" X H:10"-47.24"  
 6 X G9 Bulbs Included  
 Adjustable Cable  
 Weight: 8.4 lbs



## B. 8 Light Chandelier

CD10085/8/CH  
 Chrome and Crystal  
 D:23.62" X H:10"-47.24"  
 8 X G9 Bulbs Included  
 Adjustable Cable  
 Weight: 11.7 lbs



A.



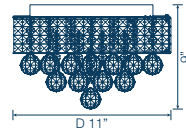
B.



# PALATIAL

## A. 4 Light Flush Mount

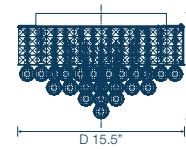
FM60014/4/CH  
 Chrome and Crystal  
 D:11" X H:11"  
 4 X Candelabra Base  
 Weight: 9.92 lbs



A.

## B. 6 Light Flush Mount

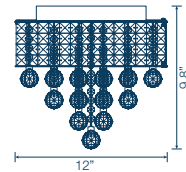
FM60015/6/CH  
 Chrome and Crystal  
 D:15.5" X H:12.2"  
 6 X Candelabra Base  
 Weight: 14.55 lbs



B.

## C. 4 Light Flush Mount

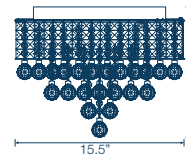
FM60016/4/CH  
 Chrome and Crystal  
 L:12" X W:12" X H:12.2"  
 4 X Candelabra Base  
 Weight: 16.53 lbs



D.

## D. 6 Light Flush Mount

FM60017/6/CH  
 Chrome and Crystal  
 L:15.5" X W:15.5" X H:12.2"  
 6 X Candelabra Base  
 Weight: 18.74



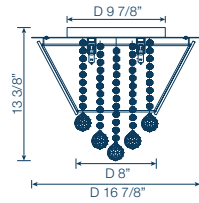
C.



# DALLAS

## A. 4 Light Flush Mount

FM60028/4/CH  
 Chrome and Crystal  
 D:16.88" X H:13.38"  
 4 X G9 Bulbs Included  
 Weight: 5 lbs



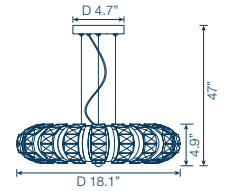
A.



# ETERNITY

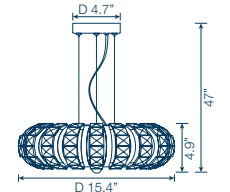
## A. 8 Light Pendant

P30022/8/CH  
 Chrome And Crystal  
 D:18.1" X H:6.75"-54"  
 8 X G9 Bulbs Included  
 5ft Adjustable cable  
 Weight: 11.02 lbs



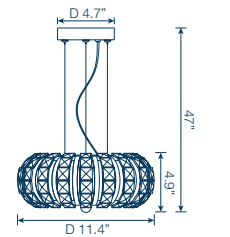
## B. 6 Light Pendant

P30021/6/CH  
 Chrome And Crystal  
 D:15.4" X H:6.5"-54"  
 6 X G9 Bulbs Included  
 5ft Adjustable cable  
 Weight: 8.82 lbs



## C. 4 Light Pendant

P30020/4/CH  
 Chrome And Crystal  
 D:11.4" X H:6.5"-53.5"  
 4 X G9 Bulbs Included  
 5ft Adjustable cable  
 Weight: 5.51 lbs



A.



B.




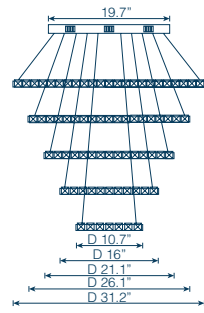
C.



# BLAIR

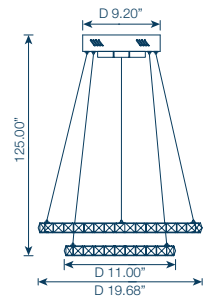
## A. LED Chandelier **LED**

CD10129/LED/CH-D  
 Chrome and Crystal  
 D:31.2" X H:16"-102"  
 LED 124W 9920 Lumens 3000K  
 Adjustable Cable, Dimmable  
 Driver  
 Weight: 37.48 lbs




## B. LED Chandelier **LED**

CD10130/LED/CH-D  
 Chrome and Crystal  
 D:19.68" X H:10.7"-55"  
 LED 44W 3520 Lumens 3000K  
 Adjustable Cable, Dimmable  
 Driver  
 Weight: 12 lbs

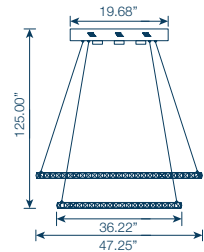


A.



## C. LED Chandelier **LED**

CD10132/LED/CH-D  
 Chrome and Crystal  
 L:47.25" X W:30" H:10-108"  
 LED 81W 6480 Lumens 3000K  
 Adjustable Cable, Dimmable  
 Driver  
 Weight: 24.25 lbs



C.

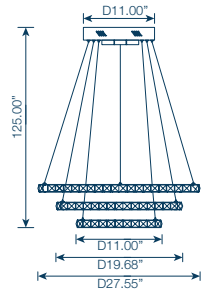


B.

# BLAIR

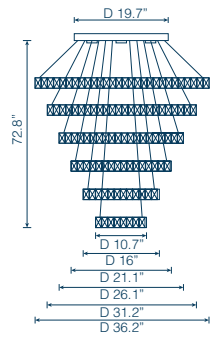
## D. LED Chandelier LED

CD10131/LED/CH-D  
 Chrome and Crystal  
 D:27.6" X H:12"-70.9"  
 LED 75W 6000 Lumens  
 3000K  
 Adjustable Cable,  
 Dimmable Driver  
 Weight: 19.84 lbs



## E. LED Chandelier LED

CD10090/LED/CH-D  
 Chrome and Crystal  
 D36.2" X H:10"-118"  
 LED 215W 17200  
 Lumens 3000K  
 Adjustable Cable,  
 Dimmable Driver  
 Weight: 53 lbs



D.



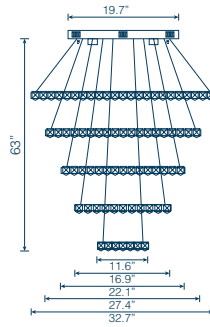
E.



# BLAIR

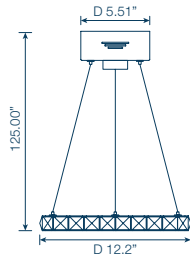
## F. LED Chandelier **LED**

CD10091/LED/CH-D  
 Chrome and Crystal  
 L:32.7" X W:32.7" X H:10"-98"  
 LED 140W 11200 Lumens 3000K  
 Adjustable Cable,  
 Dimmable Driver  
 Weight: 51 lbs



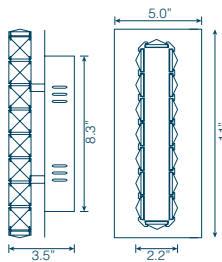
## G. LED Pendant **LED**

P30029/LED/CH-D  
 Chrome and Crystal  
 D:12" X H:10.7"-55"  
 LED 21W 1680 Lumens 3000K  
 Adjustable Cable,  
 Dimmable Driver  
 Weight: 5 lbs




## H. LED Wall Sconce **LED**

WS70018/LED/CH-D  
 Chrome and Crystal  
 W:5" X H:11" X Ext: 3.5"  
 LED 6W 480 Lumens 4000K  
 Dimmable Driver  
 Weight: 2.42 lbs



F.



A.



G.



H.

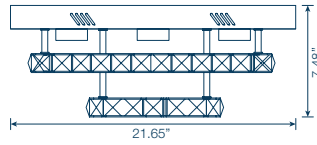


B.

# EMBER

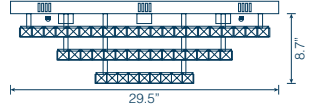
## A. LED Flush Mount **LED**

FM60021/LED/CH-D  
 Chrome and Crystal  
 L:21.65" X W:21.65" X H:7.48"  
 LED 78W 6240 Lumens 3000K  
 Dimmable Driver  
 Weight: 17.64 lbs



## B. LED Flush Mount **LED**

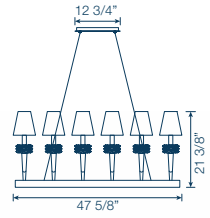
FM60022/LED/CH-D  
 Chrome and Crystal  
 D:29.5" X H:8.7"  
 LED 78W 6240 Lumens 4000K  
 Dimmable Driver  
 Weight: 31.96 lbs



# ABIGAIL

## A. 12 Light Chandelier

CD10095/12/CH  
 Chrome and Glass  
 L:47.6" X W:35.4" X H:21.3"-  
 117.3"  
 12 X Candelabra Base  
 8ft Adjustable Cable  
 Weight: 57.2 lbs



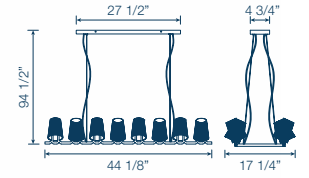
A.



# GLACIAL

## A. 16 Light Chandelier

CD10185/16/CH  
 Chrome With Ribbed Glass  
 L:44" X W:17.25" X H:7"  
 16 X G9  
 Cable: 8ft  
 Weight: 36.3 lbs



A.

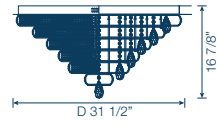




# IMPERIAL

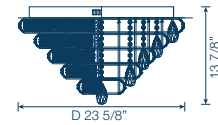
## A. LED Flush Mount **LED**

FM60023/LED/CH  
 Chrome and Crystal  
 D:31.5" X H:17"  
 LED 78W 4680 Lumens 3200K  
 Dimmable Driver  
 Weight: 54 lbs




## B. LED Flush Mount **LED**

FM60024/LED/CH  
 Chrome and Crystal  
 D:23.62" X H:13.8"  
 Remote LED 48W 2880 Lumens  
 3200K  
 Dimmable Driver  
 Weight: 33.5 lbs



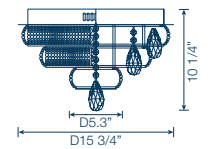
## C. LED Flush Mount **LED**

FM60026/LED/CH  
 Chrome and Crystal  
 D:19.67" X H:12.60"  
 LED 33W 1980 Lumens 3200K  
 Dimmable Driver  
 Weight: 22 lbs



## D. LED Flush Mount **LED**

FM60027/LED/CH  
 Chrome and Crystal  
 D:15.74" X H:10.24"  
 LED 18W 1080 Lumens 3200K  
 Dimmable Driver  
 Weight: 12 lbs



A.



B.



C.

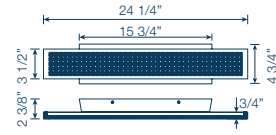


D.

# POLAR

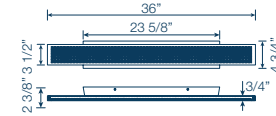
## A. LED Wall Sconce **LED**

WS70022/LED/CH  
 Chrome With Crushed Crystal  
 W:24" X H:4.75" X Ext: 2.4"  
 LED: 12W 1000 Lumens 3000K  
 Weight: 6.4 lbs



## B. LED Wall Sconce **LED**

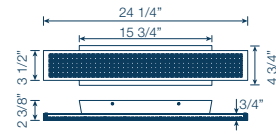
WS70023/LED/CH  
 Chrome With Crushed Crystal  
 W:36" X H:4.75" X Ext: 2.4"  
 LED: 18W 1500 Lumens 3000K  
 Weight: 8.6 lbs



Also Available

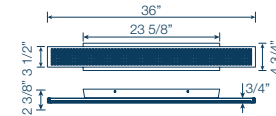
## C. LED Wall Sconce **LED**

WS70024/LED/CH  
 Chrome With Crushed Crystal  
 W:24" X H:4.75" X Ext: 2.4"  
 LED: 12W 1000 Lumens 4000K  
 Weight: 6.4 lbs



## D. LED Wall Sconce **LED**

WS70025/LED/CH  
 Chrome With Crushed Crystal  
 W:36" X H:4.75" X Ext: 2.4"  
 LED: 18W 1500 Lumens 4000K  
 Weight: 8.6 lbs



A.



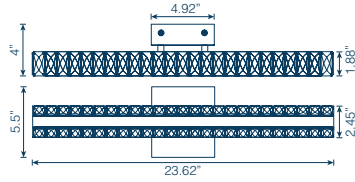
B.



# GEMINI

## A. LED Vanity/Sconce Mounts Vertically and Horizontally **LED**

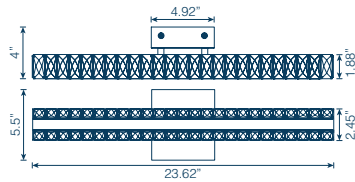
WS70016/LED/CH-D  
 Chrome With Crystal  
 W:23.62" X H:4.92" X Ext: 3.94"  
 LED 16.8W, 1764 Lumens  
 4000K  
 Dimmable driver  
 Weight: 5.29 lbs



A.

## B. LED Vanity/Sconce Mounts Vertically and Horizontally **LED**

WS70017/LED/CH-D  
 Chrome With Crystal  
 W:23.62" X H:4.92" X Ext: 3.94"  
 LED 16.8W, 1512 Lumens  
 3200K  
 Dimmable driver  
 Weight: 5.29 lbs



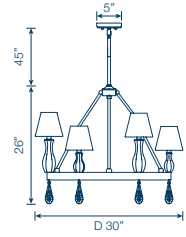
B.



# SOPHIA

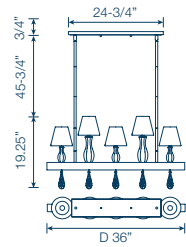
## A. 6 Light Chandelier

CD10065/6/CH  
 Chrome with Crystal  
 D:30" X H:26"  
 6 X Candelabra Base  
 Rods: 1x3" 1x6" 3x12"  
 Weight: 21.38 lbs



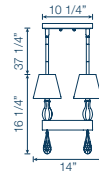
## B. 5 Light Chandelier

CD10065/5/CH  
 Chrome With Crystal  
 L:36" X W:5.75" X H:19.25"  
 5 X Candelabra Base  
 Rods: 2x3" 2x6" 6x12"  
 Weight: 19.62 lbs



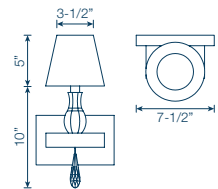
## C. 4 Light mini Chandelier

MC20011/4/CH  
 Chrome With Crystal  
 L:14" X W:14" X H:16.25"  
 4 X Candelabra Base  
 Rods: 1x3" 1x6" 3x12"  
 Weight: 15.80 lbs



## D. 1 Light Sconce

WS70010/1/CH  
 Chrome With Crystal  
 W:7.5" X H:15.5" Ext: 7"  
 1 X Candelabra  
 Weight: 3.17 lbs



A.



B.



C.

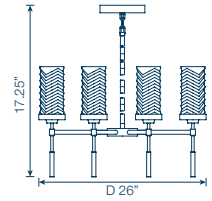


D.

# TRITICUS

## A. 6 Light Chandelier

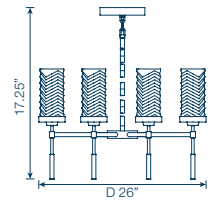
CD10116/6/AB  
Antique Brass With Glass  
D:26" X H:17-1/4"  
6 X Medium Base  
Rods: 1x3" 1x6" 3x12"  
Weight: 28.16 lbs



A.

## B. 6 Light Chandelier

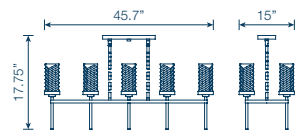
CD10117/6/BN  
Brushed Nickel With Glass  
D:26" X H:17-1/4"  
6 X Medium Base  
Rods: 1x3" 1x6" 3x12"  
Weight: 28.16 lbs



B.

## C. 10 Light Chandelier

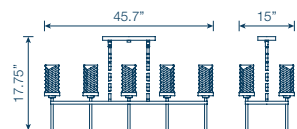
CD10118/10/AB  
Antique Brass With Glass  
L:45 5/8" X W:15" X H:17-3/4"  
10 X Medium Base  
Rods: 2x3" 2x6" 6x12"  
Weight: 36.74 lbs



C.

## D. 10 Light Chandelier

CD10119/10/BN  
Brushed Nickel With Glass  
L:45 5/8" X W:15" X H:17-3/4"  
10 X Medium Base  
Rods: 2x3" 2x6" 6x12"  
Weight: 36.74 lbs



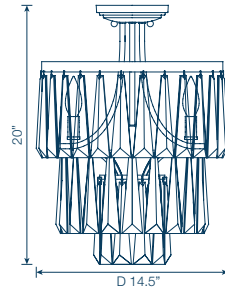
D.



# RAFFINATO

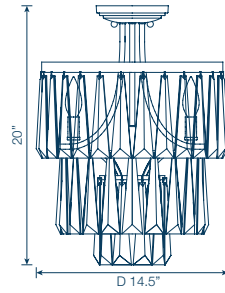
## A. 4 Light Semi Flush Mount

SF50003/3+1/BP  
Painted Bronze  
D:14.5" X H:20"  
4 X Candelabra Base  
Weight: 12.12 lbs



## B. 4 Light Semi Flush Mount

SF50003/3+1/PN  
Polished Nickel  
D:14.5" X H:20"  
4 X Candelabra Base  
Weight: 12.12 lbs



A.



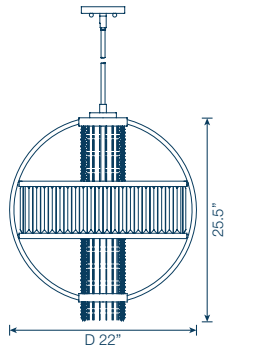
B.



# METROPOLIS

## A. 4 Light Chandelier

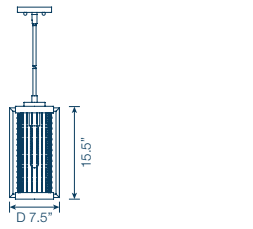
CD10073/4/PN  
Polished Nickel  
D:22" X H:25.5"  
4 X Candelabra Base  
Rods: 1x3" 1x6" 3x12"  
Weight: 22.70 lbs



A.

## B. 1 Light Mini Pendant

MP40014/1/PN  
Polished Nickel  
D:7.5" X H:15.5"  
1 X Medium Base  
Rods: 1x3" 1x6" 3x12"  
Weight: 4.63bs

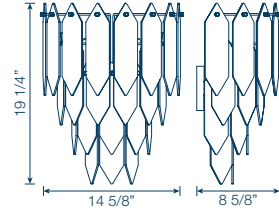


B.

# STRATUS

## A. 3 Light Wall Sconce

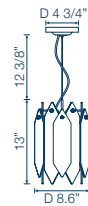
WS70012/3/CH-ABF  
 Chrome With Amber & Frosted  
 Glass  
 L: 14.6" X H: 19.25" X Ext: 8.6"  
 3 X Candelabra Base  
 Weight: 9.9 lbs



A.

## B. 1 Light Mini Pendant

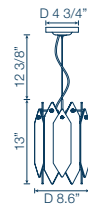
MP40026/1/CH-ABF  
 Chrome With Amber & Frosted  
 Glass  
 D: 8.6" X H: 14" - 120"  
 1 X Medium Base  
 9 ft Adjustable Cable  
 Weight: 5.06 lbs



B.

## C. 1 Light Mini Pendant

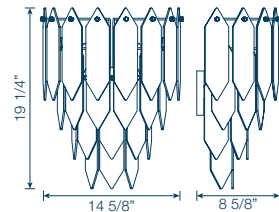
MP40026/1/CH-SMF  
 Chrome With Smoke & Frosted  
 Glass  
 D: 8.6" X H: 14" - 120"  
 1 X Medium Base  
 9 ft Adjustable Cable  
 Weight: 5.06 lbs



C.

## D. 3 Light Wall Sconce

WS70012/3/CH-SMF  
 Chrome With Smoke & Frosted  
 Glass  
 L: 14.6" X H: 19.25" X Ext: 8.6"  
 3 X Candelabra Base  
 Weight: 9.9 lbs



D.

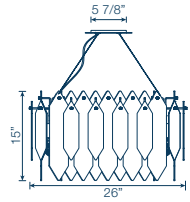




# STRATUS

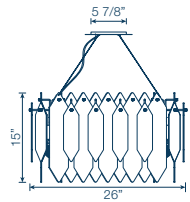
## E. 8 Light Chandelier

CD10097/8/CH-ABF  
 Chrome With Amber & Frosted  
 Glass  
 L:26" X W:26" X H:15"-123"  
 8 X Medium Base  
 9 ft Adjustable Cable  
 Weight: 37.4 lbs



## F. 8 Light Chandelier

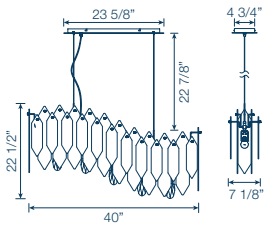
CD10097/8/CH-SMF  
 Chrome Frame Smoke & Frosted  
 Glass  
 L:26" X W:26" X H:15"-123"  
 8 X Medium Base  
 9 ft Adjustable Cable  
 Weight: 37.4 lbs



E.

## G. 6 Light Chandelier

CD10096/6/CH-ABF  
 Chrome With Amber & Frosted  
 Glass  
 L:40 X W:7" X H:22.5"-130.5"  
 6 X Medium Base  
 9 ft Adjustable Cable  
 Weight: 17.6 lbs

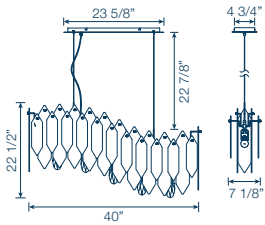


G.



## H. 6 Light Chandelier

CD10096/6/CH-SMF  
 Chrome With Smoke & Frosted  
 Glass  
 L:40 X W:7" X H:22.5"-130.5"  
 6 X Medium Base  
 9 ft Adjustable Cable  
 Weight: 17.6 lbs



F.



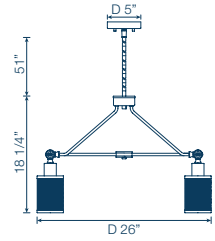
H.



# GEMINUS

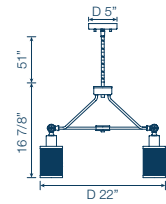
## A. 6 Light Chandelier

CD10182/6/BN  
 Brushed Nickel  
 D:26" X H:18.25"  
 6 X Medium Base  
 Rods: 1x3" 1x6" 3x12"  
 Weight: 9.15 lbs



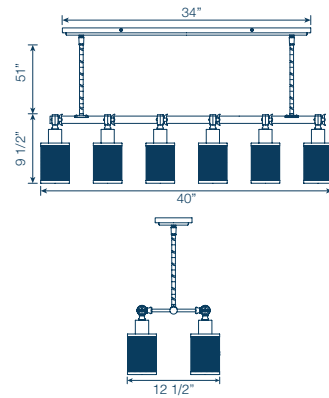
## B. 5 Light Chandelier

CD10183/5/BN  
 Brushed Nickel  
 D:22" X H:16.88"  
 5 X Medium Base  
 Rods: 1x3" 1x6" 3x12"  
 Weight: 7.81 lbs



## C. 12 Light Chandelier

CD10184/12/BN  
 Brushed Nickel  
 L:40" X W:12.5" X H:9.5"  
 12 X Medium Base  
 Rods: 2x3" 2x6" 6x12"  
 Weight: 19.2 lbs



A.



B.



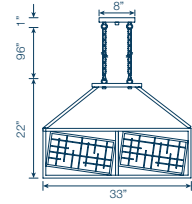
C.



# PLEXUS

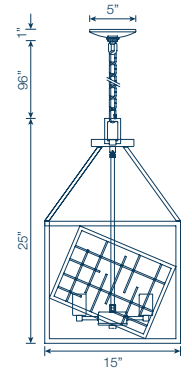
## A. 4 Light Chandelier

CD10194/4/RI  
Rustic Iron  
L:33" X W:10" X H:22"  
4 X Medium Base  
Chain: 8ft  
Weight: 17.6 lbs



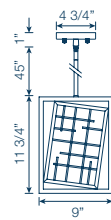
## B. 4 Light Pendant

P30074/4/RI  
Rustic Iron  
L:15" X W:15" X H:25"  
4 X Medium Base  
Chain: 8ft  
Weight: 12.1 lbs



## C. 1 Light Mini Pendant

MP40031/1/RI  
Rustic Iron  
L:9" X W:9" X H:12"  
1 X Medium Base  
Rods: 1x3" 1x6" 3x12"  
Weight: 7.7 lbs



A.



B.



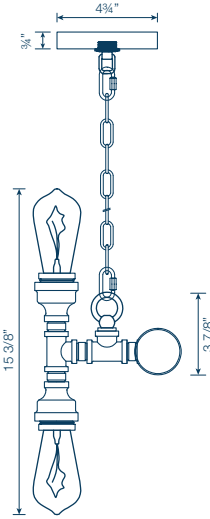
C.



# PEG

## A. 4 Light Pendant

P30075/4/AI  
Aged Iron  
W:7" X H:15.75"  
4 X Medium Base  
Chain: 8ft  
Weight: 4.7 lbs



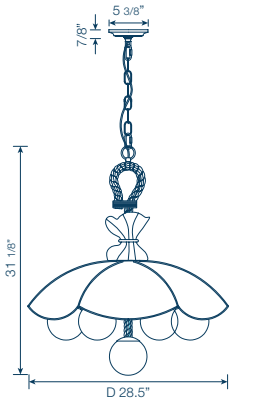
A.



# DU JOUR

## A. 7 Light Chandelier

CD10195/7/AB  
Antique Brass With Linen and  
Rope  
D:28.5" X H:31.1"  
7 X Medium Base  
Chain: 8ft  
Weight: 8 lbs



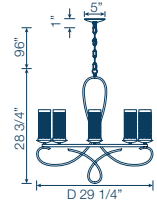
A.



# KENOSHA

## A. 8 Light Chandelier

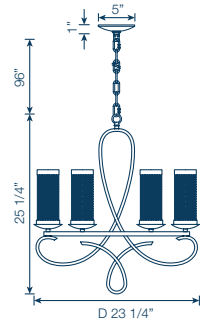
CD10112/8/RBCK  
Rustic Black  
D:29" X H:29"  
8 X Medium Base  
8ft Chain  
Weight: 27.94 lbs



A.

## B. 6 Light Chandelier

CD10111/6/RBCK  
Rustic Black  
D:23.25" X H:25.5"  
6 X Medium Base  
8ft Chain  
Weight: 19.14 lbs



B.



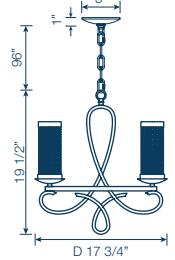
C.



D.

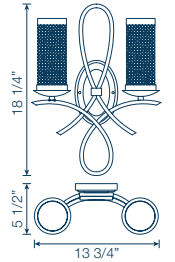
## C. 4 Light Chandelier

CD10110/4/RBCK  
Rustic Black  
D:18" X H:19.5"  
4 X Medium Base  
8ft Chain  
Weight: 13.2 lbs




## D. 2 Light Wall Sconce

WS70013/2/RBCK  
Rustic Black  
W:13.5" X H:18" X E:5.25"  
2 X Medium Base  
Weight: 5.5 lbs



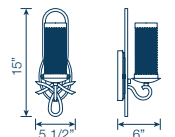
## E. 1 Light Mini Pendant

MP40023/1/RBCK  
Rustic Black  
L:7.5" X W:4" X H:18.5"  
1 X Medium Base  
8ft Chain  
Weight: 5.5 lbs



## F. 1 Light Wall Sconce

WS70013/1/RBCK  
Rustic Black  
W:5.5" X H:15" X Ext: 6"  
1 X Medium Base  
Weight: 3.08 lbs



E.

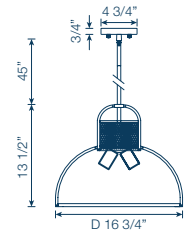


F.

# CANTON

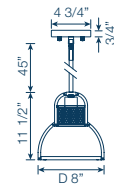
## A. 3 Light Pendant

P30041/3/DBZ  
 Dark Bronze  
 D:16.5" X H:13.5"  
 3 X Medium Base  
 Rods: 1x3" 1x6" 3x12"  
 Weight: 8.36 lbs



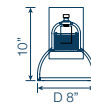
## B. 1 Light Mini Pendant

MP40025/1/DBZ  
 Dark Bronze  
 D:8" X H:8"  
 1 X Medium Base  
 Rods: 1x3" 1x6" 3x12"  
 Weight: 3.96 lbs



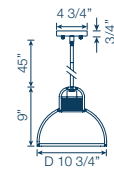
## C. 1 Light Wall Sconce

WS70014/1/DBZ  
 Dark Bronze  
 W:8" X H:10" X Ext: 9"  
 1 X Medium Base  
 Weight: 3.3 lbs



## D. 1 Light Pendant

P30042/1/DBZ  
 Dark Bronze  
 D:11" X H:9"  
 1 X Medium Base  
 Rods: 1x3" 1x6" 3x12"  
 Weight: 4.84 lbs



A.



B.



C.



D.





# URBAN



A.



B.



C.



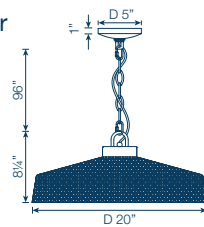
D.



E.

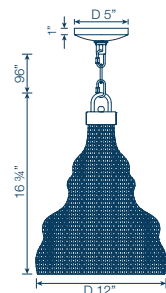
**A. 5 Light Chandelier**

CD10139/5/DBZ  
Dark Bronze  
D:20" X H:9.5"  
5 X Medium Base  
8ft Chain  
Weight: 10.78 lbs




**B. 4 Light Pendant**

P30064/4/DBZ  
Dark Bronze  
D:12" X H:16.5"  
4 X Candelabra Base  
8ft Chain  
Weight: 7.7 lbs



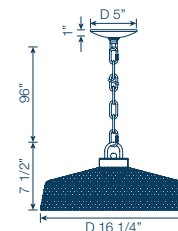
**C. 4 Light Pendant**

P30063/4/DBZ  
Dark Bronze  
D:12.25" X H:18"  
4 X Candelabra Base  
8ft Chain  
Weight: 8.58 lbs



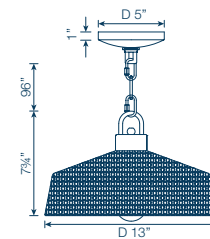
**D. 3 Light Pendant**

P30062/3/DBZ  
Dark Bronze  
D:16.25" X H:7.5"  
3 X Medium Base  
8ft Chain  
Weight: 8.36 lbs



**E. 1 Light Pendant**

P30066/1/DBZ  
Dark Bronze  
D:13" X H:8.5"  
1 Medium Base  
8ft Chain  
Weight: 6.16 lbs




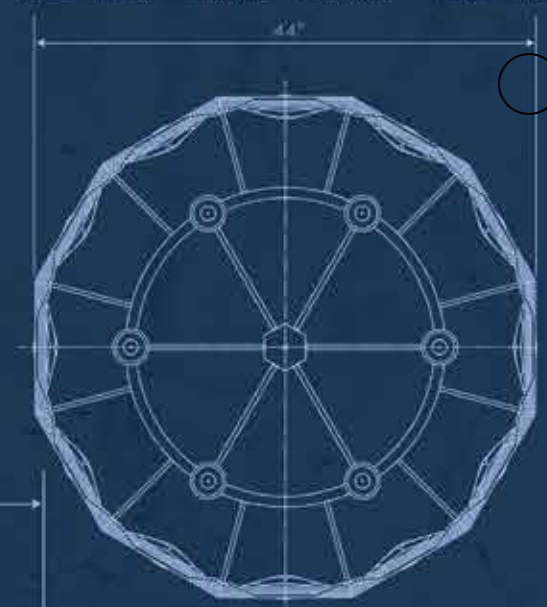
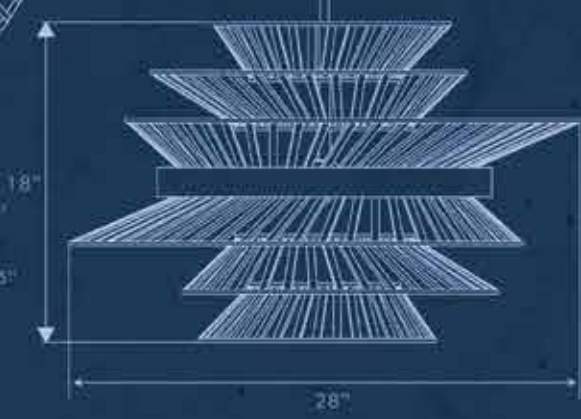
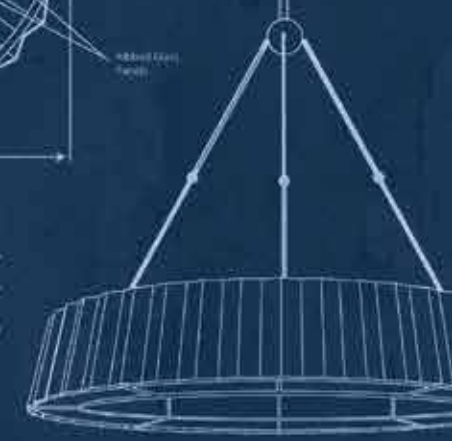
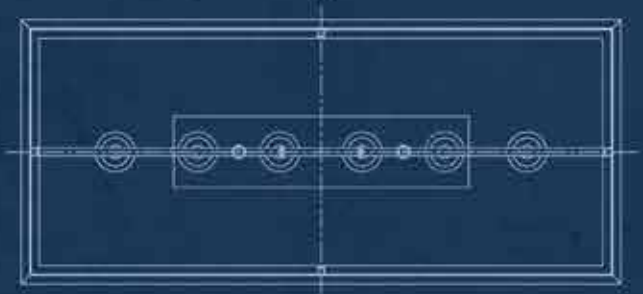
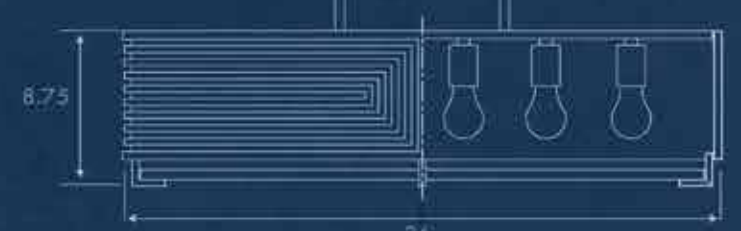
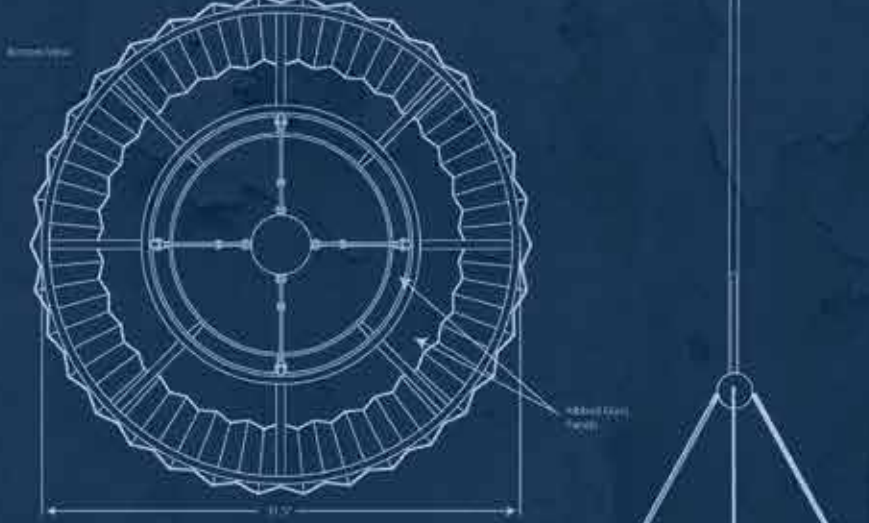
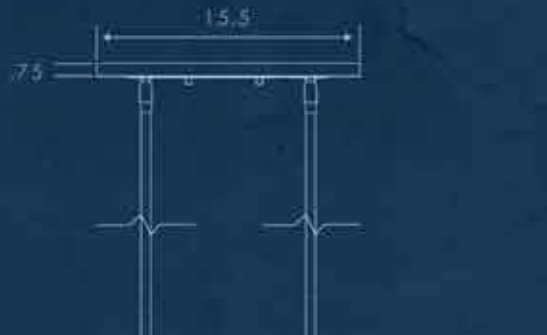
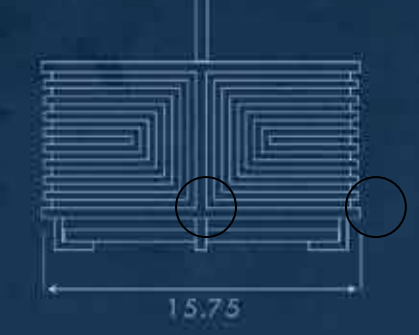
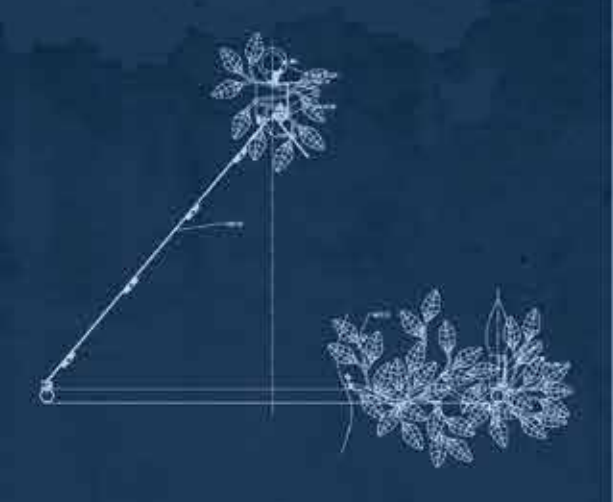

# INDEX

CD10030/8/SG <b>Helios</b> ..... 133	CD10097/8/CH-ABF <b>Stratus</b> ..... 194	CD10131/LED/CH-D <b>Blair</b> ..... 176	○	○	CD10166/24/PN <b>Muse</b> ..... 60	CD10195/7/AB <b>Du Jour</b> ..... 201	CD10236/LED/CH <b>Empire</b> ..... 100
CD10030/8/SN <b>Helios</b> ..... 130	CD10097/8/CH-SMF <b>Stratus</b> ..... 194	CD10132/LED/CH-D <b>Blair</b> ..... 174			CD10167/18/PN <b>Muse</b> ..... 58	CD10196/LED/CH <b>Molecule</b> ..... 104	CD10237/12/PB <b>Florence</b> ..... 78
CD10065/5/CH <b>Sophia</b> ..... 186	CD10098/12/CH <b>Florence</b> ..... 78	CD10133/10/CH <b>Quentin</b> ..... 168			CD10168/12/PN <b>Muse</b> ..... 60	CD10197/LED/CH <b>Empire</b> ..... 102	CD10238/12/PN <b>Florence</b> ..... 78
CD10065/6/CH <b>Sophia</b> ..... 186	CD10099/11/RI <b>Adaman</b> ..... 136	CD10134/12/CH <b>Quentin</b> ..... 168			CD10169/12/AGB+MBK <b>Crosby</b> ... 62	CD10198/18/PB+MBK <b>Pierre</b> ..... 68	CD10239/12/AGB <b>Cuspis</b> ..... 24
CD10068/10/SL-AG-V <b>Palais</b> ..... 160	CD10101/6/SL-AGP/CC <b>Misthaven</b> .86	CD10139/5/DBZ <b>Urban</b> ..... 206			CD10170/16/AGB+MBK <b>Crosby</b> ... 62	CD10199/8/PB+MBK <b>Pierre</b> ..... 68	CD10240/12/PN <b>Cuspis</b> ..... 24
CD10069/12/CP-V <b>Imbrium</b> ..... 90	CD10101/6/SL-CL <b>Misthaven</b> ..... 84	CD10140/8/CH <b>Proton</b> ..... 126			CD10171/8/PN <b>Regis</b> ..... 46	CD10200/12/PB+MBK <b>Pierre</b> ..... 70	CD10245/LED/CH <b>Destiny</b> ..... 96
CD10069/12/SL <b>Imbrium</b> ..... 90	CD10102/5/SL-CL <b>Misthaven</b> ..... 86	CD10141/LED/CH-D <b>Hyperion</b> .... 113			CD10172/10/AGB+MBK <b>Burst</b> .... 55	CD10201/6/BNS <b>Vine</b> ..... 156	CD10248/LED/CH <b>Orbit</b> ..... 106
CD10070/6/SS <b>Struttura</b> ..... 158	CD10102/5/SL-AGP/CC <b>Misthaven</b> .86	CD10142/LED/CH-D <b>Hyperion</b> .... 112			CD10173/6/PB <b>Rondure</b> ..... 76	CD10202/7/CH <b>PAX</b> ..... 117	CD10249/LED/CH <b>Orbit</b> ..... 107
CD10072/8/PN <b>Una</b> ..... 81	CD10103/7/HCG <b>Honeycomb</b> .... 134	CD10143/LED/CH-D <b>Hyperion</b> .... 112			CD10174/10/PB <b>Rondure</b> ..... 76	CD10203/LED/CH <b>Belle</b> ..... 154	CD10252/LED/AGB <b>Gem</b> ..... 18
CD10073/4/PN <b>Metropolis</b> ..... 191	CD10105/8/PN <b>Plait</b> ..... 135	CD10144/LED/CH-D <b>Hyperion</b> .... 113			CD10175/31/PB <b>Karma</b> ..... 77	CD10204/10/CH <b>Meadow</b> ..... 151	CD10253/LED/SN <b>Gem</b> ..... 18
CD10074/6/PN-PW <b>Solstice</b> ..... 80	CD10107/LED/CH-RD <b>Norwood</b> ... 111	CD10145/4/RI <b>Adaman</b> ..... 136			CD10176/8/CH <b>Astoria</b> ..... 82	CD10205/12/CH <b>Meadow</b> ..... 151	CD10254/LED/AGB <b>Gem</b> ..... 18
CD10075/6/PN-PW <b>Solstice</b> ..... 80	CD10110/4/RCBK <b>Kenosha</b> ..... 203	CD10146/6/CB-G <b>Unity</b> ..... 120			CD10177/12/CH <b>Astoria</b> ..... 82	CD10206/12/CH <b>Adelle</b> ..... 148	CD10255/LED/SN <b>Gem</b> ..... 18
CD10077/8/SS <b>Struttura</b> ..... 158	CD10111/6/RCBK <b>Kenosha</b> ..... 202	CD10147/6/SL <b>Gamma</b> ..... 142	○	○	CD10178/4/CH <b>Pulsar</b> ..... 83	CD10207/8/CH <b>Adelle</b> ..... 148	CD10256/16/CH <b>Avalanche</b> ..... 22
CD10079/8/ACP <b>Cuspis</b> ..... 25	CD10112/8/RCBK <b>Kenosha</b> ..... 202	CD10149/LED/SS <b>Halo</b> ..... 98			CD10179/6/CH <b>Pulsar</b> ..... 83	CD10208/9/CH <b>Lunar</b> ..... 152	CD10257/16/AGB <b>Avalanche</b> ..... 22
CD10083/5/CH <b>Kent</b> ..... 164	CD10113/4/BK-RAS <b>Atlas</b> ..... 138	CD10151/7/SL <b>Cavern</b> ..... 92			CD10180/16/PN <b>Eye of London</b> .. 146	CD10220/12/PN+MBK <b>Crosby</b> .... 64	CD10258/16/CH <b>Avalanche</b> ..... 21
CD10084/6/CH <b>Monarch</b> ..... 169	CD10114/10/BK-RAS <b>Atlas</b> ..... 138	CD10152/8/SL <b>Cavern</b> ..... 92			CD10181/30/PN <b>Eye of London</b> .. 146	CD10221/16/PN+MBK <b>Crosby</b> .... 64	CD10259/16/AGB <b>Avalanche</b> ..... 21
CD10085/8/CH <b>Monarch</b> ..... 169	CD10116/6/AB <b>Triticus</b> ..... 188	CD10153/LED/SLAG <b>Arctic</b> ..... 93			CD10182/6/BN <b>Geminus</b> ..... 196	CD10222/10/PN+MBK <b>Burst</b> ..... 55	CD10260/20/CH <b>Avalanche</b> ..... 22
CD10086/LED-G9/10/CH <b>Spyre</b> ... 147	CD10117/6/BN <b>Triticus</b> ..... 188	CD10154/LED/SS <b>Halo</b> ..... 98			CD10183/5/BN <b>Geminus</b> ..... 196	CD10223/12/PN+MBK <b>Pierre</b> ..... 72	CD10261/20/AGB <b>Avalanche</b> ..... 22
CD10088/LED/CH-D <b>Stellare</b> ..... 110	CD10118/10/AB <b>Triticus</b> ..... 188	CD10156/12/AGB <b>Burst</b> ..... 56			CD10184/12/BN <b>Geminus</b> ..... 196	CD10224/8/PN+MBK <b>Pierre</b> ..... 72	CD10262/9/S+MW <b>Blossom</b> .... 118
CD10089/LED/CH-D <b>Stellare</b> ..... 110	CD10119/10/BN <b>Triticus</b> ..... 188	CD10157/12/PN <b>Burst</b> ..... 56			CD10185/16/CH <b>Glacial</b> ..... 181	CD10225/18/PN+MBK <b>Pierre</b> ..... 74	CD10263/9/BB+MW <b>Blossom</b> .... 118
CD10090/LED/CH-D <b>Blair</b> ..... 176	CD10120/8/ORB <b>Kai</b> ..... 139	CD10158/12/AGB <b>Burst</b> ..... 56			CD10186/6/CH <b>Crown</b> ..... 124	CD10226/8/PN <b>Cuspis</b> ..... 25	CD10264/8/AGB <b>Flare</b> ..... 52
CD10091/LED/CH-D <b>Blair</b> ..... 178	CD10121/6/ORB <b>Kai</b> ..... 139	CD10159/12/PN <b>Burst</b> ..... 56			CD10187/7/CH <b>Crown</b> ..... 124	CD10227/8/AGB <b>Regis</b> ..... 44	CD10265/8/PN <b>Flare</b> ..... 52
CD10092/8/CH <b>Matrix</b> ..... 94	CD10122/6/BZ/WD <b>Vicis</b> ..... 140	CD10160/6/AGB <b>Carlisle</b> ..... 66			CD10188/6/GWH <b>Crown</b> ..... 123	CD10230/6/SW-G <b>Unity</b> ..... 120	CD10266/8/AGB <b>Flare</b> ..... 52
CD10093/12/CH <b>Matrix</b> ..... 94	CD10125/8/ORB <b>Astrum</b> ..... 141	CD10161/8/AGB <b>Carlisle</b> ..... 66			CD10189/7/GWH <b>Crown</b> ..... 124	CD10231/6/SW-SL <b>Unity</b> ..... 120	CD10267/8/PN <b>Flare</b> ..... 52
CD10094/20/CH <b>Matrix</b> ..... 94	CD10127/8/ORB <b>Aetas</b> ..... 143	CD10162/12/AGB <b>Carlisle</b> ..... 66			CD10190/LED/CH <b>Molecule</b> ..... 104	CD10232/LED/GB <b>Empire</b> ..... 103	CD10268/5/AGB <b>Parisian</b> ..... 32
CD10095/12/CH <b>Abigail</b> ..... 180	CD10128/6/ORB <b>Aetas</b> ..... 143	CD10163/24/AGB+MBK <b>Muse</b> ..... 60	○	○	CD10191/LED/CH <b>Shift</b> ..... 108	CD10233/LED/GB <b>Empire</b> ..... 102	CD10269/5/PN <b>Parisian</b> ..... 32
CD10096/6/CH-ABF <b>Stratus</b> ..... 194	CD10129/LED/CH-D <b>Blair</b> ..... 174	CD10164/18/AGB+MBK <b>Muse</b> ..... 58			CD10192/LED/CH <b>Shift</b> ..... 108	CD10234/LED/CH <b>Empire</b> ..... 103	CD10270/9/AGB <b>Parisian</b> ..... 29
CD10096/6/CH-SMF <b>Stratus</b> ..... 194	CD10130/LED/CH-D <b>Blair</b> ..... 174	CD10165/12/AGB+MBK <b>Muse</b> ..... 60			CD10194/4/RI <b>Plexus</b> ..... 198	CD10235/LED/GB <b>Empire</b> ..... 102	CD10271/9/PN <b>Parisian</b> ..... 29

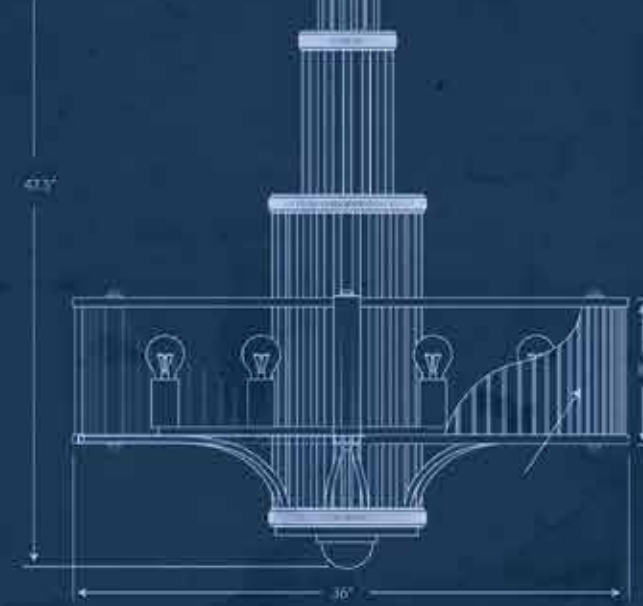
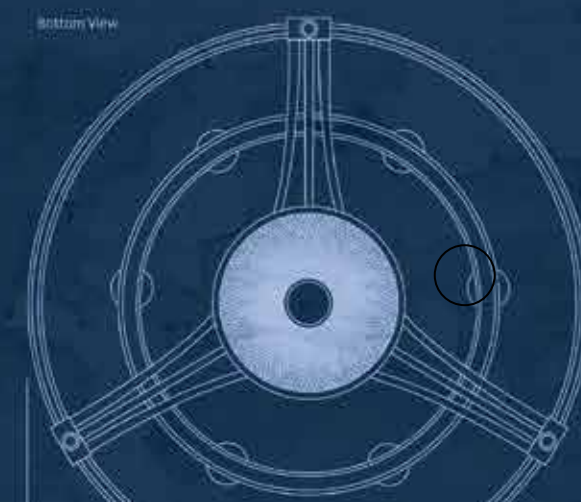


# INDEX

CD10274/12/AGB <b>Greenwich</b> ..... 26	FM60027/LED/CH <b>Imperial</b> ..... 182	MP40026/1/CH-ABF <b>Stratus</b> ..... 192			P30041/3/DBZ <b>Canton</b> ..... 204	P30078/5/CH <b>PAX</b> ..... 117	WS70012/3/CH-ABF <b>Stratus</b> ..... 192
CD10275/12/AGB <b>Placid</b> ..... 36	FM60028/4/CH <b>Dallas</b> ..... 172	MP40026/1/CH-SMF <b>Stratus</b> ..... 192			P30042/1/DBZ <b>Canton</b> ..... 204	P30079/3/CH <b>Lunar</b> ..... 152	WS70012/3/CH-SMF <b>Stratus</b> ..... 192
CD10276/12/PN <b>Placid</b> ..... 36	FM60041/5/CH <b>Crown</b> ..... 125	MP40027/LED/CH <b>Destiny</b> ..... 96			P30044/1/DBZ <b>Magister</b> ..... 137	P30080/6/CH <b>Lunar</b> ..... 152	WS70013/1/RCBK <b>Kenosha</b> ..... 203
CD10284/10/AGB <b>Regis</b> ..... 48	FM60042/LED/CH <b>Molecule</b> ..... 104	MP40029/LED/CH <b>Empire</b> ..... 100			P30045/1/BN <b>Magister</b> ..... 137	P30081/LED/CH <b>Belle</b> ..... 154	WS70013/2/RCBK <b>Kenosha</b> ..... 203
CD10285/10/PN <b>Regis</b> ..... 49	FM60043/LED/CH <b>Odyssey</b> ..... 109	MP40030/LED/CH <b>Empire</b> ..... 100			P30049/6/CH <b>Proton</b> ..... 126	P30082/6/BNS <b>Vine</b> ..... 156	WS70014/1/DBZ <b>Canton</b> ..... 204
CD10286/8/PN <b>Regis</b> ..... 48	FM60044/LED/CH <b>Odyssey</b> ..... 109	MP40032/1/BNS <b>Vine</b> ..... 156			P30050/6/CH <b>Proton</b> ..... 126	P30083/4/PN <b>Regent</b> ..... 38	WS70015/2/SL-AGP-CC <b>Misthaven</b> . 87
CD10287/8/AGB <b>Regis</b> ..... 48	FM60045/3/CH <b>Adelle</b> ..... 148	MP40033/LED/CH <b>Orbit</b> ..... 106			P30052/LED/WH-D <b>Janus</b> ..... 116	P30084/4/PB <b>Regent</b> ..... 40	WS70015/2/SL-CL <b>Misthaven</b> ..... 87
CD10288/10/GD <b>Floral</b> ..... 43	FM60047/18/AGB <b>Parisian</b> ..... 34	MP40034/LED/CH <b>Orbit</b> ..... 107			P30053/LED/WH-D <b>Janus</b> ..... 116	P30085/6/S+MW <b>Blossom</b> ..... 118	WS70016/LED/CH-D <b>Gemini</b> ..... 185
CD10289/8/GD <b>Floral</b> ..... 43	FM60048/18/PN <b>Parisian</b> ..... 34	P30011/4/SL <b>Cascade</b> ..... 162			P30054/LED/CH <b>Quasar</b> ..... 114	P30086/6/BB+MW <b>Blossom</b> ..... 118	WS70017/LED/CH-D <b>Gemini</b> ..... 185
CD10290/LED/SL-AG <b>Orchard</b> ..... 37	FM60049/7/AGB <b>Parisian</b> ..... 34	P30012/6/SW <b>Cascade</b> ..... 162			P30060/3/RAS <b>Noveau</b> ..... 89	P30088/LED/CH <b>Orbit</b> ..... 106	WS70018/LED/CH-D <b>Blair</b> ..... 178
CD10301/LED/SL <b>Orchard</b> ..... 37	FM60050/7/PN <b>Parisian</b> ..... 34	P30016/3/SS <b>Struttura</b> ..... 158			P30061/5/AGB <b>Consus</b> ..... 27	P30090/5/PN+MBK <b>Pierre</b> ..... 72	WS70022/LED/CH <b>Polar</b> ..... 184
CD10291/7/PB+MBK <b>Pierre</b> ..... 70	MC20010/6/SL-AG-V <b>Palais</b> ..... 160	P30017/1/SS <b>Struttura</b> ..... 159			P30062/3/DBZ <b>Urban</b> ..... 207	P30091/4/CH <b>Knot</b> ..... 150	WS70023/LED/CH <b>Polar</b> ..... 184
CD10292/7/PN+MBK <b>Pierre</b> ..... 74	MC20011/4/CH <b>Sophia</b> ..... 186	P30020/4/CH <b>Eternity</b> ..... 173			P30063/4/DBZ <b>Urban</b> ..... 206	P30092/6/CH <b>Knot</b> ..... 150	WS70024/LED/CH <b>Polar</b> ..... 184
CD10293/12/PN <b>Regent</b> ..... 38	MP40009/1/SL-AG-L <b>Maxine</b> ..... 88	P30021/6/CH <b>Eternity</b> ..... 173			P30064/4/DBZ <b>Urban</b> ..... 206	SF50003/3+1/BP <b>Raffinato</b> ..... 190	WS70025/LED/CH <b>Polar</b> ..... 184
CD10294/12/PB <b>Regent</b> ..... 40	MP40010/1/SL-AG-V <b>Palais</b> ..... 161	P30022/8/CH <b>Eternity</b> ..... 173			P30065/LED/CH <b>Belle</b> ..... 154	SF50003/3+1/PN <b>Raffinato</b> ..... 190	WS70026/2/BNS <b>Vine</b> ..... 157
CD10295/6/PN <b>Regent</b> ..... 38	MP40011/1.SL-B <b>Cascade</b> ..... 162	P30023XL/1/CH-WH <b>Nami</b> ..... 144			P30066/1/DBZ <b>Urban</b> ..... 207	SF50004/4/SL-AGP/CC <b>Misthaven</b> . 84	WS70027/1/BNS <b>Vine</b> ..... 157
CD10296/6/PB <b>Regent</b> ..... 40	MP40013/1/SS <b>Struttura</b> ..... 159	P30024L/1/CH-WH <b>Nami</b> ..... 144			P30067/3/CH <b>Kent</b> ..... 165	SF50004/4/SL-CL <b>Misthaven</b> ..... 84	WS70028/2/PN+MBK <b>Pierre</b> ..... 74
CD10299/16/AGB+MBK <b>Crosby</b> .... 64	MP40014/1/PN <b>Metropolis</b> ..... 191	P30025M/1/CH-WH <b>Nami</b> ..... 144			P30068/4/AGB <b>Regis</b> ..... 44	SF50005/4/CH <b>Kent</b> ..... 164	WS70029/2/PB+MBK <b>Pierre</b> ..... 70
CD10300/16/PN+MBK <b>Crosby</b> ..... 64	MP40016/1/AGB <b>Consus</b> ..... 27	P30029/LED/CH-D <b>Blair</b> ..... 178			P30069/4/PN <b>Regis</b> ..... 46	SF50005/6/CH <b>Kent</b> ..... 164	WS70030/1/AGB <b>Parisian</b> ..... 30
FM60014/4/CH <b>Palatial</b> ..... 170	MP40019/LED/CH <b>Belle</b> ..... 154	P30035/3/DBZ <b>Theia</b> ..... 128			P30070/4/AGB <b>Regis</b> ..... 44	SF50008/LED/CH-D <b>Voyager</b> ..... 115	WS70031/1/PN <b>Parisian</b> ..... 30
FM60015/6/CH <b>Palatial</b> ..... 170	MP40020/4/CH-CL <b>Easton</b> ..... 167	P30035/3/MGD <b>Theia</b> ..... 128			P30071/4/PN <b>Regis</b> ..... 46	SF50009/LED/CH-D <b>Voyager</b> ..... 115	WS70032/1/AGB <b>Parisian</b> ..... 30
FM60016/4/CH <b>Palatial</b> ..... 170	MP40020/4/CH-SM <b>Easton</b> ..... 167	P30035/3/MSL <b>Theia</b> ..... 128			P30072/3/CH <b>Crown</b> ..... 125	WS70007/1/SL-AG-V <b>Palais</b> ..... 161	WS70033/1/PN <b>Parisian</b> ..... 30
FM60017/6/CH <b>Palatial</b> ..... 170	MP40021/1/CH <b>Kent</b> ..... 165	P30037/1/SG <b>Helios</b> ..... 132			P30073/LED/CH <b>Molecule</b> ..... 104	WS70008/2/SL-AG-V <b>Palais</b> ..... 160	WS70034/1/AGB <b>Regis</b> ..... 50
FM60021/LED/CH-D <b>Ember</b> ..... 179	MP40022/1/CH <b>Ryder</b> ..... 166	P30037/1/SN <b>Helios</b> ..... 131			P30074/4/RI <b>Plexus</b> ..... 198	WS70009/1/CP-V <b>Imbrium</b> ..... 90	WS70035/1/PN <b>Regis</b> ..... 50
FM60022/LED/CH-D <b>Ember</b> ..... 179	MP40023/1/RCBK <b>Kenosha</b> ..... 203	P30038/3/SG <b>Helios</b> ..... 132			P30075/4/AI <b>Peg</b> ..... 200	WS70009/1/SL <b>Imbrium</b> ..... 90	WS70036/2/AGB <b>Regis</b> ..... 50
FM60023/LED/CH <b>Imperial</b> ..... 182	MP40024/1/SG <b>Helios</b> ..... 132	P30038/3/SN <b>Helios</b> ..... 130			P30076/5/PB+MBK <b>Pierre</b> ..... 70	WS70010/1/CH <b>Sophia</b> ..... 186	WS70037/2/PN <b>Regis</b> ..... 50
FM60024/LED/CH <b>Imperial</b> ..... 182	MP40024/1/SN <b>Helios</b> ..... 131	P30039/6/SG <b>Helios</b> ..... 133			P30077/LED/CH <b>Destiny</b> ..... 96	WS70011/3/CH <b>Matrix</b> ..... 94	
FM60026/LED/CH <b>Imperial</b> ..... 182	MP40025/1/DBZ <b>Canton</b> ..... 204	P30039/6/SN <b>Helios</b> ..... 130					



**ZEEV**  
LIGHTING





# ZEEV LIGHTING

6531 U.S. 9,  
Howell, NJ 07731

P: 929-333-9777  
F: 929-333-9778

[sales@zeevlighting.com](mailto:sales@zeevlighting.com)

Dallas Trade Mart  
Showroom #4535

[www.zeevlighting.com](http://www.zeevlighting.com)

