





PRODUCT DESCRIPTION

These low profile pendants, featuring edge lit technology for soft even illumination, are constructed of die cast aluminum and finished in your choice of Polished Chrome or Bronze. Frosted acrylic fonts adorn the top of each pendant and are illuminated by LED, located in the top casting.

FINISHES OPTION

-  Bronze
-  Polished Chrome

GLASS

White 01

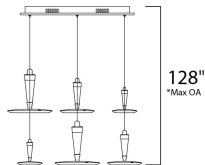
RATINGS

cETLus
Dry Location



ADDITIONAL

OPERATING TEMPERATURE:
-20°C (-4°F), 40°C (104°F)



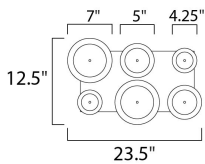
128"
*Max OAH

MEASUREMENTS

DIMENSION : 22.5" L x 12.5" W x 8.5" H
 MAX OAH : 128" OAH
 HANGING WEIGHT : 16.5 lb

LAMPING

LUMENS : 6,264 Rated
 BULB : 6 x 69.6W LED PCB Integrated , 70W Total
 BULB INCLUDED : (Integrated)
 DIMMABLE : Triac CL



*max overall height

Always consult a qualified electrician before installing any lighting product.



WESTERN DISTRIBUTION CENTER (HEADQUARTER)
 253 NORTH VINELAND AVE | CITY OF INDUSTRY, CA 91746
EASTERN DISTRIBUTION CENTER
 4200 SHIRLEY DR. | ATLANTA, GA 30336
 P. 626.956.4200 | F. 626.956.4225 | et2online.com