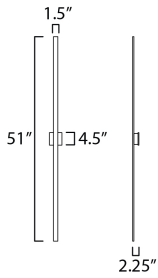




**PRODUCT DESCRIPTION**







**MEASUREMENTS**

DIMENSION : 1.5" W x 51" H x 2.25" Ext  
 BACK PLATE : 4.5" W x 4.5" H x 25.5" HCO  
 HANGING WEIGHT : 4.18 lb

**LAMPING**

INPUT VOLTAGE : 120V  
 LUMENS : 2,800 Rated (1,860 Del.)  
 BULB : 2 x 15W LED PCB Integrated , 30W Total  
 BULB INCLUDED : (Integrated)  
 DIMMABLE : ELV  
 CRI : 90 CRI  
 COLOR\_TEMP : 3000K  
 LIGHTING\_DIRECTION : Directional

**FINISHES OPTION**

-  Black
-  Bronze
-  Satin Aluminum
-  White

**MATERIAL**

Aluminum

**RATINGS**

cETLus  
 Wet Location

ADA



**ADDITIONAL**

INSTALL UP/DOWN: Any  
 RATED LIFE 40000 Hours  
 OPERATING TEMPERATURE:  
 -20°C (-4°F), 40°C (104°F)

PHOTOMETRIC: Report Found Online

Always consult a qualified electrician before installing any lighting product.



**WESTERN DISTRIBUTION CENTER (HEADQUARTER)**  
 253 NORTH VINELAND AVE | CITY OF INDUSTRY, CA 91746  
**EASTERN DISTRIBUTION CENTER**  
 4200 SHIRLEY DR. | ATLANTA, GA 30336  
 P. 626.956.4200 | F. 626.956.4225 | et2online.com