

Supplement Catalog Vol. I 2018









①

LS-23305 ① · Valerie Table Lamp

Body: Chrome / Metal  
 Shade: Chrome Metal / Crystal Decor  
 Switch: On/Off In-Line  
 Lamp: E-27 Medium Base (Max. 60W)  
 Features: **Laser-Cut Metal Shade, Crystal Decor**

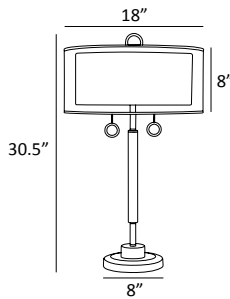



②

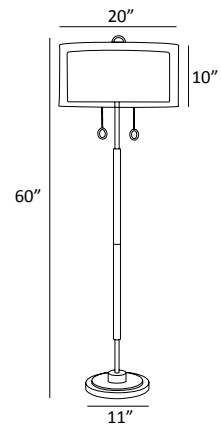
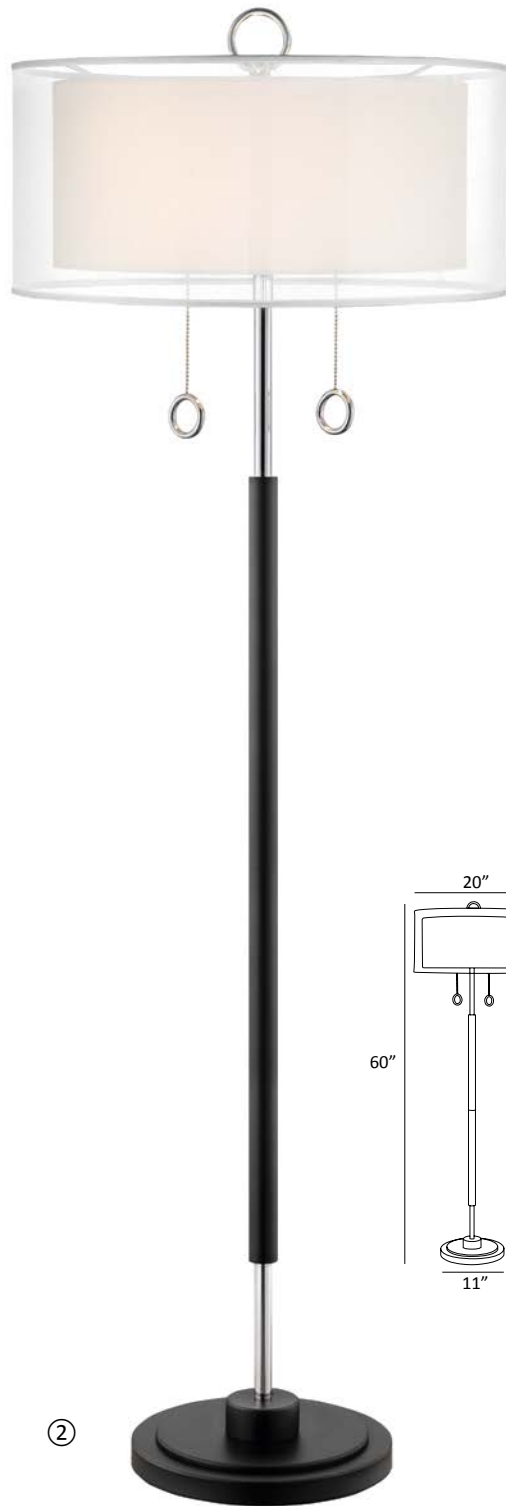
LS-83305 ② · Valerie Floor Lamp

Body: Chrome / Metal  
 Shade: Chrome Metal / Crystal Decor  
 Switch: On/Off Foot  
 Lamp: E-27 Medium Base (Max. 100W)  
 Features: **Laser-Cut Metal Shade, Crystal Decor**





①



②

**LS-23237 ① · Umbra Table Lamp**

Body: Black & Chrome / Metal  
 Shade: Clear Organza / White Fabric  
 Switch: Dual On/Off Pull-Chain  
 Lamp: E-27 Medium Base (Max. 60W) x2  
 Features: **Double-Layer Shade, 2-Light**

**LS-83237 ② · Umbra Floor Lamp**

Body: Black & Chrome / Metal  
 Shade: Clear Organza / White Fabric  
 Switch: Dual On/Off Pull-Chain  
 Lamp: E-27 Medium Base (Max. 100W) x2  
 Features: **Double-Layer Shade, 2-Light**




LED Nightlight

**LS-23232 ① · Moulton Table Lamp**

Body: Black / Wood  
 Shade: White / Fabric  
 Switch: 3-Way Socket  
 Lamp: E-27 Medium Base (Max. 100W)  
 Nightlight: 2.5W LED Panel (3000K, 450lm, CRI: 70)  
 Features: **LED Nightlight, 3-Way Switch**

**LS-83232 ② · Moulton Floor Lamp**

Body: Black / Wood  
 Shade: White / Fabric  
 Switch: 3-Way Socket  
 Lamp: E-27 Medium Base (Max. 100W)  
 Nightlight: 4W LED Panel (3000K, 720lm, CRI: 70)  
 Features: **LED Nightlight, 3-Way Switch**










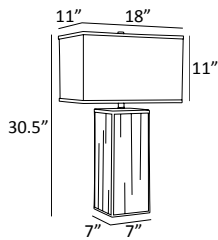
**LS-23302 ① · Clouseau Table Lamp**  
 Body: Antique Brass Metal / Walnut Wood  
 Shade: Antique Brass / Metal  
 Switch: On/Off Socket  
 Lamp: E-27 Medium Base (Max. 60W)  
 Features: **Adjustable Shade**



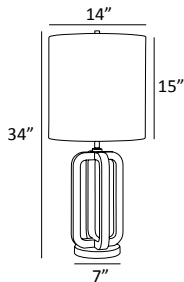
**LS-83302 ② · Clouseau Floor Lamp**  
 Body: Antique Brass Metal / Walnut Wood  
 Shade: Antique Brass / Metal  
 Switch: On/Off Socket  
 Lamp: E-27 Medium Base (Max. 60W)  
 Features: **Adjustable Shade**



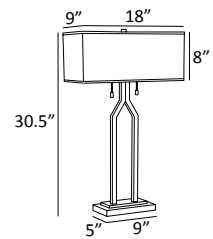
①



②



③



**LS-23178 ① · Forte Table Lamp**

Body: Black Mirror Glass / Antique Copper  
Shade: White / Fabric  
Switch: On/Off Socket  
Lamp: E-27 Medium Base (Max. 100W)

**LS-23230 ② · Shirley Table Lamp**

Body: Black / Wood  
Shade: White / Fabric  
Switch: On/Off Socket  
Lamp: E-27 Medium Base (Max. 150W)

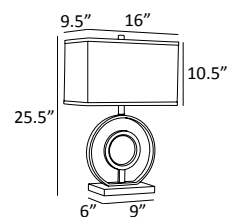
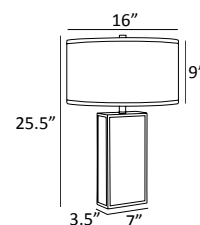
**LS-23238 ③ · Nalani Table Lamp**

Body: Black / Metal  
Shade: Clear Organza / White Fabric  
Switch: Dual On/Off Pull-Chain  
Lamp: E-27 Medium Base (Max. 60W) x2  
Features: **Double-Layer Shade, 2-Light**


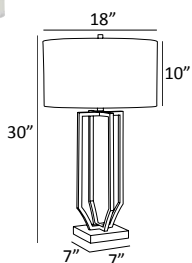




①



②



LED Nightlight



③

**LS-23177** ① · Mollia Table Lamp  
 Body: White Patterned / Faux Marble  
 Shade: White / Linen  
 Switch: On/Off Socket  
 Lamp: E-27 Medium Base (Max. 100W)  
 Features: **Marble Base**

**LS-23258** ② · Tucsonian Table Lamp  
 Body: Rustic Brass / Metal  
 Shade: White / Fabric  
 Switch: 3-Way Socket  
 Lamp: E-27 Medium Base (Max. 150W)  
 Features: **3-Way Switch**

**LS-23300** ③ · Rossini Table Lamp  
 Body: Antique Brass & Black / Metal  
 Shade: White / Fabric  
 Switch: 3-Way Socket  
 Lamp: E-27 Medium Base (Max. 100W)  
 Nightlight: 3W LED Panel (3000K, 450lm, CRI: 70)  
 Features: **LED Nightlight, 3-Way Switch**



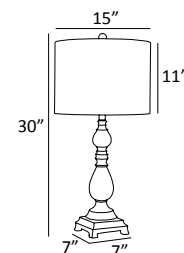




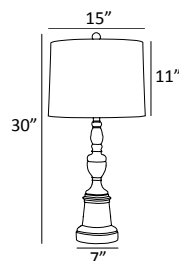
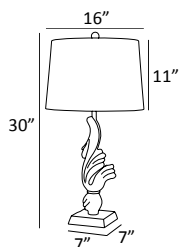
②



①




③




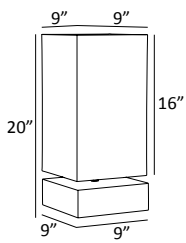
**LS-23252 ① · Minstrel Table Lamp**  
 Body: Antique White Wash / Polyresin  
 Shade: Linen / Fabric  
 Switch: 3-Way Socket  
 Lamp: E-27 Medium Base (Max. 150W)  
 Features: **3-Way Switch**

**LS-23255 ② · Svolta Table Lamp**  
 Body: Black / Polyresin  
 Shade: Linen / Fabric  
 Switch: 3-Way Socket  
 Lamp: E-27 Medium Base (Max. 150W)  
 Features: **3-Way Switch**

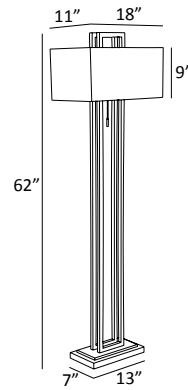
**LS-23260 ③ · Whichello Table Lamp**  
 Body: Antique White Paint / Polyresin  
 Shade: Linen / Fabric  
 Switch: 3-Way Socket  
 Lamp: E-27 Medium Base (Max. 150W)  
 Features: **3-Way Switch**



①



②



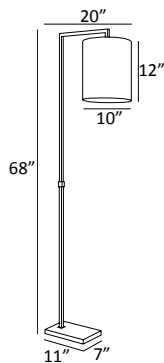
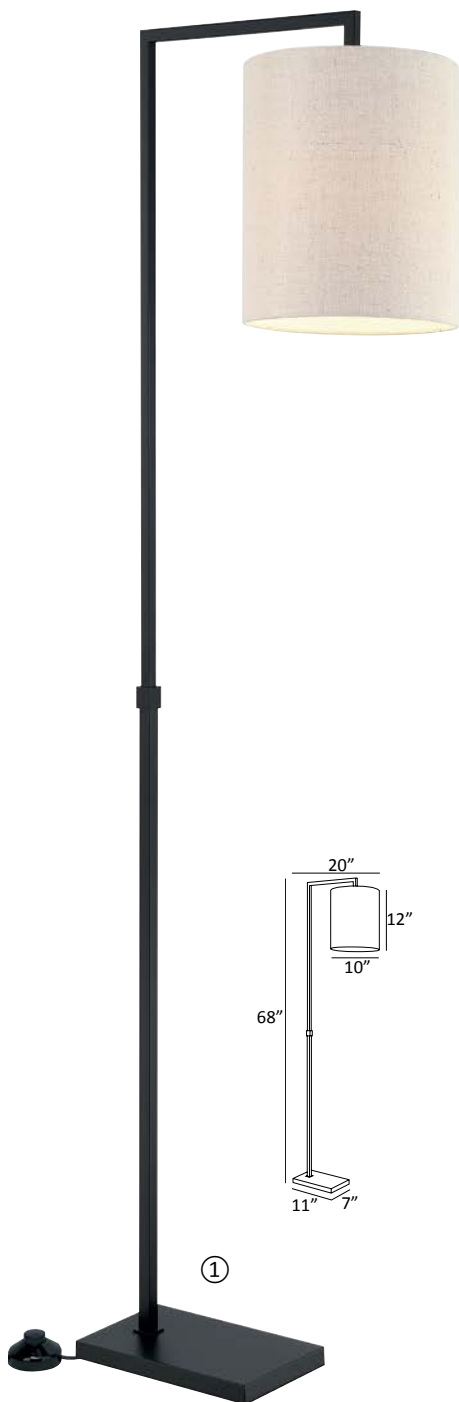
③

**LS-23272GREY ① · Serina Table Lamp**  
 Body: Walnut / Wood  
 Shade: Light Grey / Fabric  
 Switch: On/Off In-Line  
 Lamp: E-27 Medium Base (Max. 100W)


**LS-23272WHT ② · Serina Table Lamp**  
 Body: Charcoal Wash / Wood  
 Shade: White / Fabric  
 Switch: On/Off In-Line  
 Lamp: E-27 Medium Base (Max. 100W)

**LS-83152 ③ · Douglas Floor Lamp**  
 Body: Brushed Nickel / Metal  
 Shade: White / Fabric  
 Switch: On/Off Pull-Chain  
 Lamp: E-27 Medium Base (Max. 100W) x2  
 Features: **2-Light**





①




②



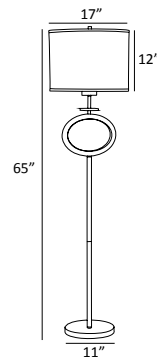
LED Nightlight



Matching Table Lamp  
LS-23074



③



**LS-83268BLK ① · Mori Floor Lamp**


Body: Black / Metal  
Shade: Linen / Fabric  
Switch: On/Off Foot  
Lamp: E-27 Medium Base (Max. 75W)

**LS-83268BN ② · Mori Floor Lamp**

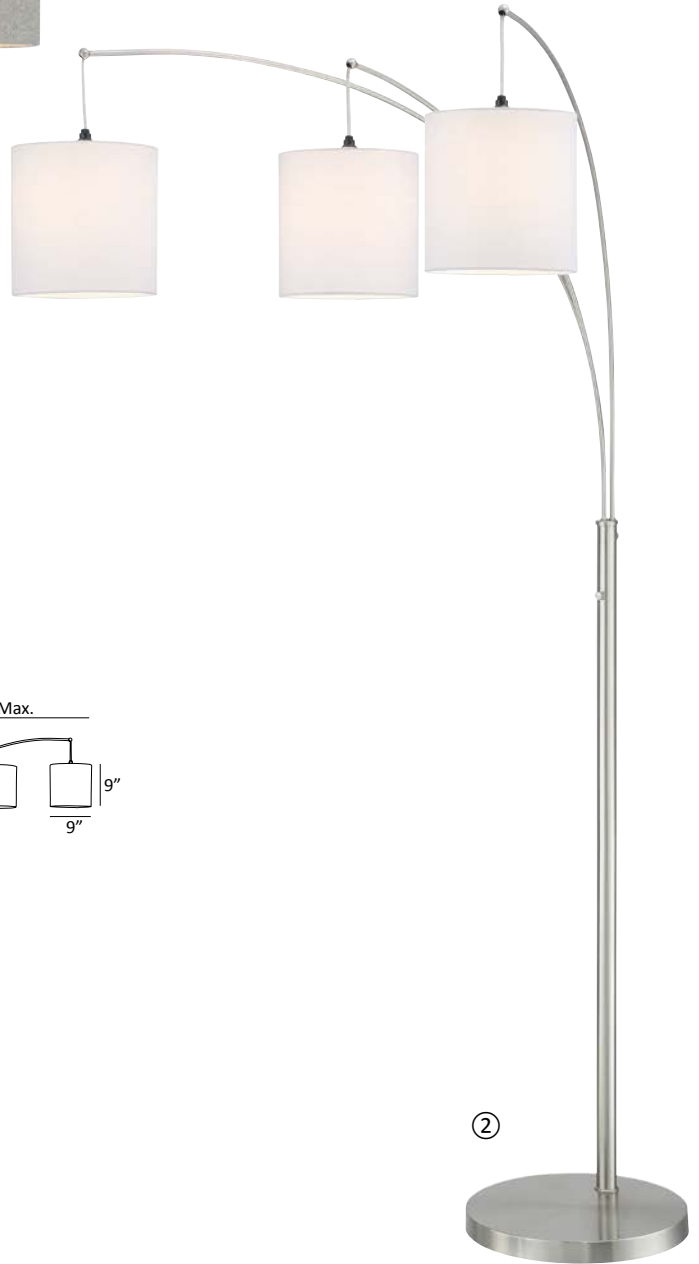
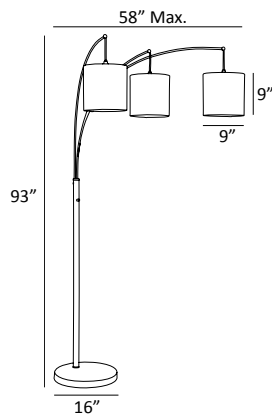
Body: Brushed Nickel / Metal  
Shade: White / Fabric  
Switch: On/Off Foot  
Lamp: E-27 Medium Base (Max. 75W)

**LS-83074 ③ · Renia II Floor Lamp**

Body: Chrome / Metal  
Shade: White / Fabric  
Switch: 3-Way Socket  
Lamp: E-27 Medium Base (Max. 100W)  
Nightlight: 5W LED Panel (3000K, 900lm, CRI: 70)  
Features: **LED Nightlight, 3-Way Switch**



①



②

**LS-83282GREY ① · Norlan 3-Lite Arc Lamp**

Body: Brushed Nickel / Metal  
 Shade: Light Grey Flannel / Fabric  
 Switch: 3-Way Rotary on Pole  
 Lamp: E-27 Medium Base (Max. 60W) x3  
 Features: **3-Way Switch**

**LS-83282WHT ② · Norlan 3-Lite Arc Lamp**

Body: Brushed Nickel / Metal  
 Shade: White / Fabric  
 Switch: 3-Way Rotary on Pole  
 Lamp: E-27 Medium Base (Max. 60W) x3  
 Features: **3-Way Switch**





NORLAN



**LS-83283 ① · Norlan 3-Lite Arc Lamp**

Body: Brushed Nickel / Metal  
Shade: Smoke Organza / White Fabric  
Switch: 3-Way Rotary on Pole  
Lamp: E-27 Medium Base (Max. 60W) x3  
Features: **3-Way Switch**

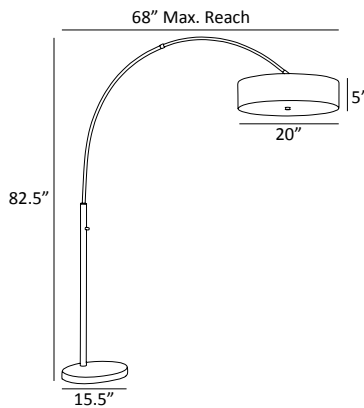
**LS-83284 ② · Norlan 3-Lite Arc Lamp**

Body: Brushed Nickel / Metal  
Shade: Black Mash Vinyl / White Fabric  
Switch: 3-Way Rotary on Pole  
Lamp: E-27 Medium Base (Max. 60W) x3  
Features: **3-Way Switch**

LITE SOURCE INC.



①



②


**LS-83192BN/GREY ① · Wilkerson LED Arc Lamp**

Body: Brushed Nickel / Metal  
 Shade: Light Grey Flannel / Fabric  
 Switch: Dimmer Rotary on Pole  
 Lamp: 28W LED Panel (3000K, 2500lm, CRI: 80)  
 Features: **Dimmable & Replaceable LED, Diffuser**

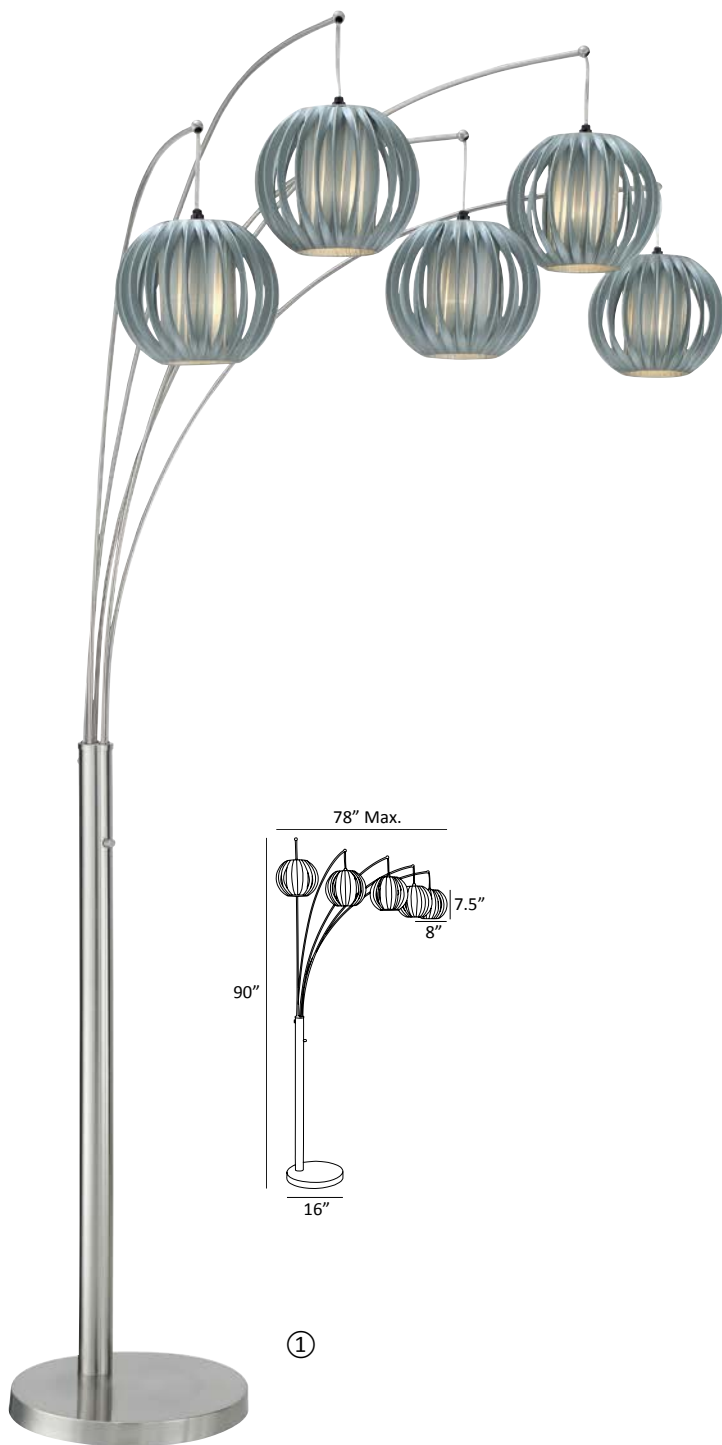
**LS-83192BN/WHT ② · Wilkerson LED Arc Lamp**

Body: Brushed Nickel / Metal  
 Shade: White / Fabric  
 Switch: Dimmer Rotary on Pole  
 Lamp: 28W LED Panel (3000K, 2500lm, CRI: 80)  
 Features: **Dimmable & Replaceable LED, Diffuser**





DEION  
MONTEREY



①



②



**LS-8872PS/GREY ① · Deion 5-Lite Arc Lamp**

Body: Polished Steel / Metal  
 Shade: Grey / Vinyl  
 Switch: 3-Way Rotary on Pole  
 Lamp: E-27 Medium Base (Max. 60W) x5  
 Features: **3-Way Switch**

**LS-83229 ② · Monterey 3-Lite Floor Lamp**

Body: Chrome / Metal  
 Shade: Frosted / Glass  
 Switch: 3-Way Rotary on Pole  
 Lamp: E-27 Medium Base (Max. 40W) x3  
 Features: **3-Way Switch**

LITE SOURCE INC.



①



②

**LS-83298BN ① · Lennie LED 3-Lite Arc Lamp**

Body: Brushed Nickel / Metal  
 Shade: Brushed Nickel Metal / Acrylic Diffuser  
 Switch: 3-Way Rotary on Pole  
 Lamp: 8W LED x3 (3000K, 2160lm, CRI: 80)  
 Features: **Dimmable & Replaceable LED, Diffuser**

**LS-83299BN ② · Lennie LED 5-Lite Arc Lamp**

Body: Brushed Nickel / Metal  
 Shade: Brushed Nickel Metal / Acrylic Diffuser  
 Switch: 3-Way Rotary on Pole  
 Lamp: 8W LED x5 (3000K, 3600lm, CRI: 80)  
 Features: **Dimmable & Replaceable LED, Diffuser**



**LS-83210BN ① · Lampard LED 4-Lite Torchiere Lamp**

Body: Brushed Nickel / Metal  
 Shade: Brushed Nickel Metal / Acrylic Diffuser  
 Switch: Dimmer Rotary on Pole  
 Lamp: 12.5W LED x4 (3000K, 4000lm, CRI: 90)  
 Features: **Dimmable & Replaceable LED, Adjustable Shades**

**LS-83210G ② · Lampard LED 4-Lite Torchiere Lamp**

Body: Gunmetal / Metal  
 Shade: Gunmetal Metal / Acrylic Diffuser  
 Switch: Dimmer Rotary on Pole  
 Lamp: 12.5W LED x4 (3000K, 4000lm, CRI: 90)  
 Features: **Dimmable & Replaceable LED, Adjustable Shades**





**C41410** · Lavena Table Lamp

Body: Antique Brass / Polyresin  
 Shade: Tiffany / Glass  
 Switch: Dual Pull-Chain  
 Lamp: E-27 Medium Base (Max. 60W) x2  
 Dimension: 25"H x 16"W  
 Features: **Tiffany Shade**



**C61410** · Lavena Floor Lamp



Body: Antique Brass / Polyresin  
 Shade: Tiffany / Glass  
 Switch: Dual Pull-Chain  
 Lamp: E-27 Medium Base (Max. 60W) x2  
 Dimension: 62"H x 18"W  
 Features: **Tiffany Shade**




**C41405** · Concertina Table Lamp  
 Body: Matte Black / Metal  
 Shade: Tiffany / Glass  
 Switch: Dual Pull-Chain  
 Lamp: E-27 Medium Base (Max. 60W) x2  
 Dimension: 25”H x 16”W  
 Features: **Tiffany Shade**



**C61405** · Concertina Floor Lamp  
 Body: Matte Black / Metal  
 Shade: Tiffany / Glass  
 Switch: Dual Pull-Chain  
 Lamp: E-27 Medium Base (Max. 60W) x2  
 Dimension: 62”H x 18”W  
 Features: **Tiffany Shade**



①



②



③

**LS-22131 ① · Churchill Table Lamp**

Body: Dark Bronze / Metal  
Shade: Tiffany / Glass  
Switch: Dual Pull-Chain  
Lamp: E-27 Medium Base (Max. 60W) x2  
Dimension: 25.5"H x 18"W  
Features: **Tiffany Shade**

**LS-23274 ② · Creason Table Lamp**

Body: Dark Bronze / Metal  
Shade: Tiffany / Glass  
Switch: Dual Pull-Chain  
Lamp: E-27 Medium Base (Max. 60W) x2  
Dimension: 21"H x 14"W  
Features: **Tiffany Shade**

**C41406 ③ · Florence Table Lamp**

Body: Dark Bronze / Metal  
Shade: Tiffany / Glass  
Switch: Dual Pull-Chain  
Lamp: E-27 Medium Base (Max. 60W) x2  
Dimension: 26"H x 17"W  
Features: **Tiffany Shade**





①



②

**C41408** ① · Stewart Table Lamp

Body: Tiffany Glass / Antique Brass Metal  
 Shade: Tiffany / Glass  
 Switch: 3-Way Rotary on Base  
 Lamp: E-27 Medium Base (Max. 60W) x2  
 Nightlight: E-12 Candelabra Base (Max. 17W)  
 Dimension: 25"H x 16"W  
 Features: **Nightlight, 3-Way Switch, Tiffany Shade**

**C41412** ② · Wilshire Table Lamp

Body: Dark Bronze / Metal  
 Shade: Tiffany / Glass  
 Switch: Dual Pull-Chain  
 Lamp: E-27 Medium Base (Max. 60W) x2  
 Dimension: 26"H x 16"W  
 Features: **Tiffany Shade**







**LS-19854C ①**

**LS-19854GOLD ② · Stacia LED Mini-Pendant**


Hardware: Chrome or French Gold / Metal  
 Shade: Chrome or French Gold / Metal  
 Lamp: 5W LED G4 Bulb x3 (3000K, 1500lm, CRI: 70)  
 Features: **Replaceable LED**

**LS-19856C ③**

**LS-19856GOLD ④ · Stacia LED Pendant**

Hardware: Chrome or French Gold / Metal  
 Shade: Chrome or French Gold / Metal  
 Lamp: 3W LED G4 Bulb x9 (3000K, 2700lm, CRI: 70)  
 Features: **Replaceable LED**

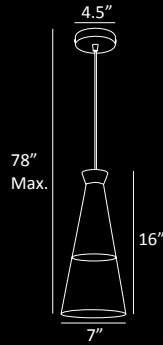




①



②



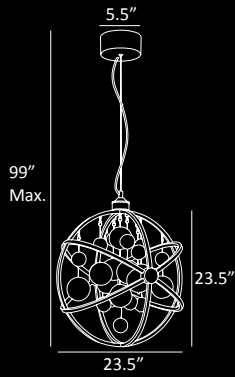
LS-19853C ① · Cabello Pendant

Hardware: Chrome / Metal  
Shade: Chrome Mirror / Glass  
Lamp: E-27 Medium Base (Max. 60W)  
Features: **Mirror Glass**

LS-19853COPPER ② · Cabello Pendant

Hardware: Chrome / Metal  
Shade: Copper Mirror / Glass  
Lamp: E-27 Medium Base (Max. 60W)  
Features: **Mirror Glass**

MARILYN



**LS-19579 · Marilyn LED Pendant**

Body: Chrome / Metal

Décors: Chrome & Clear / Glass

Lamp: 5W LED Panel x6 (3000K, 2400lm, CRI: 80)

Features: **Dimmable & Replaceable LED**

# PRODUCT INDEX

ITEM NO.	PAGE NO.	ITEM NO.	PAGE NO.	ITEM NO.	PAGE NO.
LS 8872	16	LS 23260	10	LS 83210	18
LSF 8872	16	LS 23272	11	LS 83229	16
LS 19579	26	LS 23274	21	LSF 83229	16
LS 19853	25	LS 23300	8	LS 83232	4
LS 19854	24	LS 23302	6	LS 83237	3
LS 19856	24	LS 23305	2	LS 83268	12
LS 22131	21	C 41405	20	LS 83282	13
LS 23177	8	C 41406	21	LS 83283	14
LS 23178	7	C 41408	22	LS 83284	14
LS 23230	7	C 41410	19	LS 83298	17
LS 23232	4	C 41412	22	LS 83299	17
LS 23237	3	C 61405	20	LS 83302	6
LS 23238	7	C 61410	19	LS 83305	2
LS 23252	10	LS 83074	12		
LS 23255	10	LS 83152	11		
LS 23258	8	LS 83192	15		



4980 Eucalyptus Avenue  
 Chino, CA 91710  
 Tel. 909.597.8892 Fax. 909.393.4161  
 website: [www.lite-source.com](http://www.lite-source.com)  
 e-mail: [info@lite-source.com](mailto:info@lite-source.com)



© Copyright 2018 Lite Source Inc. All rights reserved.

Please note products photographed for this catalogue are as visually accurate as possible. Slight variations in color, size, and viewable design occur when being photographed. These variations in no way impair the product or its quality and usability.