



# Home Collection

CATALOG 2019/20

**QUORUM**  
INTERNATIONAL



Introducing the 2019-2020 all new Quorum Home Collection Catalog which highlights the specific products for Home Builders. Our goal is to make every house a home.

**THE RIGHT DESIGN FOR ANY IDEA.**

**QUORUM**  
INTERNATIONAL



Family owned and operated for 35 years, Quorum is a global decorative lighting and ceiling fan manufacturer headquartered in Fort Worth, Texas.

**VIEW OUR ENTIRE COLLECTION ONLINE AT:  
[WWW.QUORUMINTERNATIONAL.COM](http://WWW.QUORUMINTERNATIONAL.COM)**

<b>CHANDELIERS &amp; NOOKS .....</b>	<b>004</b>
<b>ENTRIES &amp; PENDANTS.....</b>	<b>026</b>
<b>ISLANDS .....</b>	<b>048</b>
<b>CEILING &amp; DUAL MOUNTS.....</b>	<b>052</b>
<b>VANITIES .....</b>	<b>064</b>
<b>INDOOR CEILING FANS .....</b>	<b>088</b>
<b>OUTDOOR FAMILIES.....</b>	<b>108</b>
<b>OUTDOOR CEILING FANS.....</b>	<b>124</b>
<b>INDEX .....</b>	<b>132</b>





Have you received your set of Quorum Catalogs?  
**REQUEST YOUR FREE COPIES TODAY!**

# Chandeliers

& NOOKS

---



## ASPEN CHANDELIER

**6177-5-64**

27" (w) x 21.5" (h) - (5) 60W M

Classic Nickel | Clear Seeded Glass

**Also Available: -86** Oiled Bronze | Linen Glass



## ASPEN CHANDELIER

**6177-9-64**

30" (w) x 27.25" (h) - (9) 60W M

Classic Nickel | Clear Seeded Glass

**Also Available: -86** Oiled Bronze | Linen Glass



## ASPEN NOOK

**6477-5-64**

26" (w) x 22.75" (h) - (5) 100W M

Classic Nickel | Clear Seeded Glass

**Also Available: -86** Oiled Bronze | Linen Glass

---



**BARKLEY CHANDELIER**

**6069-5-265**

24" (w) x 27" (h) - (5) 60W M

Satin Nickel | Clear Seeded Glass

**Also Available:**

**-286** Oiled Bronze | Clear Seeded Glass



**BARKLEY CHANDELIER**

**6069-9-265**

26.5" (w) x 32" (h) - (9) 60W M

Satin Nickel | Clear Seeded Glass

**Also Available:**

**-286** Oiled Bronze | Clear Seeded Glass



**BARKLEY CHANDELIER**

**6069-3-286**

18" (w) x 24" (h) - (3) 60W M

Oiled Bronze | Clear Seeded Glass

**Also Available:**

**-265** Satin Nickel | Clear Seeded Glass



**BARKLEY NOOK**

**6369-5-286**

24" (w) x 22.5" (h) - (5) 60W M

Oiled Bronze | Clear Seeded Glass

**Also Available:**

**-265** Satin Nickel | Clear Seeded Glass

**BROOKS CHANDELIER\***

**6250-9-69\*\***

29" (w) x 32" (h) - (9) 60W C

Noir

\*Supplied with metal and candle drip sleeves.

\*\*Supplied with Noir, Satin Nickel and Aged Brass sleeves.

**Also Available:**

-65 Satin Nickel

-70 Persian White

-86 Oiled Bronze





**BROOKS CHANDELIER\***

**6250-15-70**

43"(w) x 43"(h) - (15) 60W C

Persian White

\*Supplied with metal and candle drip sleeves.

**Also Available:**

**-86** Oiled Bronze



**BROOKS CHANDELIER\***

**6250-3-65**

16"(w) x 20.5"(h) - (3) 60W C

Satin Nickel

\*Supplied with metal and candle drip sleeves.

\*\*Supplied with Noir, Satin Nickel and Aged Brass sleeves.

**Also Available:**

**-69\*\*** Noir



**BROOKS CHANDELIER\***

**6250-8-69\*\***

28.75"(w) x 30"(h) - (8) 60W C

Noir

\*Supplied with metal and candle drip sleeves.

\*\*Supplied with Noir, Satin Nickel and Aged Brass sleeves.

**Also Available:**

**-65** Satin Nickel

**-70** Persian White

**-86** Oiled Bronze



**BROOKS CHANDELIER\***

**6250-5-65**

22"(w) x 23.5"(h) - (5) 60W C

Satin Nickel

\*Supplied with metal and candle drip sleeves.

\*\*Supplied with Noir, Satin Nickel and Aged Brass sleeves.

**Also Available:**

**-69\*\*** Noir

**-70** Persian White

**-86** Oiled Bronze





**JARDIN CHANDELIER**

**6127-5-265**

24" (w) x 25.5" (h) - (5) 60W M  
Satin Nickel | Clear Seeded Glass

**Also Available:**

**-286** Oiled Bronze | Clear Seeded Glass

---



**JARDIN CHANDELIER**

**6127-3-286**

20" (w) x 21" (h) - (3) 60W M  
Oiled Bronze | Clear Seeded Glass

**Also Available:**

**-265** Satin Nickel | Clear Seeded Glass

---



**JARDIN CHANDELIER**

**6127-9-286**

30" (w) x 28" (h) - (9) 60W M

Oiled Bronze | Clear Seeded Glass

**Also Available:**

**-265** Satin Nickel | Clear Seeded Glass



**ENCLAVE CHANDELIER**

**6059-9-265**

27" (w) x 32.5" (h) - (9) 60W M

Satin Nickel | Clear Seeded Glass

**Also Available:**

-280 Aged Brass | Clear Seeded Glass

-286 Oiled Bronze | Clear Seeded Glass



**ENCLAVE CHANDELIER**

**6059-5-265**

24" (w) x 25" (h) - (5) 60W M

Satin Nickel | Clear Seeded Glass

**Also Available:**

-280 Aged Brass | Clear Seeded Glass

-286 Oiled Bronze | Clear Seeded Glass



**ENCLAVE CHANDELIER**

**6059-3-265**

19" (w) x 20.5" (h) - (3) 60W M

Satin Nickel | Clear Seeded Glass

**Also Available:**

-280 Aged Brass | Clear Seeded Glass

-286 Oiled Bronze | Clear Seeded Glass

**ENCLAVE CHANDELIER**

**6059-8-280**

30" (w) x 29" (h) - (8) 60W M

Aged Brass | Clear Seeded Glass

**Also Available:**

-265 Satin Nickel | Clear Seeded Glass

-286 Oiled Bronze | Clear Seeded Glass





**REYES CHANDELIER**

**6060-9-86**

31.25"(w) x 30.5"(h) - (9) 60W M  
Oiled Bronze | Satin Opal Glass

**Also Available:**

**-64** Classic Nickel | Satin Opal Glass



**REYES CHANDELIER**

**6060-3-64**

22"(w) x 22"(h) - (3) 60W M  
Classic Nickel | Satin Opal Glass

**Also Available:**

**-86** Oiled Bronze | Satin Opal Glass



**REYES NOOK**

**6360-5-86**

26"(w) x 21.5"(h) - (5) 100W M  
Oiled Bronze | Satin Opal Glass

**Also Available:**

**-64** Classic Nickel | Satin Opal Glass



**REYES CHANDELIER**

**6160-9-69\***

31.25"(w) x 30.5"(h) - (9) 60W C

Noir

\*Supplied with Noir, Satin Nickel and Aged Brass sleeves.

**REYES CHANDELIER**

**6060-5-64**

26" (w) x 24.25" (h) - (5) 60W M  
Classic Nickel | Satin Opal Glass

**Also Available:**

**-86** Oiled Bronze | Satin Opal Glass





**ROSSINGTON CHANDELIER**

**6122-5-265**

25" (w) x 25" (h) - (5) 60W M  
Satin Nickel | Clear Seeded Glass

**Also Available:**

- 280 Aged Brass | Clear Seeded Glass
- 286 Oiled Bronze | Clear Seeded Glass






**REYES CHANDELIER**

**6160-5-69\***

26" (w) x 24.5" (h) - (5) 60W C

Noir

\*Supplied with Noir, Satin Nickel and Aged Brass sleeves.



**REYES CHANDELIER**

**6160-3-69\***

22" (w) x 22" (h) - (3) 60W C

Noir

\*Supplied with Noir, Satin Nickel and Aged Brass sleeves.



**ROSSINGTON NOOK**

**6422-4-286**

21" (w) x 18" (h) - (4) 100W M

Oiled Bronze | Clear Seeded Glass

**Also Available:**

-265 Satin Nickel | Clear Seeded Glass

-280 Aged Brass | Clear Seeded Glass





**ROSSINGTON CHANDELIER**

**6122-9-286**

31"(w) x 23"(h) - (9) 60W M

Oiled Bronze | Clear Seeded Glass

**Also Available:**

-265 Satin Nickel | Clear Seeded Glass

-280 Aged Brass | Clear Seeded Glass



**ROSSINGTON CHANDELIER**

**6022-9-65**

27"(w) x 23.5"(h) - (9) 60W C

Satin Nickel

**Also Available:**

-80 Aged Brass

-86 Oiled Bronze



**ROSSINGTON CHANDELIER**

**6022-5-86**

22"(w) x 25.25"(h) - (5) 60W C

Oiled Bronze

**Also Available:**

-65 Satin Nickel

-80 Aged Brass



**ROSSINGTON CHANDELIER**

**6122-3-280**

18"(w) x 19"(h) - (3) 60W M

Aged Brass | Clear Seeded Glass

**Also Available:**

-265 Satin Nickel | Clear Seeded Glass

-286 Oiled Bronze | Clear Seeded Glass



**RICHMOND CHANDELIER**

**6811-5-186**

24" (w) x 27.5" (h) - (5) 60W M

Oiled Bronze | Clear Seeded Glass

**Also Available:**

**-65** Satin Nickel | Satin Opal Glass

**-86** Oiled Bronze | Satin Opal Glass



**RICHMOND CHANDELIER**

**6811-12186**

34" (w) x 35.5" (h) - (12) 60W M  
Oiled Bronze | Clear Seeded Glass

**Also Available:**

-65 Satin Nickel | Satin Opal Glass  
-86 Oiled Bronze | Satin Opal Glass

---



**RICHMOND CHANDELIER**

**6811-9-65**

26" (w) x 32" (h) - (9) 60W M  
Satin Nickel | Satin Opal Glass

**Also Available:**

-86 Oiled Bronze | Satin Opal Glass  
-186 Oiled Bronze | Clear Seeded Glass

---



**RICHMOND CHANDELIER**

**6811-8-186**

31" (w) x 32" (h) - (8) 60W M

Oiled Bronze | Clear Seeded Glass

**Also Available:**

-65 Satin Nickel | Satin Opal Glass

-86 Oiled Bronze | Satin Opal Glass



**RICHMOND CHANDELIER**

**6811-3-65**

18" (w) x 24.5" (h) - (3) 60W C

Satin Nickel | Satin Opal Glass

**Also Available:**

-86 Oiled Bronze | Satin Opal Glass

-186 Oiled Bronze | Clear Seeded Glass



**RICHMOND NOOK**

**6211-4-86**

23" (w) x 19" (h) - (4) 100W M

Oiled Bronze | Satin Opal Glass

**Also Available:**

-65 Satin Nickel | Satin Opal Glass

-186 Oiled Bronze | Clear Seeded Glass



**DELTA CHANDELIER**

**6084-6-65**

27" (l) x 22.5" (w) x 17.5" (h)\* - (6) 60W M

Satin Nickel | Satin Opal Glass

\*Height measured using 12" stem

\*Height adjustable with assorted rods. 2-8", 2-12"  
and 3-16" rods included.



**DELTA CHANDELIER**

**6084-4-65**

24.25" (w) x 17.5" (h)\* - (4) 60W M

Satin Nickel | Satin Opal Glass

\*Height measured using 12" stem

\*Height adjustable with assorted rods. 2-8", 2-12"  
and 3-16" rods included.



**DELTA NOOK**

**6384-4-65**

23.5" (w) x 9" (h)\* - (4) 100W M

Satin Nickel | Satin Opal Glass

\*Height adjustable with assorted rods. 2-8", 2-12"  
and 3-16" rods included.



**BRYANT CHANDELIER**

**6154-9-186**

31"(w) x 36.25"(h) - (9) 60W M  
Oiled Bronze | Satin Opal Glass

**Also Available:**

- 64 Classic Nickel | Faux Alabaster Glass
- 86 Oiled Bronze | Amber Scavo Glass



**BRYANT CHANDELIER**

**6154-5-64**

28"(w) x 30"(h) - (5) 60W M  
Classic Nickel | Faux Alabaster Glass

**Also Available:**

- 86 Oiled Bronze | Amber Scavo Glass
- 186 Oiled Bronze | Satin Opal Glass



**BRYANT CHANDELIER**

**6054-9-86**

29"(w) x 36.25"(h) - (9) 60W M  
Oiled Bronze

**Also Available:**

- 64 Classic Nickel



**BRYANT CHANDELIER**

**6054-5-86**

25.75"(w) x 30"(h) - (5) 60W M  
Oiled Bronze

**Also Available:** -64 Classic Nickel



**BRYANT NOOK**

**6354-5-186**

30"(w) x 23.75"(h) - (5) 100W M  
Oiled Bronze | Satin Opal Glass

**Also Available:**

- 64 Classic Nickel | Faux Alabaster Glass
- 86 Oiled Bronze | Amber Scavo Glass



**BRYANT NOOK**

**6354-3-64**

25"(w) x 21.75"(h) - (3) 100W M  
Classic Nickel | Faux Alabaster Glass

**Also Available:**

- 86 Oiled Bronze | Amber Scavo Glass
- 186 Oiled Bronze | Satin Opal Glass



**CELESTA CHANDELIER**

**6053-5-64**

26" (w) x 22" (h) - (5) 60W M

Classic Nickel | Satin Opal Glass



**CELESTA CHANDELIER**

**6053-9-64**

34" (w) x 27.5" (h) - (9) 60W M

Classic Nickel | Satin Opal Glass



**CELESTA CHANDELIER**

**6010-9-186**

29" (w) x 31" (h) - (9) 60W M

Oiled Bronze | Satin Opal Glass

**Also Available:**

**-64** Classic Nickel | Faux Alabaster Glass



**SPENCER CHANDELIER**

**6010-3-64**

20" (w) x 20" (h) - (3) 60W M

Classic Nickel | Faux Alabaster Glass

**Also Available:**

**-186** Oiled Bronze | Satin Opal Glass



**SPENCER CHANDELIER**

**6010-5-64**

24.5" (w) x 25" (h) - (5) 60W M

Classic Nickel | Faux Alabaster Glass

**Also Available:**

**-186** Oiled Bronze | Satin Opal Glass



**SPENCER NOOK**

**6410-3-186**

21" (w) x 18" (h) - (3) 100W M

Oiled Bronze | Satin Opal Glass

**Also Available:**

**-64** Classic Nickel | Faux Alabaster Glass



**SPENCER NOOK**

**6410-5-186**

24" (w) x 20" (h) - (5) 100W M

Oiled Bronze | Satin Opal Glass

**Also Available:**

**-64** Classic Nickel | Faux Alabaster Glass





**CHANDELIER**

**6040-5-86**

20" (w) x 17.5" (h) - (5) 60W C

Oiled Bronze

**Also Available:**

**-65** Satin Nickel



**CHANDELIER**

**6041-6-69**

24.5" (w) x 27.5" (h) - (6) 60W M

Noir | Clear Seeded Glass

**Also Available:**

**-65** Satin Nickel | Satin Opal Glass

**-86** Oiled Bronze | Satin Opal Glass



**CHANDELIER**

**6041-5-69**

20" (w) x 17.5" (h) - (5) 60W C

Noir | Clear Seeded



**CHANDELIER**

**6041-5-65**

22.5" (w) x 17.5" (h) - (5) 60W C

Satin Nickel | Satin Opal

**Also Available:**

**-86** Oiled Bronze | Satin Opal Glass



**ROCKWOOD CHANDELIER**  
**6090-5-65**  
27.25" (w) x 24" (h) - (5) 60W M  
Satin Nickel | Satin Opal Glass

# Entries

& PENDANTS

---



## GABRIEL ENTRY

**604-12-64**

29" (w) x 32.25" (h)\* - (12) 60W C

Classic Nickel

\*Supplied with 2-8", 2-12", 2-16" stems and 1' of chain to customize hanging height.

\*\*Noir Finish is supplied with Noir, Satin Nickel and Aged Brass sleeves.

### Also Available:

-69 Noir

-74 Gold Leaf

-86 Oiled Bronze



## GABRIEL ENTRY

**604-9-74**

24" (w) x 29.5" (h)\* - (9) 60W C

Gold Leaf

\*Supplied with 2-8", 2-12", 2-16" stems and 1' of chain to customize hanging height.

\*\*Noir Finish is supplied with Noir, Satin Nickel and Aged Brass sleeves.

### Also Available:

-64 Classic Nickel

-69 Noir

-86 Oiled Bronze



## GABRIEL ENTRY

**604-6-86**

17" (w) x 21" (h)\* - (6) 60W C

Oiled Bronze

\*Supplied with 2-8", 2-12", 2-16" stems and 1' of chain to customize hanging height.

\*\*Noir Finish is supplied with Noir, Satin Nickel and Aged Brass sleeves.

### Also Available:

-64 Classic Nickel

-69 Noir

-74 Gold Leaf



**GABRIEL ENTRY**

**604-8-69\*\***

22" (w) x 26.25" (h)\* - (8) 60W C

Noir

\*Supplied with 2-8", 2-12", 2-16" stems and 1' of chain to customize hanging height.

\*\*Noir Finish is supplied with Noir, Satin Nickel and Aged Brass sleeves.

**Also Available:**

**-64** Classic Nickel

**-74** Gold Leaf

**-86** Oiled Bronze



**GABRIEL NOOK**

**644-5-74**

21" (w) x 17.5" (h)\* - (5) 60W C

Gold Leaf

\*Supplied with 2-8", 2-12", 2-16" stems and 1' of chain to customize hanging height. \*\*Noir Finish is supplied with Noir, Satin Nickel and Aged Brass sleeves.

**Also Available:**

**-64** Classic Nickel

**-69** Noir

**-86** Oiled Bronze



**GABRIEL ENTRY**

**604-4-69\*\***

12.5"(w) x 16"(h)\* - (4) 60W C

Noir

\*Supplied with 2-8", 2-12", 2-16" stems and 1' of chain to customize hanging height. \*\*Noir Finish is supplied with Noir, Satin Nickel and Aged Brass sleeves.

**Also Available:**

**-64** Classic Nickel

**-74** Gold Leaf

**-86** Oiled Bronze



**GABRIEL NOOK**

**644-6-86**

24"(w) x 23"(h)\* - (6) 60W C

Oiled Bronze

\*Supplied with 2-8", 2-12", 2-16" stems and 1' of chain to customize hanging height. \*\*Noir Finish is supplied with Noir, Satin Nickel and Aged Brass sleeves.

**Also Available:**

**-64** Classic Nickel

**-69** Noir

**-74** Gold Leaf



**GABRIEL PENDANT/ISLAND**

**654-10-64**

54"(l) x 17"(w) x 16.25"(h)\* - (10) 60W C

Classic Nickel

\*Supplied with 4-8", 4-12", 4-16" stems and 2' of chain to customize hanging height. \*\*Noir Finish is supplied with Noir, Satin Nickel and Aged Brass sleeves.

**Also Available:**

**-69** Noir

**-74** Gold Leaf

**-86** Oiled Bronze



**GABRIEL PENDANT/ISLAND**

**654-8-69\*\***

44.5" (l) x 17.25" (w) x 13.75" (h)\* - (8) 60W C

Noir

\*Supplied with 4-8", 4-12", 4-16" stems and 2' of chain to customize hanging height. \*\*Noir Finish is supplied with Noir, Satin Nickel and Aged Brass sleeves.

**Also Available:**

-64 Classic Nickel

-74 Gold Leaf

-86 Oiled Bronze



**GABRIEL PENDANT/ISLAND**

**654-6-64**

35" (l) x 15" (w) x 12.5" (h)\* - (6) 60W C

Classic Nickel

\*Supplied with 4-8", 4-12", 4-16" stems and 2' of chain to customize hanging height. \*\*Noir Finish is supplied with Noir, Satin Nickel and Aged Brass sleeves.

**Also Available:**

-69\*\* Noir

-74 Gold Leaf

-86 Oiled Bronze



**KNOX PENDANT**

**699-8-86**

26" (w) x 28.75" (h)\* - (8) 60W C

Oiled Bronze

\*Height adjustable with assorted rods. 2-8", 2-12" and 3-16" rods included.

**Also Available:**

-65 Satin Nickel



**KNOX PENDANT**

**699-6-65**

22" (w) x 24.75" (h)\* - (6) 60W C

Satin Nickel

\*Height adjustable with assorted rods. 2-8", 2-12" and 3-16" rods included.

**Also Available:**

-86 Oiled Bronze



**KNOX PENDANT**

**699-4-65**

18" (w) x 19" (h)\* - (4) 60W C

Satin Nickel

\*Height adjustable with assorted rods.

2-8", 2-12" and 3-16" rods included.

**Also Available:**

**-86** Oiled Bronze



**KNOX PENDANT**

**699-3-86**

14.25" (w) x 16" (h)\* - (3) 60W C

Oiled Bronze

\*Height adjustable with assorted rods.

2-8", 2-12" and 3-16" rods included.

**Also Available:**

**-65** Satin Nickel



**MANOR ENTRY**

**6809-12-64**

29" (w) x 38" (h) - (12) 60W C

Classic Nickel

\*\*Noir Finish is supplied with Noir,

Satin Nickel and Aged Brass sleeves.

**Also Available:**

**-69** Noir

**-86** Oiled Bronze



**MANOR ENTRY**

**6809-9-69\*\***

25" (w) x 34.25" (h)\* - (9) 60W C

Noir

\*\*Noir Finish is supplied with Noir, Satin Nickel

and Aged Brass sleeves.

**Also Available:**

**-64** Classic Nickel

**-86** Oiled Bronze





**3 LIGHT ENTRY**

**894-3-69**

13" (w) x 15.5" (h) - (3) 60W C

Noir

**Also Available:**

-14 Chrome

-65 Satin Nickel

-80 Aged Brass

-86 Oiled Bronze



**4 LIGHT ENTRY**

**894-4-65**

23"(w) x 21"(h) - (4) 60W C

Satin Nickel

**Also Available:**

-14 Chrome

-69 Noir

-80 Aged Brass

-86 Oiled Bronze



**SMALL CUBOID PENDANT**

**6731-4-162**

8"(w) x 14"(h) - (4) 60W C

Polished Nickel

**Also Available:**

-160 Aged Silver Leaf

-165 Satin Nickel

-180 Aged Brass

-186 Oiled Bronze

**LARGE CUBOID PENDANT**

**6731-4-86**

11"(w) x 17"(h) - (4) 60W C

Oiled Bronze

**Also Available:**

-60 Aged Silver Leaf

-62 Polished Nickel

-65 Satin Nickel

-80 Aged Brass

**CUBOID PENDANT**

**6731-8-65**

14"(w) x 24"(h) - (8) 60W C

Satin Nickel

**Also Available:**

-60 Aged Silver Leaf

-62 Polished Nickel

-80 Aged Brass

-86 Oiled Bronze



**MITRE PENDANT**

**6734-3-65**

12"(w) x 21.75"(h) - (3) 60W C

Satin Nickel

**MITRE PENDANT**

**6734-4-65**

15"(w) x 25.55"(h) - (4) 60W C

Satin Nickel

**MITRE PENDANT**

**6734-5-65**

18"(w) x 33.25"(h) - (5) 60W C

Satin Nickel



**PENDANT**  
**8114-8-69\*\***

25" (w) x 38" (h) - (8) 60W C

Noir

\*\*Noir Finish is supplied with Noir, Satin Nickel and Aged Brass sleeves.



**PENDANT**  
**8114-4-69\*\***

20" (w) x 31" (h) - (4) 60W C

Noir

\*\*Noir Finish is supplied with Noir, Satin Nickel and Aged Brass sleeves.



**PENDANT**  
**8113-4-69\*\***

16" (w) x 25" (h) - (4) 60W C

Noir

\*\*Noir Finish is supplied with Noir, Satin Nickel and Aged Brass sleeves.



**ATWOOD ENTRY**  
**6796-9-86**

22" (w) x 33" (h) - (9) 60W C  
Oiled Bronze



**ATWOOD DUAL MOUNT/ENTRY**  
**6796-4-86**  
10.75"(w) x 17"(h) - (4) 60W C  
Oiled Bronze



**ATWOOD ENTRY**  
**6796-6-86**  
16"(w) x 24"(h) - (6) 60W C  
Oiled Bronze



**ATWOOD ENTRY**  
**6796-8-86**  
23"(w) x 23"(h) - (8) 60W C  
Oiled Bronze



**BRYANT ENTRY**  
**6854-9-64**

20" (w) x 33.5" (h) - (9) 60W C  
Classic Nickel  
**Also Available:**  
-86 Oiled Bronze



**DUBLIN PENDANT**  
**6842-6-64**

29.5" (w) x 34" (h)\* - (6) 60W C  
Classic Nickel  
**Also Available:**  
-69 Noir  
-74 Gold Leaf  
-86 Oiled Bronze



**DUBLIN PENDANT**  
**6842-4-69\*\***

18" (w) x 21" (h)\* - (4) 60W C  
Noir  
\*\*Noir Finish is supplied with Noir, Satin Nickel and Aged Brass sleeves.  
**Also Available:**  
-64 Classic Nickel  
-74 Gold Leaf  
-86 Oiled Bronze



**DUBLIN PENDANT**  
**3842-69**

11" (w) x 14" (h)\* - (1) 100W M  
Noir  
**Also Available:**  
-64 Classic Nickel  
-74 Gold Leaf  
-86 Oiled Bronze

**DUBLIN PENDANT**

**6942-4-74**

21.5" (w) x 25" (h)\* - (4) 60W C

Gold Leaf

\*\*Noir Finish is supplied with Noir, Satin Nickel and Aged Brass sleeves.

**Also Available:**

**-64** Classic Nickel

**-69** Noir

**-86** Oiled Bronze







**ROSSINGTON ENTRY**

**6822-4-80**

18" (w) x 30" (h) - (4) 60W C

Aged Brass

**Also Available:**

**-65** Satin Nickel

**-86** Oiled Bronze



**SPENCER PENDANT**  
**8110-3-186**  
15.75" (w) x 23" (h) - (3) 75W M  
Oiled Bronze | Satin Opal Glass



**REYES PENDANT**  
**8060-4-64**  
19.5" (w) x 24" (h) - (4) 75W M  
Classic Nickel | Satin Opal Glass  
**Also Available:**  
-86 Oiled Bronze | Satin Opal Glass



**RICHMOND ENTRY**  
**6711-4-65**  
18" (w) x 26.5" (h) - (4) 60W C  
Satin Nickel  
**Also Available:**  
-86 Oiled Bronze



**ROSSINGTON ENTRY**  
**6822-3-86**  
12" (w) x 21.5" (h) - (3) 60W C  
Oiled Bronze  
**Also Available:**  
-65 Satin Nickel  
-80 Aged Brass



**ROSSINGTON ENTRY**  
**6822-2-65**  
8" (w) x 16" (h) - (2) 60W C  
Satin Nickel  
**Also Available:**  
-80 Aged Brass  
-86 Oiled Bronze



**ASPEN MINI PENDANT**  
**3177-64**

6.25"(w) x 8.5"(h)\* - (1) 100W M  
Classic Nickel | Clear Seeded Glass  
\*Height adjustable with assorted rods. 2-8",  
2-12" and 3-16" rods included.

**BRYANT MINI PENDANT**

**3154-64**  
8"(w) x 12"(h)\* - (1) 100W M  
Classic Nickel | Faux Alabaster Glass  
\*Height adjustable with assorted rods. 2-8",  
2-12" and 3-16" rods included.

**Also Available:**  
**-86** Oiled Bronze | Amber Scavo Glass  
**-186** Oiled Bronze | Satin Opal Glass

**CELESTA MINI PENDANT**  
**3053-64**

7"(w) x 8"(h)\* - (1) 100W M  
Classic Nickel | Satin Opal Glass  
\*Height adjustable with assorted rods. 2-8",  
2-12", 3-16" rods included.



**SPENCER MINI PENDANT**  
**3110-186**

7.5"(w) x 18.25"(h)\* - (1) 100W M  
Oiled Bronze | Satin Opal Glass  
\*Height adjustable with assorted rods. 2-8",  
2-12" and 3-16" rods included.

**Also Available:**  
**-64** Classic Nickel | Faux Alabaster Glass

**BARKLEY MINI PENDANT**  
**3069-86**

5.75"(w) x 7"(h) - (1) 100W M  
Oiled Bronze | Satin Opal Glass

**Also Available:**  
**-65** Satin Nickel | Satin Opal Glass

**BROOKS MINI PENDANT**  
**3050-69**

7"(w) x 14.5"(h)\* - (1) 100W M  
Noir | Clear Seeded Glass  
\*Height adjustable with assorted rods. 2-8",  
2-12" and 3-16" rods included.

**Also Available:**  
**-86** Oiled Bronze | Satin Opal Glass



**REYES MINI PENDANT**  
**3060-64**

5.25"(w) x 8.75"(h)\* - (1) 100W M  
Classic Nickel | Satin Opal Glass  
\*Height adjustable with assorted rods. 2-8",  
2-12", 3-16" rods included.

**Also Available:**  
-86 Oiled Bronze | Satin Opal Glass



**RICHMOND MINI PENDANT**  
**3811-186**

5.25"(w) x 8.5"(h)\* - (1) 100W M  
Oiled Bronze | Clear Seeded Glass  
\*Height adjustable with assorted rods. 2-8",  
2-12" and 3-16" rods included.

**Also Available:**  
-65 Satin Nickel | Satin Opal Glass  
-86 Oiled Bronze | Satin Opal Glass



**RICHMOND PENDANT**  
**3911-65**

8"(w) x 9.5"(h)\* - (1) 100W M  
Satin Nickel | Satin Opal Glass  
\*Height adjustable with assorted rods. 2-8",  
2-12" and 3-16" rods included.

**Also Available:**  
-86 Oiled Bronze | Satin Opal Glass  
-186 Oiled Bronze | Clear Seeded Glass



**ROSSINGTON MINI PENDANT**  
**3122-265**

5"(w) x 7"(h)\* - (1) 100W M  
Satin Nickel | Clear Seeded Glass  
\*Height adjustable with assorted rods. 2-8",  
2-12" and 3-16" rods included.

**Also Available:**  
-280 Aged Brass | Clear Seeded Glass  
-286 Oiled Bronze | Clear Seeded Glass



**ASHTON MINI PENDANT**  
**3135-65**

6.5"(w) x 9.75"(h)\* - 1 Light  
Satin Nickel | Faux Alabaster Glass  
\*Height adjustable with assorted rods. 2-8",  
2-12" and 3-16" rods included.



**JARDIN MINI PENDANT**  
**3127-265**

5.5"(w) x 6.5"(h) - (1) 100W M  
Satin Nickel | Clear Seeded Glass

**Also Available:**  
-286 Oiled Bronze | Clear Seeded Glass



**ENCLAVE MINI PENDANT**

**3059-265**

5.5" (w) x 7" (h)\* - (1) 100W M

Satin Nickel | Clear Seeded Glass

\*Height adjustable with assorted rods. 2-8",  
2-12" and 3-16" rods included.

**Also Available:**

**-280** Aged Brass | Clear Seeded Glass

**-286** Oiled Bronze | Clear Seeded Glass



**882-3765**  
5"(w) x 9.5"(h) - (1) 50W M  
Satin Nickel | Clear/Chrome Striped  
Glass  
Pendants supplied with 10' cord.



**MINI PENDANT**  
**882-165**  
5"(w) x 9.5"(h) - (1) 60W M  
Satin Nickel | Clear/White Glass  
Pendant supplied with 10' cord  
**Also Available:**  
**-69** Noir | Clear/White Glass



**LANCASTER MINI PENDANT**  
**3207-65**  
5"(w) x 8.25"(h)\* - (1) 100W M  
Satin Nickel | Satin Opal Glass  
\*Height adjustable with assorted rods. 2-8",  
2-12" and 3-16" rods included.  
**Also Available:**  
**-80** Aged Brass | Satin Opal Glass  
**-86** Oiled Bronze | Satin Opal Glass



**MADISON MINI PENDANT**  
**3174-65**  
6.5"(w) x 7"(h) - (1) 60W M  
Satin Nickel | Faux Alabaster Glass  
Pendant supplied with 10' cord.



**KNOX MINI PENDANT**

**699-65**


9" (w) x 10" (h)\* - (1) 100W M

Satin Nickel

\*Height adjustable with assorted rods. 2-8", 2-12" and 3-16" rods included.

**Also Available:**

**-86** Oiled Bronze



**ROCKWOOD MINI PENDANT**

**3090-65**

7" (w) x 12" (h)\* - (1) 100W M

Satin Nickel | Satin Opal Glass

\*Height adjustable with assorted rods. 2-8", 2-12" and 3-16" rods included.



**DELTA MINI PENDANT**

**3084-86**

4" (w) x 7.75" (h)\* - (1) 100W M

Oiled Bronze | Satin Opal Glass

\*Height adjustable with assorted rods. 2-8", 2-12" and 3-16" rods included.

**Also Available:**

**-65** Satin Nickel | Satin Opal Glass



**16" PENDANT**

**6822-65**

16" (w) x 8" (h) - (1) 150W M

Satin Nickel

**Also Available:**

-6 White

-33 Cobblestone

-59 Matte Black

-80 Aged Brass

-86 Oiled Bronze



# Islands

---



## **BRYANT ISLAND**

**6554-3-64**

36" (l) x 10" (w) x 23.5" (h)\* - (3) 100W M

Classic Nickel | Faux Alabaster Glass

\*Height measured not including 2 sections of 8' chain between fixture and ceiling canopy

### **Also Available:**

**-86** Oiled Bronze | Amber Scavo Glass

**-186** Oiled Bronze | Satin Opal Glass



## **SPENCER ISLAND**

**6510-3-186**

45.25" (l) x 13" (w) x 22.25" (h)\* - (3) 100W M

Oiled Bronze | Satin Opal Glass

\*Height adjustable with assorted rods. 2-8", 2-12" and 3-16" rods included.

### **Also Available:**

**-64** Classic Nickel | Faux Alabaster Glass



## **JARDIN ISLAND**

**6627-3-65**

33" (l) x 5.75" (w) x 15" (h) - (3) 100W M

Satin Nickel | Satin Opal Glass

### **Also Available:**

**-86** Oiled Bronze | Satin Opal Glass



**REYES ISLAND**

**6660-3-86**

46.5"(l) x 12.75"(w) x 14"(h)\* - (3) 100W M

Oiled Bronze | Satin Opal Glass

\*Height measured not including 2 sections of 8' chain between fixture and ceiling canopy

**Also Available:**

**-64** Classic Nickel | Satin Opal Glass



**RICHMOND ISLAND**

**6511-3-186**

38"(l) x 8"(w) x 18"(h) - (3) 100W M

Oiled Bronze | Clear Seeded Glass



**RICHMOND ISLAND**

**6911-3-165**

38"(l) x 8"(w) x 18"(h) - (3) 100W M

Satin Nickel | Satin Opal Glass

**Also Available:**

**-186** Oiled Bronze | Satin Opal Glass



**RICHMOND ISLAND**

**6911-3-86**

38" (l) x 8" (w) x 20.5" (h) - (3) 100W M

Oiled Bronze | Satin Opal Glass

**Also Available:**

**-65** Satin Nickel | Satin Opal Glass

---



**RICHMOND ISLAND**

**6611-3-186**

38" (l) x 8" (w) x 20.5" (h) - (3) 100W M

Oiled Bronze | Clear Seeded Glass

---



**DELTA ISLAND**

**6584-3-65**

32"(l) x 4.25"(w) x 16.5"(h)\* - (3) 100W M

Satin Nickel | Satin Opal Glass

\*Height measured using 12" stems

\*Height adjustable with assorted rods. 4-8", 4-12" and 6-16" rods included.



**DELTA ISLAND**

**6584-6-65**

35"(l) x 15.75"(w) x 17"(h)\* - (6) 100W M

Satin Nickel | Satin Opal Glass

\*Height measured using 12" stems

\*Height adjustable with assorted rods. 4-8", 4-12" and 6-16" rods included.

# Dual Mounts

& CEILING MOUNTS



**DUAL MOUNT**  
**2910-13-65**

13"(w) x 10.5"(h) - (2) 75W M  
Satin Nickel | Satin Opal Glass



**SPENCER DUAL MOUNT**  
**2810-13-64**

13"(w) x 10.5"(h) - (2) 75W M  
Classic Nickel | Faux Alabaster Glass



**REYES DUAL MOUNT**  
**2760-16-69**

15.5"(w) x 15.75"(h) - (3) 75W M  
Noir | Clear Seeded Glass

**Also Available:**

**-64** Classic Nickel | Satin Opal Glass  
**-86** Oiled Bronze | Satin Opal Glass



**DUAL MOUNT**  
**2840-12-86**

11.75"(w) x 11.25"(h) - (3) 60W C  
Oiled Bronze | Clear Seeded Glass  
UL Dry

**Also Available:**

**-65** Satin Nickel | Clear Seeded Glass



**DUAL MOUNT**  
**2840-14-65**

13.75"(w) x 11.25"(h) - (4) 60W C  
Satin Nickel | Clear Seeded Glass  
UL Dry

**Also Available:**

**-86** Oiled Bronze | Clear Seeded Glass



**RICHMOND DUAL MOUNT**  
**2911-8-186**

8"(w) x 17"(h) - (3) 60W C  
Oiled Bronze | Clear Seeded Glass

**Also Available:**

**-65** Satin Nickel | Satin Opal Glass  
**-165** Satin Nickel | Clear Seeded Glass  
**-86** Oiled Bronze | Satin Opal Glass



**DUAL MOUNT**  
**2841-10-65**

10.25" (w) x 13.5" (h) - (3) 60W C  
Satin Nickel | Clear Seeded Glass  
UL Dry

**Also Available:**  
**-86** Oiled Bronze | Clear Seeded Glass



**DUAL MOUNT**  
**2841-13-86**

10.25" (w) x 13.5" (h) - (3) 60W C  
Oiled Bronze | Clear Seeded Glass  
UL Dry

**Also Available:**  
**-65** Satin Nickel | Clear Seeded Glass



**RICHMOND DUAL MOUNT**  
**2811-8-86**

8" (w) x 14" (h) - (3) 60W C  
Oiled Bronze | Satin Opal Glass

**Also Available:**  
**-65** Satin Nickel | Satin Opal Glass  
**-165** Satin Nickel | Clear Seeded Glass  
**-186** Oiled Bronze | Clear Seeded Glass



**ASPEN DUAL MOUNT**  
**2877-14-64**

14" (w) x 15" (h) - (2) 75W M  
Classic Nickel | Clear Seeded Glass



**BRYANT DUAL MOUNT**  
**2854-18186**

17.5"(w) x 16.5"(h) - (3) 75W M  
Oiled Bronze | Satin Opal Glass



**CELESTA DUAL MOUNT**  
**2753-18-64**

18"(w) x 17"(h) - (2) 75W M  
Classic Nickel | Satin Opal Glass



**ROSSINGTON DUAL MOUNT**  
**2822-18-65**

18"(w) x 18.5"(h) - (4) 60W C  
Satin Nickel  
**Also Available:**  
-80 Aged Brass  
-86 Oiled Bronze



**BRYANT DUAL MOUNT**  
**6754-3-64**

12.5"(w) x 16.5"(h) - (3) 60W C  
Classic Nickel  
**Also Available:**  
-86 Oiled Bronze



**LANCASTER DUAL MOUNT**  
**2817-13-65**

13"(w) x 15.75"(h) - (3) 60W C  
Satin Nickel  
**Also Available:**  
-86 Oiled Bronze



**GABRIEL DUAL MOUNT**

**304-10-69\*\***

10.25"(w) x 12"(h) - (3) 30W C

Noir | Clear Seeded Glass

\*\*Supplied with Noir, Satin Nickel and Aged Brass sleeves.

**Also Available:**

-64 Classic Nickel

-74 Gold Leaf

-86 Oiled Bronze



**GABRIEL DUAL MOUNT**

**304-13-74**

13"(w) x 13.75"(h) - (4) 60W C

Gold Leaf | Clear Seeded Glass

\*\*Supplied with Noir, Satin Nickel and Aged Brass sleeves.

**Also Available:**

-64 Classic Nickel

-69 Noir

-86 Oiled Bronze





**REYES SINK LIGHT**

**3260-2-86**

16.25"(l) x 5.25"(w) x 10.5"(h)

(2) 100W M

Oiled Bronze | Satin Opal Glass

UL Damp

**Also Available:**

**-64** Classic Nickel | Satin Opal Glass

**ROCKWOOD SINK LIGHT**

**3290-2-65**

17.5"(l) x 7"(w) x 11.5"(h) - (2) 100W M

Satin Nickel | Satin Opal Glass

UL Damp



**ROCKWOOD CEILING MOUNT**

**3090-14-65**

14.25"(w) x 7.5"(h) - (3) 60W M

Satin Nickel | Satin Opal Glass

**CEILING MOUNT**

**322-65**

6"(w) x 3"(h) - (1) 60W M

Satin Nickel

**Also Available:**

**-62** Polished Nickel

**-69** Noir

**-80** Aged Brass



**11" CONTEMPORARY FLUSH MOUNT**

**3502-11-65**

11" (w) x 3.75" (h) - (2) 40W M

Satin Nickel | Clear Seeded Glass

**Also Available:**

**-69** Noir | Clear Seeded Glass

**13" CONTEMPORARY FLUSH MOUNT**

**3502-13-69**

13" (w) x 3.75" (h) - (2) 40W M

Noir | Clear Seeded Glass

**Also Available:**

**-65** Satin Nickel | Clear Seeded Glass



**9" CONTEMPORARY FLUSH MOUNT**

**3505-9-65**

9.25" (w) x 3.75" (h) - (1) 60W M

Satin Nickel | Satin Opal Glass

**Also Available:**

**-62** Polished Nickel | Satin Opal Glass

**-69** Noir | Satin Opal Glass

**-80** Aged Brass | Satin Opal Glass

**11" CONTEMPORARY FLUSH MOUNT**

**3505-11-65**

11" (w) x 3.75" (h) - (2) 40W M

Satin Nickel | Satin Opal Glass

**Also Available:**

**-62** Polished Nickel | Satin Opal Glass

**-69** Noir | Satin Opal Glass

**-80** Aged Brass | Satin Opal Glass

**13" CONTEMPORARY FLUSH MOUNT**

**3505-13-69**

13" (w) x 3.75" (h) - (2) 40W M

Noir | Satin Opal Glass

**Also Available:**

**-62** Polished Nickel | Satin Opal Glass

**-65** Satin Nickel | Satin Opal Glass

**-80** Aged Brass | Satin Opal Glass



**11" SATIN OPAL CEILING MOUNT**  
**3507-11-65**  
11.5"(w) x 4.5"(h) - (1) 60W M  
Satin Nickel | Satin Opal Glass

**14" SATIN OPAL CEILING MOUNT**  
**3507-14-95**  
14"(w) x 5.5"(h) - (2) 60W M  
Old World | Satin Opal Glass  
**Also Available:**  
**-65** Satin Nickel | Satin Opal Glass



**17" SATIN OPAL CEILING MOUNT**  
**3507-17-65**  
17"(w) x 6.5"(h) - (3) 60W M  
Satin Nickel | Satin Opal Glass  
**Also Available:**  
**-95** Old World | Satin Opal Glass

---



**11" FAUX ALABASTER  
CEILING MOUNT**

**3066-11-86**

11.5"(w) x 6"(h) - (2) 60W M

Oiled Bronze | Faux Alabaster Glass

**Also Available:**

**-44** Toasted Sienna | Faux Alabaster Glass

**-65** Satin Nickel | Faux Alabaster Glass

**-95** Old World | Faux Alabaster Glass



**13" FAUX ALABASTER  
CEILING MOUNT**

**3066-13-65**

13.5"(w) x 6"(h) - (2) 75W M

Satin Nickel | Faux Alabaster Glass

**Also Available:**

**-44** Toasted Sienna | Faux Alabaster Glass

**-86** Oiled Bronze | Faux Alabaster Glass

**-95** Old World | Faux Alabaster Glass



**15" FAUX ALABASTER  
CEILING MOUNT**

**3066-15-95**

15.5"(w) x 6.75"(h) - (3) 60W M

Old World | Faux Alabaster Glass

**Also Available:**

**-44** Toasted Sienna | Faux Alabaster Glass

**-65** Satin Nickel | Faux Alabaster Glass

**-86** Oiled Bronze | Faux Alabaster Glass



**11" SATIN OPAL CEILING MOUNT**

**3063-11-65**

11.5"(w) x 6"(h) - (2) 60W M

Satin Nickel | Satin Opal Glass

**Also Available:**

**-69** Noir | Satin Opal Glass

**-86** Oiled Bronze | Satin Opal Glass



**13" SATIN OPAL CEILING MOUNT**

**3063-13-86**

13.5"(w) x 6"(h) - (2) 75W M

Oiled Bronze | Satin Opal Glass

**Also Available:**

**-65** Satin Nickel | Satin Opal Glass

**-69** Noir | Satin Opal Glass



**15" SATIN OPAL CEILING MOUNT**

**3063-15-69**

15.5"(w) x 6.75"(h) - (3) 60W M

Noir | Satin Opal Glass

**Also Available:**

**-65** Satin Nickel | Satin Opal Glass

**-86** Oiled Bronze | Satin Opal Glass



**12" FAUX ALABASTER FLUSH MOUNT**

**3000-12-86**

12" (w) x 3.75" (h) - (2) 60W M

Oiled Bronze | Faux Alabaster Glass

**Also Available:**

**-62** Polished Nickel | Faux Alabaster Glass

**-65** Satin Nickel | Faux Alabaster Glass

**16" FAUX ALABASTER FLUSH MOUNT**

**3000-16-62**

16" (w) x 4.75" (h) - (3) 60W M

Polished Nickel | Faux Alabaster Glass

**Also Available:**

**-65** Satin Nickel | Faux Alabaster Glass

**-86** Oiled Bronze | Faux Alabaster Glass



**20" FAUX ALABASTER FLUSH MOUNT**

**3000-20-65**

20" (w) x 5" (h) - (4) 60W M

Satin Nickel | Faux Alabaster Glass

**Also Available:**

**-62** Polished Nickel | Faux Alabaster Glass

**-86** Oiled Bronze | Faux Alabaster Glass



**8" FAUX ALABASTER CEILING MOUNT**

**3021-8-86**

9.75"(w) x 5.75"(h) - (2) 60W M

Oiled Bronze | Faux Alabaster Glass

**Also Available:**

-6 White | Faux Alabaster Glass

-44 Toasted Sienna | Faux Alabaster Glass

-65 Satin Nickel | Faux Alabaster Glass

-95 Old World | Faux Alabaster Glass



**6" FAUX ALABASTER CEILING MOUNT**

**3021-6-65**

7"(w) x 4.5"(h) - (1) 60W M

Satin Nickel | Faux Alabaster Glass

**Also Available:**

-6 White | Faux Alabaster Glass

-44 Toasted Sienna | Faux Alabaster Glass

-86 Oiled Bronze | Faux Alabaster Glass

-95 Old World | Faux Alabaster Glass



**8" SATIN OPAL CEILING MOUNT**

**3023-8-65**

9.75"(w) x 5.75"(h) - (2) 60W M

Satin Nickel | Satin Opal Glass

**Also Available:**

-86 Oiled Bronze | Satin Opal Glass



**6" SATIN OPAL CEILING MOUNT**

**3023-6-86**

7"(w) x 4.5"(h) - (1) 60W M

Oiled Bronze | Satin Opal Glass

**Also Available:**

-65 Satin Nickel | Satin Opal Glass



**11" LED CEILING MOUNT**

**902-11-69**

11.5"(w) x 3.25"(h) - 15W, 3000K, 1050

lumens, 90CRI, 120V LED

Noir | Matte White Acrylic

UL Damp

\*Dimmable with Triac Dimmer

**Also Available:**

**-65** Satin Nickel | Matte White Acrylic

**-86** Oiled Bronze | Matte White Acrylic

**15" LED CEILING MOUNT**

**902-15-65**

14.5"(w) x 3.75"(h) - 23W, 3000K, 1620

lumens, 90CRI, 120V LED

Satin Nickel | Matte White Acrylic

UL Damp

\*Dimmable with Triac Dimmer

**Also Available:**

**-69** Noir | Matte White Acrylic

**-86** Oiled Bronze | Matte White Acrylic



**9.5" LED CEILING MOUNT**

**905-10-65**

9.5"(w) x 1.25"(h) - 30W, 3000K,

1800 lumens, 90CRI, 120V LED

Satin Nickel | Matte White Acrylic

UL Wet

\*Dimmable with Triac Dimmer

**Also Available:**

**-8** Studio White | Matte White Acrylic

**-69** Noir | Matte White Acrylic

**-86** Oiled Bronze | Matte White Acrylic

### 7.5" LED CEILING MOUNT

#### 905-7-69

7.5"(w) x 1"(h) - 15W, 3000K, 1050 lumens, 90CRI, 120V LED

Noir | Matte White Acrylic

UL Wet

\*Dimmable with Triac Dimmer

#### Also Available:

-8 Studio White | Matte White Acrylic

-65 Satin Nickel | Matte White Acrylic

-86 Oiled Bronze | Matte White Acrylic



### 24PC CASE PACK

#### 9005-7-69

#### Also Available:

-8 Studio White | Matte White Acrylic

-65 Satin Nickel | Matte White Acrylic

-86 Oiled Bronze | Matte White Acrylic

### 6" LED CEILING MOUNT

#### 905-6-8

6"(w) x 1"(h) - 12W, 3000K, 900 lumens, 90CRI, 120V LED

Studio White | Matte White Acrylic

UL Wet

\*Dimmable with Triac Dimmer

#### Also Available:

-65 Satin Nickel | Matte White Acrylic

-69 Noir | Matte White Acrylic

-86 Oiled Bronze | Matte White Acrylic



### 24PC CASE PACK

#### 9005-6-8

#### Also Available:

-65 Satin Nickel | Matte White Acrylic

-69 Noir | Matte White Acrylic

-86 Oiled Bronze | Matte White Acrylic



# Vanities,

W A L L M O U N T S & S C O N C E S

---



## ENCLAVE VANITY

**5059-4-86**

26.5"(w) x 8.5"(h) x 7"(ext) - (4) 100W M

Oiled Bronze | Satin Opal Glass

UL Damp

### Also Available:

-65 Satin Nickel | Satin Opal Glass

-80 Aged Brass | Satin Opal Glass

-265 Satin Nickel | Clear Seeded Glass

-280 Aged Brass | Clear Seeded Glass

-286 Oiled Bronze | Clear Seeded Glass



## ENCLAVE VANITY

**5059-3-265**

19.25"(w) x 8.5"(h) x 7"(ext) - (3) 100W M

Satin Nickel | Clear Seeded Glass

### Also Available:

-65 Satin Nickel | Satin Opal Glass

-80 Aged Brass | Satin Opal Glass

-86 Oiled Bronze | Satin Opal Glass

-280 Aged Brass | Clear Seeded Glass

-286 Oiled Bronze | Clear Seeded Glass



## ENCLAVE VANITY

**5059-2-280**

13"(w) x 8.5"(h) x 7"(ext) - (2) 100W M

Aged Brass | Clear Seeded Glass

UL Damp

### Also Available:

-65 Satin Nickel | Satin Opal Glass

-80 Aged Brass | Satin Opal Glass

-86 Oiled Bronze | Satin Opal Glass

-265 Satin Nickel | Clear Seeded Glass

-286 Oiled Bronze | Clear Seeded Glass



## ENVLAVE WALL MOUNT

**5459-1-65**

5.5"(w) x 8"(h) x 7"(ext) - (1) 100W M

Satin Nickel | Satin Opal Glass

UL Damp

### Also Available:

-80 Aged Brass | Satin Opal Glass

-86 Oiled Bronze | Satin Opal Glass

-280 Aged Brass | Clear Seeded Glass

-265 Satin Nickel | Clear Seeded Glass

-286 Oiled Bronze | Clear Seeded Glass

---



**BROOKS VANITY**

**5150-4-69**

29.25"(w) x 6.75"(h) x 8"(ext) - (4) 100W M  
Noir | Clear Seeded Glass

UL Damp

**Also Available:**

- 65 Satin Nickel | Satin Opal Glass
- 70 Persian White | Clear Seeded Glass
- 80 Aged Brass | Satin Opal Glass
- 86 Oiled Bronze | Satin Opal Glass



**BROOKS VANITY**

**5150-3-69**

21"(w) x 6.75"(h) x 8.25"(ext) - (3) 100W M  
Noir | Clear Seeded Glass

UL Damp

**Also Available:**

- 65 Satin Nickel | Satin Opal Glass
- 70 Persian White | Clear Seeded Glass
- 80 Aged Brass | Satin Opal Glass
- 86 Oiled Bronze | Satin Opal Glass



**BROOKS VANITY**

**5150-2-65**

14.5"(w) x 6.75"(h) x 8"(ext) - (2) 100W M  
Satin Nickel | Satin Opal Glass

**Also Available:**

- 69 Noir | Clear Seeded Glass

**BROOKS WALL MOUNT**

**5650-1-69\*\***

5.5"(w) x 25.75"(h) x 6"(ext) - (1) 60W C

Noir

\*Supplied with metal and candle drip sleeves.

\*\*Supplied with Noir, Satin Nickel and Aged Brass sleeves.

**Also Available:**

- 70 Persian White | Clear Seeded Glass
- 86 Oiled Bronze | Satin Opal Glass

**BROOKS WALL MOUNT**

**5450-1-86**

5.5"(w) x 25"(h) x 7.75"(ext) - (1) 100W M

Oiled Bronze | Satin Opal Glass

UL Damp





**ASPEN VANITY**

**5077-2-64**

18.75"(w) x 9"(h) x 8.25"(ext) - (2) 100W M

Classic Nickel | Clear Seeded Glass

UL Damp



**ASPEN VANITY**

**5077-3-64**

27.25"(w) x 9"(h) x 8.25"(ext) - (3) 100W M

Classic Nickel | Clear Seeded Glass

UL Damp



**ASPEN VANITY**

**5077-4-64**

36"(w) x 9"(h) x 8.25"(ext) - (4) 100W M

Classic Nickel | Clear Seeded Glass

UL Damp

**ASPEN WALL MOUNT**

**5477-1-64**

6.25"(w) x 18.5"(h) x 8"(ext) - (1) 100W M

Classic Nickel | Clear Seeded Glass

UL Damp



**BARKLEY VANITY**

**5069-4-265**

29" (w) x 9.75" (h) x 6.25" (ext) - (4) 100W M  
Satin Nickel | Clear Seeded Glass

UL Damp

**Also Available:**

-65 Satin Nickel | Satin Opal Glass

-86 Oiled Bronze | Satin Opal Glass

-286 Oiled Bronze | Clear Seeded Glass



**BARKLEY VANITY**

**5069-3-286**

21" (w) x 9.75" (h) x 6.25" (ext) - (3) 100W M  
Oiled Bronze | Clear Seeded Glass

UL Damp

**Also Available:**

-65 Satin Nickel | Satin Opal Glass

-86 Oiled Bronze | Satin Opal Glass

-265 Satin Nickel | Clear Seeded Glass



**BARKLEY WALL MOUNT**

**5569-1-65**

5.75" (w) x 9.75" (h) x 6.25" (ext) - (1) 100W M  
Satin Nickel | Satin Opal Glass

**Also Available:**

-86 Oiled Bronze | Satin Opal Glass

-265 Satin Nickel | Clear Seeded Glass

-286 Oiled Bronze | Clear Seeded Glass



**BARKLEY VANITY**

**5069-2-286**

14" (w) x 9.75" (h) x 6.25" (ext) - (2) 100W M  
Oiled Bronze | Clear Seeded Glass

UL Damp

**Also Available:**

-65 Satin Nickel | Satin Opal Glass

-86 Oiled Bronze | Satin Opal Glass

-265 Satin Nickel | Clear Seeded Glass



**RICHMOND VANITY**

**5011-3-80**

20.25" (w) x 10.5" (h) x 7" (ext) - (3) 100W M

Aged Brass | Satin Opal Glass

UL Damp

**Also Available:**

-60 Aged Silver Leaf | Satin Opal Glass

-62 Polished Nickel | Satin Opal Glass

-65 Satin Nickel | Satin Opal Glass

-86 Oiled Bronze | Satin Opal Glass

-186 Oiled Bronze | Clear Seeded Glass



**RICHMOND VANITY**

**5011-4-186**

27.75" (w) x 10.5" (h) x 7" (ext) - (4) 100W M

Oiled Bronze | Clear Seeded Glass

UL Damp

**Also Available:**

- 60 Aged Silver Leaf | Satin Opal Glass
- 62 Polished Nickel | Satin Opal Glass
- 65 Satin Nickel | Satin Opal Glass
- 80 Aged Brass | Satin Opal Glass
- 86 Oiled Bronze | Satin Opal Glass



**RICHMOND VANITY**

**5011-2-186**

12.5" (w) x 10.5" (h) x 7" (ext) - (2) 100W M

Oiled Bronze | Clear Seeded Glass

UL Damp

**Also Available:**

- 60 Aged Silver Leaf | Satin Opal Glass
- 62 Polished Nickel | Satin Opal Glass
- 65 Satin Nickel | Satin Opal Glass
- 80 Aged Brass | Satin Opal Glass
- 86 Oiled Bronze | Satin Opal Glass



**RICHMOND WALL MOUNT**

**5411-1-65**

5.25" (w) x 13.5" (h) x 6.5" (ext) - (1) 100W M

Satin Nickel | Satin Opal Glass

UL Damp

**Also Available:**

- 86 Oiled Bronze | Satin Opal Glass
- 186 Oiled Bronze | Clear Seeded Glass



**JARDIN WALL MOUNT**

**5427-1-286**

5.75"(w) x 15"(h) x 7.25"(ext) - (1) 100W M

Oiled Bronze | Clear Seeded Glass

**Also Available:**

**-265** Satin Nickel | Clear Seeded Glass



**JARDIN VANITY**

**5027-2-286**

14.5"(w) x 9.75"(h) x 5.75"(ext) - (2) 100W M

Oiled Bronze | Clear Seeded Glass

UL Damp

**Also Available:**

**-265** Satin Nickel | Clear Seeded Glass



**JARDIN VANITY**

**5027-3-265**

21.5"(w) x 10.25"(h) x 5.75"(ext) - (3) 100W M

Satin Nickel | Clear Seeded Glass

UL Damp

**Also Available:**

**-286** Oiled Bronze | Clear Seeded Glass



**JARDIN VANITY**

**5027-4-286**

30"(w) x 10.25"(h) x 5.75"(ext) - (4) 100W M

Oiled Bronze | Clear Seeded Glass

UL Damp

**Also Available:**

**-265** Satin Nickel | Clear Seeded Glass



**POWELL VANITY**

**5108-4-86**

31.5"(w) x 10.5"(h) x 7"(ext) - (4) 100W M

Oiled Bronze | Satin Opal Glass

UL Damp

**Also Available:**

**-64** Classic Nickel | Satin Opal Glass



**POWELL VANITY**

**5108-3-86**

23"(w) x 10.5"(h) x 7"(ext) - (3) 100W M

Oiled Bronze | Satin Opal Glass

UL Damp

**Also Available:**

**-64** Classic Nickel | Satin Opal Glass



**POWELL VANITY**

**5108-2-64**

18.75"(w) x 10.5"(h) x 7"(ext) - (2) 100W M

Classic Nickel | Satin Opal Glass

UL Damp

**Also Available:**

**-86** Oiled Bronze | Satin Opal Glass

**POWELL WALL MOUNT**

**5508-1-64**

5.5"(w) x 8.5"(h) x 7.25"(ext) - (1) 100W M

Classic Nickel | Satin Opal Glass

UL Damp

**Also Available:**

**-86** Oiled Bronze | Satin Opal Glass







**REYES VANITY**

**5060-4-86**

33.5"(w) x 8"(h) x 7.75"(ext) - (4) 100W M

Oiled bronze | Satin Opal Glass

UL Damp

**Also Available:**

**-64** Classic Nickel | Satin Opal Glass

**-69** Noir | Clear Seeded Glass

---



**REYES VANITY**

**5060-3-69**

24.75"(w) x 8"(h) x 7.75"(ext) - (3) 100W M

Noir | Clear Seeded Glass

UL Damp

**Also Available:**

**-64** Classic Nickel | Satin Opal Glass

**-86** Oiled Bronze | Satin Opal Glass

**REYES VANITY**

**5060-2-64**

16"(w) x 8"(h) x 7.75"(ext) - (2) 100W M

Classic Nickel | Satin Opal Glass

UL Damp

**Also Available:**

**-86** Oiled Bronze | Satin Opal Glass

---



**ROSSINGTON VANITY**

**5122-4-265**

30"(w) x 9"(h) x 6"(ext) - (4) 100W M

Satin Nickel | Clear Seeded Glass

UL Damp

**Also Available:**

**-65** Satin Nickel | Satin Opal Glass

**-80** Aged Brass | Satin Opal Glass

**-186** Oiled Bronze | Satin Opal Glass

**-280** Aged Brass | Clear Seeded Glass

**-286** Oiled Bronze | Clear Seeded Glass



**ROSSINGTON VANITY**

**5122-2-286**

16.125"(w) x 9"(h) x 6"(ext) - (2) 100W M

Oiled Bronze | Clear Seeded Glass

UL Damp

**Also Available:**

**-65** Satin Nickel | Satin Opal Glass

**-80** Aged Brass | Satin Opal Glass

**-186** Oiled Bronze | Satin Opal Glass

**-265** Satin Nickel | Clear Seeded Glass

**-280** Aged Brass | Clear Seeded Glass



**ROSSINGTON WALL MOUNT**

**5522-1-80**

5"(w) x 12.5"(h) x 6.25"(ext) - (1) 100W M

Aged Brass | Satin Opal Glass

UL Damp

**Also Available:**

- 65 Satin Nickel | Satin Opal Glass
- 86 Oiled Bronze | Satin Opal Glass
- 265 Satin Nickel | Clear Seeded Glass
- 280 Aged Brass | Clear Seeded Glass
- 286 Oiled Bronze | Clear Seeded Glass



**ROSSINGTON WALL MOUNT**

**5422-1-65**

5.125"(w) x 9"(h) x 6"(ext) - (1) 100W M

Satin Nickel | Satin Opal Glass

UL Damp

**Also Available:**

- 80 Aged Brass | Satin Opal Glass
- 186 Oiled Bronze | Satin Opal Glass
- 265 Satin Nickel | Clear Seeded Glass
- 280 Aged Brass | Clear Seeded Glass
- 286 Oiled Bronze | Clear Seeded Glass



**ROSSINGTON VANITY**

**5122-3-65**

21.5"(w) x 9"(h) x 6"(ext) - (3) 100W M

Satin Nickel | Satin Opal Glass

UL Damp

**Also Available:**

- 80 Aged Brass | Satin Opal Glass
- 186 Oiled Bronze | Satin Opal Glass
- 265 Satin Nickel | Clear Seeded Glass
- 280 Aged Brass | Clear Seeded Glass
- 286 Oiled Bronze | Clear Seeded Glass



**LANCASTER WALL MOUNT**  
**5407-1-86**

5"(w) x 9.5"(h) x 6"(ext) - (1) 100W M  
Oiled Bronze | Satin Opal Glass  
UL Damp

**Also Available:**

**-65** Satin Nickel | Satin Opal Glass  
**-80** Aged Brass | Satin Opal Glass



**LANCASTER VANITY**  
**5207-4-65**

27.5"(w) x 9.5"(h) x 6"(ext) - (4) 100W M  
Satin Nickel | Satin Opal Glass  
UL Damp

**Also Available:**

**-80** Aged Brass | Satin Opal Glass  
**-86** Oiled Bronze | Satin Opal Glass



**LANCASTER VANITY**  
**5207-2-86**

13.25"(w) x 9.5"(h) x 6"(ext) - (2) 100W M  
Oiled Bronze | Satin Opal Glass  
UL Damp

**Also Available:**

**-65** Satin Nickel | Satin Opal Glass  
**-80** Aged Brass | Satin Opal Glass



**LANCASTER VANITY**  
**5207-3-80**

20"(w) x 9.5"(h) x 6"(ext) - (3) 100W M  
Aged Brass | Satin Opal Glass  
UL Damp

**Also Available:**

**-65** Satin Nickel | Satin Opal Glass  
**-86** Oiled Bronze | Satin Opal Glass



**DELTA VANITY**

**5084-2-65**

15" (w) x 8.5" (h) x 6.5" (ext) - (2) 100W M  
Satin Nickel | Satin Opal Glass  
UL Damp

**DELTA VANITY**

**5084-3-65**

20" (w) x 8.5" (h) x 6.5" (ext) - (3) 100W M  
Satin Nickel | Satin Opal Glass  
UL Damp  
**Also Available:**  
**-86** Oiled Bronze | Satin Opal Glass



**DELTA VANITY**

**5084-4-86**

28" (w) x 8.5" (h) x 6.5" (ext) - (4) 100W M  
Oiled Bronze | Satin Opal Glass  
UL Damp  
**Also Available:**  
**-65** Satin Nickel | Satin Opal Glass

**DELTA WALL MOUNT**

**5484-1-65**

4" (w) x 8.5" (h) x 6" (ext) - (1) 100W M  
Satin Nickel | Satin Opal Glass  
UL Damp



**ROCKWOOD VANITY**

**5090-3-65**

25.75"(w) x 9.25"(h) x 9"(ext) - (3) 100W M

Satin Nickel | Satin Opal Glass

UL Damp



**ROCKWOOD VANITY**

**5090-2-65**

16.5"(w) x 9.25"(h) x 9"(ext) - (2) 100W M

Satin Nickel | Satin Opal Glass

UL Damp



**ROCKWOOD VANITY**

**5090-4-65**

35.5"(w) x 9.25"(h) x 9"(ext) - (4) 100W M

Satin Nickel | Satin Opal Glass

UL Damp



**ROCKWOOD WALL MOUNT**

**5490-1-65**

7"(w) x 11.25"(h) x 8.75"(ext) - (1) 100W M

Satin Nickel | Satin Opal Glass

UL Damp



**SPENCER WALL MOUNT**

**5510-1-60**

7"(w) x 11.5"(h) x 8.75"(ext) - (1) 100W M

Aged Silver Leaf | Clear Seeded Glass

UL Damp

**Also Available:**

**-64** Classic Nickel | Faux Alabaster Glass

**-186** Oiled Bronze | Satin Opal Glass

**SPENCER VANITY**

**5110-4-64**

34"(w) x 10"(h) x 8.25"(ext) - (4) 100W M

Classic Nickel | Faux Alabaster Glass

UL Damp

**Also Available:**

**-60** Aged Silver Leaf | Clear Seeded Glass

**-170** Persian White | Clear Seeded Glass

**-186** Oiled Bronze | Satin Opal Glass



**SPENCER VANITY**

**5110-2-186**

16.5"(w) x 9"(h) x 7.5"(ext) - (2) 100W M

Oiled Bronze | Satin Opal Glass

UL Damp

**Also Available:**

**-60** Aged Silver Leaf | Clear Seeded Glass

**-64** Classic Nickel | Faux Alabaster Glass

**-170** Persian White | Clear Seeded Glass

**SPENCER VANITY**

**5110-3-170**

25"(w) x 10"(h) x 8.25"(ext) - (3) 100W M

Persian White | Clear Seeded Glass

UL Damp

**Also Available:**

**-60** Aged Silver Leaf | Clear Seeded Glass

**-64** Classic Nickel | Faux Alabaster Glass

**-186** Oiled Bronze | Satin Opal Glass



**BRYANT WALL MOUNT**  
**5454-1-186**

6.5"(w) x 13.75"(h) x 8.5"(ext) - (1) 100W M  
Oiled Bronze | Satin Opal Glass  
UL Damp

**Also Available:**

- 64 Classic Nickel | Faux Alabaster Glass
- 86 Oiled Bronze | Amber Scavo Glass



**BRYANT VANITY**

**5154-3-186**

23.25"(w) x 11.25"(h) x 7.5"(ext) - (3) 100W M  
Oiled Bronze | Satin Opal Glass  
UL Damp

**Also Available:**

- 64 Classic Nickel | Faux Alabaster Glass
- 86 Oiled Bronze | Amber Scavo Glass



**BRYANT VANITY**

**5154-4-64**

31.5"(w) x 11.25"(h) x 7.5"(ext) - (4) 100W M  
Classic Nickel | Faux Alabaster Glass  
UL Damp

**Also Available:**

- 86 Oiled Bronze | Amber Scavo Glass
- 186 Oiled Bronze | Satin Opal Glass



**CELESTA VANITY**

**5053-2-64**

16.5"(w) x 9.5"(h) x 8.5"(ext) - (2) 100W M  
Classic Nickel | Satin Opal Glass  
UL Damp



**CELESTA WALL MOUNT**

**5453-1-64**

7"(w) x 9.5"(h) x 7.5"(ext) - (1) 100W M  
Classic Nickel | Satin Opal Glass  
UL Damp



**CELESTA VANITY**

**5053-3-64**

26"(w) x 9.5"(h) x 8.5"(ext) - (3) 100W M  
Classic Nickel | Satin Opal Glass  
UL Damp



**CELESTA VANITY**

**5053-4-64**

33.25"(w) x 9.5"(h) x 8.5"(ext) - (4) 100W M  
Classic Nickel | Satin Opal Glass  
UL Damp



**SATIN OPAL GLASS VANITY**

**5404-4-65**

24" (w) x 7.5" (h) x 7.5" (ext) - (4) 100W M

Satin Nickel | Satin Opal Glass

UL Damp

**Also Available:**

**-86** Oiled Bronze | Satin Opal Glass



**SATIN OPAL GLASS VANITY**

**5404-3-65**

16.5" (w) x 7.5" (h) x 8" (ext) - (3) 100W M

Satin Nickel | Satin Opal Glass

UL Damp

**Also Available:**

**-86** Oiled Bronze | Satin Opal Glass



**SATIN OPAL GLASS VANITY**

**5404-2-65**

11.75" (w) x 7.5" (h) x 5" (ext) - (2) 100W M

Satin Nickel | Satin Opal Glass

UL Damp

**Also Available:**

**-86** Oiled Bronze | Satin Opal Glass



**SATIN OPAL GLASS WALL MOUNT**

**5404-1-65**

5.25" (w) x 4.5" (h) x 6.5" (ext) - (1) 100W M

Satin Nickel | Satin Opal Glass

UL Damp

**Also Available:**

**-86** Oiled Bronze | Satin Opal Glass



**FAUX ALABASTER GLASS VANITY**

**5403-4-65**

25" (w) x 8" (h) x 8.5" (ext) - (4) 100W M

Satin Nickel | Faux Alabaster Glass

UL Damp



**FAUX ALABASTER GLASS VANITY**

**5403-3-65**

17" (w) x 8" (h) x 8.5" (ext) - (3) 100W M

Satin Nickel | Faux Alabaster Glass

UL Damp



**FAUX ALABASTER GLASS VANITY**

**5403-2-65**

11.25" (w) x 7.5" (h) x 7" (ext) - (2) 100W M

Satin Nickel | Faux Alabaster Glass

UL Damp



**FAUX ALABASTER GLASS WALL MOUNT**

**5403-1-65**

5.25" (w) x 7.5" (h) x 7.5" (ext) - (1) 100W M

Satin Nickel | Faux Alabaster Glass

UL Damp





**CLEAR SEEDED GLASS VANITY**

**5094-6-286**

48" (w) x 8" (h) x 7.75" (ext) - (6) 100W M

Oiled Bronze | Clear Seeded Glass

UL Damp

**Also Available:**

-265 Satin Nickel | Clear Seeded Glass

-269 Noir | Clear Seeded Glass



**CLEAR SEEDED GLASS VANITY**

**5094-5-269**

36" (w) x 8" (h) x 7.75" (ext) - (5) 100W M

Noir | Clear Seeded Glass

UL Damp

**Also Available:**

-265 Satin Nickel | Clear Seeded Glass

-286 Oiled Bronze | Clear Seeded Glass



**CLEAR SEEDED GLASS VANITY**

**5094-4-269**

30" (w) x 8" (h) x 7.75" (ext) - (4) 100W M

Noir | Clear Seeded Glass

UL Damp

**Also Available:**

-265 Satin Nickel | Clear Seeded Glass

-286 Oiled Bronze | Clear Seeded Glass



**CLEAR SEEDED GLASS VANITY**

**5094-3-265**

24" (w) x 8" (h) x 7.75" (ext) - (3) 100W M

Satin Nickel | Clear Seeded Glass

UL Damp

**Also Available:**

-269 Noir | Clear Seeded Glass

-286 Oiled Bronze | Clear Seeded Glass



**CLEAR SEEDED GLASS VANITY**

**5094-2-265**

18" (w) x 8" (h) x 7.75" (ext) - (2) 100W M

Satin Nickel | Clear Seeded Glass

UL Damp

**Also Available:**

-269 Noir | Clear Seeded Glass

-286 Oiled Bronze | Clear Seeded Glass



**FAUX ALABASTER GLASS VANITY**

**5094-6-195**

48" (w) x 8" (h) x 7.75" (ext) - (6) 100W M

Old World | Faux Alabaster Glass

UL Damp

**Also Available:**

- 114 Chrome | Faux Alabaster Glass
- 144 Toasted Sienna | Faux Alabaster Glass
- 165 Satin Nickel | Faux Alabaster Glass
- 186 Oiled Bronze | Faux Alabaster Glass

**FAUX ALABASTER GLASS VANITY**

**5094-5-186**

36" (w) x 8" (h) x 7.75" (ext) - (5) 100W M

Oiled Bronze | Faux Alabaster Glass

UL Damp

**Also Available:**

- 114 Chrome | Faux Alabaster Glass
- 144 Toasted Sienna | Faux Alabaster Glass
- 165 Satin Nickel | Faux Alabaster Glass
- 195 Old World | Faux Alabaster Glass



**FAUX ALABASTER GLASS VANITY**

**5094-2-114**

18" (w) x 8" (h) x 7.75" (ext) - (2) 100W M

Chrome | Faux Alabaster Glass

UL Damp

**Also Available:**

- 144 Toasted Sienna | Faux Alabaster Glass
- 165 Satin Nickel | Faux Alabaster Glass
- 186 Oiled Bronze | Faux Alabaster Glass
- 195 Old World | Faux Alabaster Glass



**FAUX ALABASTER GLASS VANITY**

**5094-4-165**

30"(w) x 8"(h) x 7.75"(ext) - (4) 100W M

Satin Nickel | Faux Alabaster Glass

UL Damp

**Also Available:**

-114 Chrome | Faux Alabaster Glass

-144 Toasted Sienna | Faux Alabaster Glass

-186 Oiled Bronze | Faux Alabaster Glass

-195 Old World | Faux Alabaster Glass

**FAUX ALABASTER GLASS VANITY**

**5094-3-144**

24"(w) x 8"(h) x 7.75"(ext) - (3) 100W M

Toasted Sienna | Faux Alabaster Glass

UL Damp

**Also Available:**

-114 Chrome | Faux Alabaster Glass

-165 Satin Nickel | Faux Alabaster Glass

-186 Oiled Bronze | Faux Alabaster Glass

-195 Old World | Faux Alabaster Glass



**SATIN OPAL GLASS VANITY**

**5094-6-65**

48" (w) x 8" (h) x 7.75" (ext) - (6) 100W M

Satin Nickel | Satin Opal Glass

UL Damp

**Also Available:**

**-86** Oiled Bronze | Satin Opal Glass



**SATIN OPAL GLASS VANITY**

**5094-5-65**

36" (w) x 8" (h) x 7.75" (ext) - (5) 100W M

Satin Nickel | Satin Opal Glass

UL Damp

**Also Available:**

**-86** Oiled Bronze | Satin Opal Glass



**SATIN OPAL GLASS VANITY**

**5094-4-86**

30" (w) x 8" (h) x 7.75" (ext) - (4) 100W M

Oiled Bronze | Satin Opal Glass

UL Damp

**Also Available:**

**-65** Satin Nickel | Satin Opal Glass



**SATIN OPAL GLASS VANITY**

**5094-3-86**

24" (w) x 8" (h) x 7.75" (ext) - (3) 100W M

Oiled Bronze | Satin Opal Glass

UL Damp

**Also Available:**

**-65** Satin Nickel | Satin Opal Glass



**SATIN OPAL GLASS VANITY**

**5094-2-86**

18" (w) x 8" (h) x 7.75" (ext) - (2) 100W M

Oiled Bronze | Satin Opal Glass

UL Damp

**Also Available:**

**-65** Satin Nickel | Satin Opal Glass



**STEPPED VANITY**

**5049-6-69**

36" (w) x 4.5" (h) x 2" (ext) - (6) 100W M

Noir

UL Damp

**Also Available:**

**-44** Toasted Sienna

**-65** Satin Nickel



**STEPPED VANITY**

**5049-4-65**

24" (w) x 4.5" (h) x 2" (ext) - (4) 100W M

Satin Nickel

UL Damp

**Also Available:**

**-44** Toasted Sienna

**-69** Noir



**STEPPED VANITY**

**5049-3-44**

18" (w) x 4.5" (h) x 2" (ext) - (3) 100W M

Toasted Sienna

UL Damp

**Also Available:**

**-65** Satin Nickel

**-69** Noir



**24" TUNEABLE LED UNDER CABINET LIGHT**

**94324-6**

24" (w) x 3.75" (h) x 1.125" (ext)  
(1) 9W, 2700K-510 lumens/3000K-558  
lumens/4000K-540 lumens, 90CRI, 120V LED  
White | Matte White Acrylic  
UL Damp



**21" TUNEABLE LED UNDER CABINET LIGHT**

**94321-6**

21" (w) x 3.75" (h) x 1.125" (ext)  
(1) 8W, 2700K-450 lumens/3000K-496  
lumens/4000K-480 lumens, 90CRI, 120V LED  
White | Matte White Acrylic  
UL Damp



**18" TUNEABLE LED UNDER CABINET LIGHT**

**94318-6**

18" (w) x 3.75" (h) x 1.125" (ext)  
(1) 7W, 2700K-395 lumens/3000K-434  
lumens/4000K-420 lumens, 90CRI, 120V LED  
White | Matte White Acrylic  
UL Damp



**12" TUNEABLE LED UNDER CABINET LIGHT**

**94312-6**

12" (w) x 3.75" (h) x 1.125" (ext)  
(1) 5W, 2700K-280 lumens/3000K-310  
lumens/4000K-300 lumens, 90CRI, 120V LED  
White | Matte White Acrylic  
UL Damp



**9" TUNEABLE LED UNDER CABINET LIGHT**

**94309-6**

9" (w) x 3.75" (h) x 1.125" (ext)  
(1) 4W, 2700K-225 lumens/3000K-248  
lumens/4000K-240 lumens, 90CRI, 120V LED  
White | Matte White Acrylic  
UL Damp



**48" TUNEABLE LED UNDER CABINET LIGHT**

**94348-6**

48" (w) x 3.75" (h) x 1.125" (ext)  
(1) 17W, 2700K-960 lumens/3000K-1054 lumens/4000K-1020 lumens, 90CRI, 120V LED  
White | Matte White Acrylic  
UL Damp



**36" TUNEABLE LED UNDER CABINET LIGHT**

**94336-6**

36" (w) x 3.75" (h) x 1.125" (ext)  
(1) 13W, 2700K-730 lumens/3000K-806 lumens/4000K-780 lumens, 90CRI, 120V LED  
White | Matte White Acrylic  
UL Damp



**UNDER CABINET LIGHT**

**85221-1-6\***

21.25" (l) x 3.5" (w) x 1" (h) - (1) 13W T5 - 4100K (Included)  
White | Matte White Acrylic  
Electronic Ballast - Normal Power Factor, Rapid Start - 120V  
UL Damp | non-dimmable  
Optional On/Off Rocker Switch Included



**UNDER CABINET LIGHT**

**85212-1-6\***

12.25" (l) x 3.5" (w) x 1" (h) - (1) 8W T5 - 4100K (Included)  
White | Matte White Acrylic  
Electronic Ballast - Normal Power Factor, Rapid Start - 120V  
UL Damp | non-dimmable  
Optional On/Off Rocker Switch Included



# Breeze 60"

C E I L I N G   F A N S

---



**BREEZE 60" CEILING FAN**

**7060-86**

Oiled Bronze

Dark Oak | Walnut Blades

---



**BREEZE 60" CEILING FAN**

**7060-80**

Aged Brass  
Dark Oak | Walnut Blades



**BREEZE 60" CEILING FAN**

**7060-69**

Noir  
Matte Black | Weathered Oak Blades



**BREEZE 60" CEILING FAN**

**7060-65**

Satin Nickel  
Silver | Walnut Blades



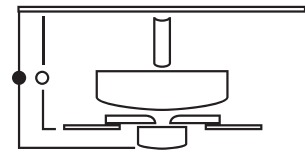
**BREEZE 60" CEILING FAN**

**7060-8**

Studio White  
Studio White Blades

**BREEZE 60" SPECIFICATION CHART**

**HEIGHT CHART**



**FAN HEIGHT**

Using 4" Downrod  
● Distance of 12.25"  
○ Distance of 10.25"

**GENERAL SPECS**

5 Finish Combinations Available  
Lifetime Motor Warranty  
Five Blades  
60" Blade Sweep  
12-Degree Blade Pitch  
80" Lead Wire  
4" and 6" Downrod Included

**MECHANICAL SPECS**

188 x 25 Motor Size  
3 Speeds-Reversible/Manual Reverse Switch  
16 Poles  
.70/48/28 AMPS on H/M/L  
83/38/13 WATTS on H/M/L  
156/103/58 RPMS on H/M/L  
Detachable Switch Cup  
Triple Capacitor  
Light Kit Adaptable  
Remote Control Adaptable  
Skirted Blade Arms

**ENERGY SPECS**

Energy Information at High Speed  
Airflow: 5756 Cubic Feet/Minute  
Electricity Use: 72 Watts (Excludes Lights)  
Airflow Efficiency: 79 Cubic Feet/Minute/Watt  
Visit [QuorumInternational.com](http://QuorumInternational.com) for DOE Energy Guide

**REMOTE CONTROL OPTIONS**



7-1305-0



7-1401-0

# Breeze 52"

CEILING FANS

---



## **BREEZE 52" CEILING FAN**

**7052-69**

Noir

Matte Black | Weathered Oak Blades



**BREEZE 52" CEILING FAN**  
**7052-86**  
 Oiled Bronze  
 Dark Oak | Walnut Blades

**BREEZE 52" CEILING FAN**  
**7052-80**  
 Aged Brass  
 Dark Oak | Walnut Blades



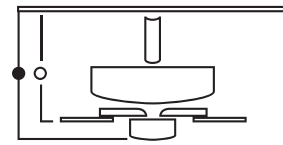
**BREEZE 52" CEILING FAN**  
**7052-65**  
 Satin Nickel  
 Silver | Walnut Blades



**BREEZE 52" CEILING FAN**  
**7052-8**  
 Studio White  
 Studio White Blades

**BREEZE 52" SPECIFICATION CHART**

**HEIGHT CHART**



**FAN HEIGHT**

Using 3.5" Downrod  
 ● Distance of 11.75"  
 ○ Distance of 9.75"

**GENERAL SPECS**

5 Finish Combinations Available  
 Lifetime Motor Warranty  
 Five Blades  
 52" Blade Sweep  
 12-Degree Blade Pitch  
 80" Lead Wire  
 3.5" and 6" Downrod Included

**MECHANICAL SPECS**

153 x 15 Motor Size  
 3 Speeds-Reversible/Manual Reverse Switch  
 14 Poles  
 .55/.39/.22 AMPS on H/M/L  
 66/33/10 WATTS on H/M/L  
 173/122/64 RPMS on H/M/L  
 Detachable Switch Cup  
 Triple Capacitor  
 Light Kit Adaptable  
 Remote Control Adaptable  
 Skirted Blade Arms

**ENERGY SPECS**

Energy Information at High Speed  
 Airflow: 4449 Cubic Feet/Minute  
 Electricity Use: 58 Watts (Excludes Lights)  
 Airflow Efficiency: 77 Cubic Feet/Minute/Watt  
 Visit [QuorumInternational.com](http://QuorumInternational.com) for DOE Energy Guide

**REMOTE CONTROL OPTIONS**



7-1305-0



7-3000



7-1401-0

# Breeze 52" Uni-Pack

2 LIGHT CEILING FANS



## **BREEZE 52" 2 LIGHT UNI-PACK**

**7052-269**

Noir | Clear Seeded Glass  
Matte Black | Weathered Oak Blades  
Light Kit uses (2) 6W, 2700K, 80CRI,  
Dimmable LED M (Included)



## **BREEZE 52" 2 LIGHT UNI-PACK**

**7052-286**

Oiled Bronze | Clear Seeded Glass  
Oiled Bronze | Weathered Oak Blades  
Light Kit uses (2) 6W, 2700K, 80CRI,  
Dimmable LED M (Included)



## **BREEZE 52" 2 LIGHT UNI-PACK**

**70525-86**

Oiled Bronze | Satin Opal Glass  
Dark Oak | Walnut Blades  
Light Kit uses (2) 9W, 3000K, 80CRI,  
Non-Dimming LED M (Included)



## **BREEZE 52" 2 LIGHT UNI-PACK**

**7052-280**

Aged Brass | Clear Seeded Glass  
Matte Black | Weathered Oak Blades  
Light Kit uses (2) 6W, 2700K, 80CRI,  
Dimmable LED M (Included)



**BREEZE 52" 2 LIGHT UNI-PACK  
70525-80**

Aged Brass | Satin Opal Glass  
Dark Oak | Walnut Blades  
Light Kit uses (2) 9W, 3000K, 80CRI,  
Non-Dimming LED M (Included)

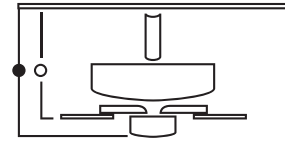


**BREEZE 52" 2 LIGHT UNI-PACK  
70525-69**

Noir | Satin Opal Glass  
Matte Black | Weathered Oak Blades  
Light Kit uses (2) 9W, 3000K, 80CRI,  
Non-Dimming LED M (Included)

**BREEZE 52" 2 LIGHT UNI-PACK  
SPECIFICATION CHART**

**HEIGHT CHART**



**FAN HEIGHT**

Using 3.5" Downrod

● Distance of 16.5"

○ Distance of 9.75"

**GENERAL SPECS**

10 Finish Combinations Available  
Lifetime Motor Warranty  
Five Blades  
52" Blade Sweep  
12-Degree Blade Pitch  
80" Lead Wire  
3.5" and 6" Downrod Included

**MECHANICAL SPECS**

153 x 15 Motor Size  
3 Speeds-Reversible/Manual Reverse Switch  
14 Poles  
.55/.39/.22 AMPS on H/M/L  
66/33/10 WATTS on H/M/L  
173/122/64 RPMs on H/M/L  
Detachable Switch Cup  
Triple Capacitor  
Remote Control Adaptable  
Skirted Blade Arms  
LED Bulbs Included

**ENERGY SPECS**

Energy Information at High Speed  
Airflow: 4574 Cubic Feet/Minute  
Electricity Use: 65 Watts (Excludes Lights)  
Airflow Efficiency: 70 Cubic Feet/Minute/Watt  
Visit [QuorumInternational.com](http://QuorumInternational.com) for DOE Energy Guide

**BULB TYPE**



Medium LED



Medium LED

**REMOTE CONTROL OPTION**



7-501-0



**BREEZE 52" 2 LIGHT UNI-PACK  
70525-65**

Satin Nickel | Satin Opal Glass  
Silver | Walnut Blades  
Light Kit uses (2) 9W, 3000K, 80CRI,  
Non-Dimming LED M (Included)



**BREEZE 52" 2 LIGHT UNI-PACK  
7052-265**

Satin Nickel | Clear Seeded Glass  
Silver | Weathered Gray Blades  
Light Kit uses (2) 6W, 2700K, 80CRI,  
Dimmable LED M (Included)



**BREEZE 52" 2 LIGHT UNI-PACK  
70525-8**

Studio White | Satin Opal Glass  
Studio White Blades  
Light Kit uses (2) 9W, 3000K, 80CRI,  
Non-Dimming LED M (Included)



**BREEZE 52" 2 LIGHT UNI-PACK  
7052-208**

Studio White | Clear Seeded Glass  
Studio White Blades  
Light Kit uses (2) 6W, 2700K, 80CRI,  
Dimmable LED M (Included)

# Breeze 52" Uni-Pack

3 LIGHT CEILING FANS



## **BREEZE 52" 3 LIGHT UNI-PACK**

**7052-386**

Oiled Bronze | Clear Seeded Glass

Oiled Bronze | Weathered Oak Blades

Light Kit uses (3) 6W, 2700K, 80CRI, Dimmable LED M (Included)



## **BREEZE 52" 3 LIGHT UNI-PACK**

**70525-386**

Oiled Bronze | Satin Opal Glass

Dark Oak | Walnut Blades

Light Kit uses (3) 9W, 3000K, 80CRI, Non-Dimming LED M (Included)



## **BREEZE 52" 3 LIGHT UNI-PACK**

**7052-380**

Aged Brass | Clear Seeded Glass

Matte Black | Weathered Oak Blades

Light Kit uses (3) 6W, 2700K, 80CRI, Dimmable LED M (Included)



## **BREEZE 52" 3 LIGHT UNI-PACK**

**70525-380**

Aged Brass | Satin Opal Glass

Dark Oak | Walnut Blades

Light Kit uses (3) 9W, 3000K, 80CRI, Non-Dimming LED M (Included)

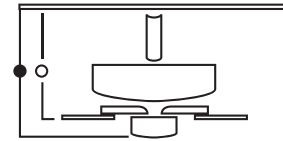


**BREEZE 52" 3 LIGHT UNI-PACK  
70525-369**

Noir | Clear Seeded Glass  
Matte Black | Weathered Oak Blades  
Light Kit uses (3) 6W, 2700K, 80CRI,  
Dimmable LED M (Included)

**BREEZE 52" 3 LIGHT UNI-PACK  
SPECIFICATION CHART**

**HEIGHT CHART**



**FAN HEIGHT**

Using 3.5" Downrod

- Distance of 16.5"
- Distance of 9.75"

**GENERAL SPECS**

9 Finish Combinations Available  
Lifetime Motor Warranty  
Five Blades  
52" Blade Sweep  
12-Degree Blade Pitch  
80" Lead Wire  
3.5" and 6" Downrod Included

**MECHANICAL SPECS**

153 x 15 Motor Size  
3 Speeds-Reversible/Manual Reverse Switch  
14 Poles  
.55/39/22 AMPS on H/M/L  
66/33/10 WATTS on H/M/L  
173/122/64 RPMS on H/M/L  
Detachable Switch Cup  
Triple Capacitor  
Remote Control Adaptable  
Skirted Blade Arms  
LED Bulbs Included

**ENERGY SPECS**

Energy Information at High Speed  
Airflow: 4453 Cubic Feet/Minute  
Electricity Use: 58 Watts (Excludes Lights)  
Airflow Efficiency: 76 Cubic Feet/Minute/Watt  
Visit [QuorumInternational.com](http://QuorumInternational.com) for DOE Energy Guide

**BULB TYPE**



Medium LED



Medium LED

**REMOTE CONTROL OPTION**



7-501-0



**BREEZE 52" 3 LIGHT UNI-PACK  
70525-365**

Satin Nickel | Satin Opal Glass  
Silver | Walnut Blades  
Light Kit uses (3) 9W, 3000K, 80CRI,  
Non-Dimming LED M (Included)



**BREEZE 52" 3 LIGHT UNI-PACK  
7052-365**

Satin Nickel | Clear Seeded Glass  
Silver | Weathered Gray Blades  
Light Kit uses (3) 6W, 2700K, 80CRI,  
Dimmable LED M (Included)



**BREEZE 52" 3 LIGHT UNI-PACK  
70525-308**

Studio White | Satin Opal Glass  
Studio White Blades  
Light Kit uses (3) 9W, 3000K, 80CRI,  
Non-Dimming LED M (Included)



**BREEZE 52" 3 LIGHT UNI-PACK  
7052-308**

Studio White | Clear Seeded Glass  
Studio White Blades  
Light Kit uses (3) 6W, 2700K, 80CRI,  
Dimmable LED M (Included)



# Breeze 52" Uni-Pack

4 LIGHT CEILING FANS



## **BREEZE 52" 4 LIGHT UNI-PACK**

**7052-465**

Satin Nickel | Clear Seeded Glass  
Silver | Weathered Gray Blades  
Light Kit uses (4) 6W, 2700K, 80CRI,  
Dimmable LED M (Included)



## **BREEZE 52" 4 LIGHT UNI-PACK**

**7052-486**

Oiled Bronze | Clear Seeded Glass  
Oiled Bronze | Weathered Oak Blades  
Light Kit uses (4) 6W, 2700K, 80CRI,  
Dimmable LED M (Included)



## **BREEZE 52" 4 LIGHT UNI-PACK**

**70525-486**

Oiled Bronze | Satin Opal Glass  
Dark Oak | Walnut Blades  
Light Kit uses (4) 9W, 3000K, 80CRI,  
Non-Dimming LED M (Included)



## **BREEZE 52" 4 LIGHT UNI-PACK**

**7052-480**

Aged Brass | Clear Seeded Glass  
Matte Black | Weathered Oak Blades  
Light Kit uses (4) 6W, 2700K, 80CRI,  
Dimmable LED M (Included)

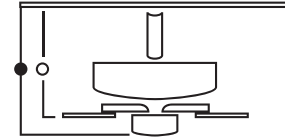


**BREEZE 52" 4 LIGHT UNI-PACK  
70525-480**

Aged Brass | Satin Opal Glass  
Dark Oak | Walnut Blades  
Light Kit uses (4) 9W, 3000K, 80CRI,  
Non-Dimming LED M (Included)

**BREEZE 52" 4 LIGHT UNI-PACK  
SPECIFICATION CHART**

**HEIGHT CHART**



**FAN HEIGHT**

Using 3.5" Downrod

- Distance of 16.75"
- Distance of 9.75"

**GENERAL SPECS**

9 Finish Combinations Available  
Lifetime Motor Warranty  
Five Blades  
52" Blade Sweep  
12-Degree Blade Pitch  
80" Lead Wire  
3.5" and 6" Downrod Included

**MECHANICAL SPECS**

153 x 15 Motor Size  
3 Speeds-Reversible/Manual Reverse Switch  
14 Poles  
.55/.39/.22 AMPS on H/M/L  
66/33/10 WATTS on H/M/L  
173/122/64 RPMs on H/M/L  
Detachable Switch Cup  
Triple Capacitor  
Remote Control Adaptable  
Skirted Blade Arms  
LED Bulbs Included

**ENERGY SPECS**

Energy Information at High Speed  
Airflow: 4407 Cubic Feet/Minute  
Electricity Use: 58 Watts (Excludes Lights)  
Airflow Efficiency: 76 Cubic Feet/Minute/Watt  
Visit [QuorumInternational.com](http://QuorumInternational.com) for DOE Energy Guide

**BULB TYPE**



Medium LED



Medium LED

**REMOTE CONTROL OPTION**



7-501-0



**BREEZE 52" 4 LIGHT UNI-PACK  
70525-469**

Noir | Clear Seeded Glass  
Matte Black | Weathered Oak Blades  
Light Kit uses (4) 6W, 2700K, 80CRI,  
Dimmable LED M (Included)



**BREEZE 52" 4 LIGHT UNI-PACK  
70525-465**

Satin Nickel | Satin Opal Glass  
Silver | Walnut Blades  
Light Kit uses (4) 9W, 3000K, 80CRI,  
Non-Dimming LED M (Included)



**BREEZE 52" 4 LIGHT UNI-PACK  
7052-408**

Studio White | Clear Seeded Glass  
Studio White Blades  
Light Kit uses (4) 6W, 2700K, 80CRI,  
Dimmable LED M (Included)



**BREEZE 52" 4 LIGHT UNI-PACK  
70525-408**

Studio White | Satin Opal Glass  
Studio White Blades  
Light Kit uses (4) 9W, 3000K, 80CRI,  
Non-Dimming LED M (Included)

# Premier 52" Uni-Pack

B O W L C E I L I N G F A N S

---



**PREMIER 52" UNI-PACK**  
**54525-80**

Aged Brass | Satin Opal Glass  
Matte Black | Walnut Blades  
Light Kit uses (1) 28W, 3000K, 1850 lumens,  
80CRI, Dimmable LED (Included)





**PREMIER 52" UNI-PACK  
54525-86**

Oiled Bronze | Satin Opal Glass  
Walnut | Weathered Oak Blades  
Light Kit uses (1) 28W, 3000K, 1850 lumens,  
80CRI, Dimmable LED (Included)



**PREMIER 52" UNI-PACK  
54525-69**

Noir | Satin Opal Glass  
Matte Black | Weathered Oak Blades  
Light Kit uses (1) 28W, 3000K, 1850 lumens,  
80CRI, Dimmable LED (Included)



**PREMIER 52" UNI-PACK  
54525-65**

Satin Nickel | Satin Opal Glass  
Silver | Walnut Blades  
Light Kit uses (1) 28W, 3000K, 1850 lumens,  
80CRI, Dimmable LED (Included)

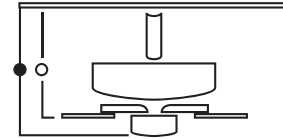


**PREMIER 52" UNI-PACK  
54525-8**

Studio White | Satin Opal Glass  
Studio White Blades  
Light Kit uses (1) 28W, 3000K, 1850 lumens,  
80CRI, Dimmable LED (Included)

**PREMIER 52" UNI-PACK  
SPECIFICATION CHART**

**HEIGHT CHART**



**FAN HEIGHT**

Using 6" Downrod

● Distance of 19.5"

○ Distance of 13.25"

**GENERAL SPECS**

5 Finish Combinations Available

Lifetime Motor Warranty

Five Blades

52" Blade Sweep

12-Degree Blade Pitch

80" Lead Wire

6" Downrod Included

**MECHANICAL SPECS**

172 x 14 Motor Size

3 Speeds-Reversible/Manual Reverse Switch

16 Poles

.49/.32/.20 AMPS on H/M/L

59/26/11 WATTS on H/M/L

179/114/69 RPMS on H/M/L

Detachable Switch Cup

Triple Capacitor

Remote Control Adaptable w/ Manual Reverse

LED Kit Included

Skirted Blade Arms

**ENERGY SPECS**

Energy Information at High Speed

Airflow: 4732 Cubic Feet/Minute

Electricity Use: 57 Watts (Excludes Lights)

Airflow Efficiency: 82 Cubic Feet/Minute/Watt

Visit [QuorumInternational.com](http://QuorumInternational.com) for DOE Energy Guide

**LIGHT SOURCE**



LED

**REMOTE CONTROL OPTION**




7-501-0

# Virtue 52"

C E I L I N G   F A N S

---

A close-up, low-angle photograph of the Virtue 52" ceiling fan. The image shows the underside of a light-colored wooden blade with a black curved mounting bracket. Below the blade, the black motor housing is visible, featuring several screws and a central hub. The lighting is dramatic, highlighting the textures of the wood and the smooth finish of the black plastic components. The background is a plain, light color, making the fan's details stand out.

---



**VIRTUE 52" CEILING FAN**

**6525-86**

Oiled Bronze

Oiled Bronze | Weathered Oak Blades



**VIRTUE 52" CEILING FAN**

**6525-80**

Aged Brass

Matte Black | Weathered Oak Blades



**VIRTUE 52" CEILING FAN**

**6525-65**

Satin Nickel

Silver | Weathered Gray Blades



**VIRTUE 52" CEILING FAN**

**6525-59**

Matte Black

Matte Black | Weathered Gray Blades



**VIRTUE 52" CEILING FAN**

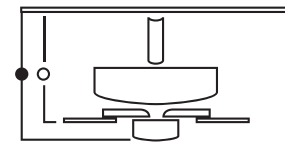
**6525-8**

Studio White

Studio White Blades

**VIRTUE 52" SPECIFICATION CHART**

**HEIGHT CHART**



**FAN HEIGHT**

Using 3.5" Downrod

● Distance of 11.5"

○ Distance of 9"

**GENERAL SPECS**

5 Finish Combinations Available

Lifetime Motor Warranty

Five Blades

52" Blade Sweep

12-Degree Blade Pitch

80" Lead Wire

3.5" and 6" Downrods Included

**MECHANICAL SPECS**

153 x 15 Motor Size

3 Speeds-Reversible/Manual Reverse Switch

14 Poles

.52/40/22 AMPS on H/M/L

62/34/10 WATTS on H/M/L

170/125/72 RPMS on H/M/L

Detachable Switch Cup

Triple Capacitor

Remote Control Adaptable

**ENERGY SPECS**

Energy Information at High Speed

Airflow: 4566 Cubic Feet/Minute

Electricity Use: 61 Watts (Excludes Lights)

Airflow Efficiency: 74 Cubic Feet/Minute/Watt

Visit [QuorumInternational.com](http://QuorumInternational.com) for DOE Energy Guide

**REMOTE CONTROL OPTION**



7-501-0

# Virtue 52" Uni-Pack

2 LIGHT CEILING FANS



## **VIRTUE 52" UNI-PACK**

**6525-2286**

Oiled Bronze | Clear Seeded Glass  
Oiled Bronze | Weathered Oak Blades  
Light Kit uses (2) 6W, 2700K, 80CRI,  
Dimmable LED (Included)



## **VIRTUE 52" UNI-PACK**

**6525-286**

Oiled Bronze | Satin Opal Glass  
Oiled Bronze | Weathered Oak Blades  
Light Kit uses (2) 9W, 3000K, 80CRI,  
Non-Dimming LED (Included)



## **VIRTUE 52" UNI-PACK**

**6525-2280**

Aged Brass | Clear Seeded Glass  
Matte Black | Weathered Oak Blades  
Light Kit uses (2) 6W, 2700K, 80CRI,  
Dimmable LED (Included)



## **VIRTUE 52" UNI-PACK**

**6525-280**

Aged Brass | Satin Opal Glass  
Matte Black | Weathered Oak Blades  
Light Kit uses (2) 9W, 3000K, 80CRI,  
Non-Dimming LED (Included)



**VIRTUE 52" UNI-PACK  
6525-2265**

Satin Nickel | Clear Seeded Glass  
Silver | Weathered Gray Blades  
Light Kit uses (2) 6W, 2700K, 80CRI,  
Dimmable LED (Included)

**VIRTUE 52" UNI-PACK  
6525-265**

Satin Nickel | Satin Opal Glass  
Silver | Weathered Gray Blades  
Light Kit uses (2) 9W, 3000K, 80CRI,  
Non-Dimming LED (Included)



**VIRTUE 52" UNI-PACK  
6525-2259**

Matte Black | Clear Seeded Glass  
Matte Black | Weathered Gray Blades  
Light Kit uses (2) 6W, 2700K, 80CRI,  
Dimmable LED (Included)

**VIRTUE 52" UNI-PACK  
6525-259**

Matte Black | Satin Opal Glass  
Matte Black | Weathered Gray Blades  
Light Kit uses (2) 9W, 3000K, 80CRI,  
Non-Dimming LED (Included)



**VIRTUE 52" UNI-PACK  
6525-2208**

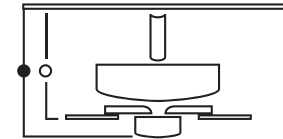
Studio White | Clear Seeded Glass  
Studio White Blades  
Light Kit uses (2) 6W, 2700K, 80CRI,  
Dimmable LED (Included)

**VIRTUE 52" UNI-PACK  
6525-208**

Studio White | Satin Opal Glass  
Studio White Blades  
Light Kit uses (2) 9W, 3000K, 80CRI,  
Non-Dimming LED (Included)

**VIRTUE 52" UNI-PACK  
SPECIFICATION CHART**

**HEIGHT CHART**



**FAN HEIGHT**

Using 3.5" Downrod

● Distance of 16.25"

○ Distance of 9"

**GENERAL SPECS**

10 Finish Combinations Available

Lifetime Motor Warranty

Five Blades

52" Blade Sweep

12-Degree Blade Pitch

80" Lead Wire

3.5" and 6" Downrods Included

**MECHANICAL SPECS**

153 x 15 Motor Size

3 Speeds-Reversible/Manual Reverse Switch

14 Poles

.52/40/22 AMPS on H/M/L

62/34/10 WATTS on H/M/L

170/125/72 RPMS on H/M/L

Detachable Switch Cup

Triple Capacitor

Remote Control Adaptable w/ Manual Reverse

LED Kit Included

**ENERGY SPECS**

Energy Information at High Speed

Airflow: 4540 Cubic Feet/Minute

Electricity Use: 61 Watts (Excludes Lights)

Airflow Efficiency: 74 Cubic Feet/Minute/Watt

Visit [QuorumInternational.com](http://QuorumInternational.com) for DOE Energy Guide

**BULB TYPE**



Medium LED



Medium LED

**REMOTE CONTROL OPTION**



7-501-0



# Virtue 52" Uni-Pack

3 LIGHT CEILING FANS



## VIRTUE 52" 3 LIGHT UNI-PACK

**6525-2359**

Matte Black | Clear Seeded Glass  
Matte Black | Weathered Gray Blades  
Light Kit uses (3) 6W, 2700K, 80CRI,  
Dimmable LED (Included)



## VIRTUE 52" 3 LIGHT UNI-PACK

**6525-2386**

Oiled Bronze | Clear Seeded Glass  
Oiled Bronze | Weathered Oak Blades  
Light Kit uses (3) 6W, 2700K, 80CRI,  
Dimmable LED (Included)



## VIRTUE 52" 3 LIGHT UNI-PACK

**6525-386**

Oiled Bronze | Satin Opal Glass  
Oiled Bronze | Weathered Oak Blades  
Light Kit uses (3) 9W, 3000K, 80CRI,  
Non-Dimming LED (Included)



## VIRTUE 52" 3 LIGHT UNI-PACK

**6525-2380**

Aged Brass | Clear Seeded Glass  
Matte Black | Weathered Oak Blades  
Light Kit uses (3) 6W, 2700K, 80CRI,  
Dimmable LED (Included)



**VIRTUE 52" 3 LIGHT UNI-PACK  
6525-380**  
Aged Brass | Satin Opal Glass  
Matte Black | Weathered Oak Blades  
Light Kit uses (3) 9W, 3000K, 80CRI,  
Non-Dimming LED (Included)

**VIRTUE 52" 3 LIGHT UNI-PACK  
6525-2365**  
Satin Nickel | Clear Seeded Glass  
Silver | Weathered Gray Blades  
Light Kit uses (3) 6W, 2700K, 80CRI,  
Dimmable LED (Included)



**VIRTUE 52" 3 LIGHT UNI-PACK  
6525-365**  
Satin Nickel | Satin Opal Glass  
Silver | Weathered Gray Blades  
Light Kit uses (3) 9W, 3000K, 80CRI,  
Non-Dimming LED (Included)

**VIRTUE 52" 3 LIGHT UNI-PACK  
6525-359**  
Matte Black | Satin Opal Glass  
Matte Black | Weathered Gray Blades  
Light Kit uses (3) 9W, 3000K, 80CRI,  
Non-Dimming LED (Included)

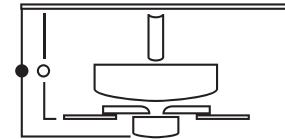


**VIRTUE 52" 3 LIGHT UNI-PACK  
6525-2308**  
Studio White | Clear Seeded Glass  
Studio White Blades  
Light Kit uses (3) 6W, 2700K, 80CRI,  
Dimmable LED (Included)

**VIRTUE 52" 3 LIGHT UNI-PACK  
6525-308**  
Studio White | Satin Opal Glass  
Studio White Blades  
Light Kit uses (3) 9W, 3000K, 80CRI,  
Non-Dimming LED (Included)

**VIRTUE 52" 3 LIGHT UNI-PACK  
SPECIFICATION CHART**

**HEIGHT CHART**



**FAN HEIGHT**

Using 3.5" Downrod

- Distance of 17"
- Distance of 9"

**GENERAL SPECS**

10 Finish Combinations Available  
Lifetime Motor Warranty  
Five Blades  
52" Blade Sweep  
12-Degree Blade Pitch  
80" Lead Wire  
3.5" and 6" Downrods Included

**MECHANICAL SPECS**

153 x 15 Motor Size  
3 Speeds-Reversible/Manual Reverse Switch  
14 Poles  
.52/40/22 AMPS on H/M/L  
62/34/10 WATTS on H/M/L  
170/125/72 RPMS on H/M/L  
Detachable Switch Cup  
Triple Capacitor  
Remote Control Adaptable w/ Manual Reverse  
LED Kit Included

**ENERGY SPECS**

Energy Information at High Speed  
Airflow: 4596 Cubic Feet/Minute  
Electricity Use: 61 Watts (Excludes Lights)  
Airflow Efficiency: 74 Cubic Feet/Minute/Watt  
Visit [QuorumInternational.com](http://QuorumInternational.com) for DOE Energy Guide

**BULB TYPE**



Medium LED



Medium LED

**REMOTE CONTROL OPTION**



7-501-0

# Virtue 52" Uni-Pack

4 LIGHT CEILING FANS



## **VIRTUE 52" 4 LIGHT UNI-PACK**

**6525-480**

Aged Brass | Satin Opal Glass  
Matte Black | Weathered Oak Blades  
Light Kit uses (4) 9W, 3000K, 80CRI,  
Non-Dimming LED (Included)



## **VIRTUE 52" 4 LIGHT UNI-PACK**

**6525-2486**

Oiled Bronze | Clear Seeded Glass  
Oiled Bronze | Weathered Oak Blades  
Light Kit uses (4) 6W, 2700K, 80CRI,  
Dimmable LED (Included)



## **VIRTUE 52" 4 LIGHT UNI-PACK**

**6525-486**

Oiled Bronze | Satin Opal Glass  
Oiled Bronze | Weathered Oak Blades  
Light Kit uses (4) 9W, 3000K, 80CRI,  
Non-Dimming LED (Included)



## **VIRTUE 52" 4 LIGHT UNI-PACK**

**6525-2480**

Aged Brass | Clear Seeded Glass  
Matte Black | Weathered Oak Blades  
Light Kit uses (4) 6W, 2700K, 80CRI,  
Dimmable LED (Included)



**VIRTUE 52" 4 LIGHT UNI-PACK  
6525-2465**

Satin Nickel | Clear Seeded Glass  
Silver | Weathered Gray Blades  
Light Kit uses (4) 6W, 2700K, 80CRI,  
Dimmable LED (Included)



**VIRTUE 52" 4 LIGHT UNI-PACK  
6525-465**

Satin Nickel | Satin Opal Glass  
Silver | Weathered Gray Blades  
Light Kit uses (4) 9W, 3000K, 80CRI,  
Non-Dimming LED (Included)



**VIRTUE 52" 4 LIGHT UNI-PACK  
6525-2459**

Matte Black | Clear Seeded Glass  
Matte Black | Weathered Gray Blades  
Light Kit uses (4) 6W, 2700K, 80CRI,  
Dimmable LED (Included)



**VIRTUE 52" 4 LIGHT UNI-PACK  
6525-459**

Matte Black | Satin Opal Glass  
Matte Black | Weathered Gray Blades  
Light Kit uses (4) 9W, 3000K, 80CRI,  
Non-Dimming LED (Included)



**VIRTUE 52" 4 LIGHT UNI-PACK  
6525-2408**

Studio White | Clear Seeded Glass  
Studio White Blades  
Light Kit uses (4) 6W, 2700K, 80CRI,  
Dimmable LED (Included)

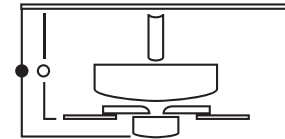


**VIRTUE 52" 4 LIGHT UNI-PACK  
6525-408**

Studio White | Satin Opal Glass  
Studio White Blades  
Light Kit uses (4) 9W, 3000K, 80CRI,  
Non-Dimming LED (Included)

**VIRTUE 52" 4 LIGHT UNI-PACK  
SPECIFICATION CHART**

**HEIGHT CHART**



**FAN HEIGHT**

Using 3.5" Downrod

- Distance of 17"
- Distance of 9"

**GENERAL SPECS**

10 Finish Combinations Available  
Lifetime Motor Warranty  
Five Blades  
52" Blade Sweep  
12-Degree Blade Pitch  
80" Lead Wire  
3.5" and 6" Downrods Included

**MECHANICAL SPECS**

153 x 15 Motor Size  
3 Speeds-Reversible/Manual Reverse Switch  
14 Poles  
.52/40/22 AMPS on H/M/L  
62/34/10 WATTS on H/M/L  
170/125/72 RPMS on H/M/L  
Detachable Switch Cup  
Triple Capacitor  
Remote Control Adaptable w/ Manual Reverse  
LED Kit Included

**ENERGY SPECS**

Energy Information at High Speed  
Airflow: 4602 Cubic Feet/Minute  
Electricity Use: 61 Watts (Excludes Lights)  
Airflow Efficiency: 74 Cubic Feet/Minute/Watt  
Visit [QuorumInternational.com](http://QuorumInternational.com) for DOE Energy Guide

**BULB TYPE**



Medium LED



Medium LED

**REMOTE CONTROL OPTION**



7-501-0






# Outdoor

L I G H T I N G

---



**BALBOA WALL MOUNT**  
**7203-6-69**

6" (w) x 18.5" (h) x 8" (ext) - (1) 100W M  
Noir | Clear Seeded Glass  
ETL Wet

**Also Available:**  
**-86** Oiled Bronze | Opal Glass

---




**BALBOA WALL MOUNT**  
**7203-7-86**

7" (w) x 21.5" (h) x 9.25" (ext) - (1) 100W M  
Oiled Bronze | Opal Glass  
ETL Wet

**Also Available:**  
**-69** Noir | Clear Seeded Glass

---




**BALBOA WALL MOUNT**  
**7203-5-69**

5" (w) x 15" (h) x 6.75" (ext) - (1) 60W M  
Noir | Clear Seeded Glass  
ETL Wet

**Also Available:**  
**-86** Oiled Bronze | Opal Glass

---







**DIMAS WALL MOUNT**  
**7215-3-69**

8"(w) x 16"(h) x 9"(ext) - (3) 40W C  
Noir | Clear Glass  
UL Wet



**DIMAS WALL MOUNT**

**7215-4-69**

10"(w) x 19"(h) x 11.5"(ext) - (4) 40W C

Noir | Clear Glass

UL Wet



**DIMAS WALL MOUNT**

**7215-69**

6"(w) x 12"(h) x 7"(ext) - (1) 60W M

Noir | Clear Glass

UL Wet



**DIMAS POST LANTERN**

**7217-3-69**

8.5"(w) x 19.5"(h) - (3) 40W C

Noir | Clear Glass

UL Wet

**DIMAS PENDANT**

**7216-3-69**

8"(w) x 18.25"(h) - (3) 40W C

Noir | Clear Glass

UL Damp



**WINSTON WALL MOUNT**

**7760-86**

6.75" (w) x 11.75" (h) 8" (ext) - (1) 60W M  
Oiled Bronze | Clear Hammered Glass  
ETL Wet

**Also Available:**

**-69** Noir | Clear Hammered Glass



**WINSTON PENDANT**

**7761-3-69**

8.75" (w) x 14.5" (h) - (3) 60W C  
Noir | Clear Hammered Glass  
ETL Damp

**Also Available:**

**-86** Oiled Bronze | Clear Hammered Glass



**WINSTON WALL MOUNT**

**7760-4-86**

10.75" (w) x 18" (h) 12.5" (ext) - (4) 40W C  
Oiled Bronze | Clear Hammered Glass  
ETL Wet

**Also Available:**

**-69** Noir | Clear Hammered Glass



**WINSTON POST LANTERN**

**7762-3-69**

8.75" (w) x 17" (h) - (3) 60W C  
Noir | Clear Hammered Glass  
ETL Wet

**Also Available:**

**-86** Oiled Bronze | Clear Hammered Glass



**WALL MOUNT**

**706-69**

7" (w) x 12.5" (h) x 8.5" (ext) - (1) 60W M  
Noir | Clear Glass  
UL Wet

**Also Available:**

**-86** Oiled Bronze | Clear Water Glass



**WINSTON WALL MOUNT**  
**7760-3-86**

8.75" (w) x 15" (h) 9.75" (ext) - (3) 60W C  
Oiled Bronze | Clear Hammered Glass  
ETL Wet

**Also Available:**

**-69** Noir | Clear Hammered Glass



**BISHOP WALL MOUNT**

**7030-2-86**

8.5"(w) x 18"(h) x 9.75"(ext) - (2) 60W M  
Oiled Bronze | Clear Glass  
UL Wet



**BISHOP WALL MOUNT**

**7030-3-86**

10.75"(w) x 23"(h) x 11.75"(ext) - (3) 60W C  
Oiled Bronze | Clear Glass  
UL Wet



**BISHOP WALL MOUNT**

**7030-4-86**

13.5"(w) x 28"(h) x 14.5"(ext) - (4) 60W C  
Oiled Bronze | Clear Glass  
UL Wet



**BISHOP PENDANT**

**7031-3-86**

10.75"(w) x 24"(h) - (3) 60W C

Oiled Bronze | Clear Glass

UL Damp

---



**BISHOP POST LANTERN**

**7032-3-86**

10.75"(w) x 24.5"(h) - (3) 60W C

Oiled Bronze | Clear Glass

UL Wet

---



**CHARTER WALL MOUNT**

**7246-7-86**

7.75"(w) x 14"(h) x 8.5"(ext) - (1) 100W M  
Oiled Bronze | Clear Hammered Glass  
ETL Wet

**Also Available:**

- 3 Graphite | Clear Hammered Glass
- 69 Noir | Clear Hammered Glass



**CHARTER WALL MOUNT**

**7246-9-86**

9.5"(w) x 15.5"(h) x 10.5"(ext) - (1) 100W M  
Oiled Bronze | Clear Hammered Glass  
ETL Wet

**Also Available:**

- 3 Graphite | Clear Hammered Glass
- 69 Noir | Clear Hammered Glass



**CHARTER PENDANT**

**7247-9-3**

9.5"(w) x 15.75"(h) - (1) 100W  
Graphite | Clear Hammered Glass  
ETL Damp

**Also Available:**

- 69 Noir | Clear Hammered Glass
- 86 Oiled Bronze | Clear Hammered Glass



**CHARTER POST LANTERN**

**7248-9-3**

9.5"(w) x 17"(h) - (1) 100W M  
Graphite | Clear Hammered Glass  
ETL Wet

**Also Available:**

- 69 Noir | Clear Hammered Glass
- 86 Oiled Bronze | Clear Hammered Glass

**CHARTER WALL MOUNT**

**7246-11-69**

11.5"(w) x 19"(h) x 13.5"(ext) - (1) 100W M

Noir | Clear Hammered Glass

ETL Wet

**Also Available:**

**-3** Graphite | Clear Hammered Glass

**-86** Oiled Bronze | Clear Hammered Glass







**CYLINDER CEILING MOUNT**

**320-69**

4.25"(w) x 7"(h) - (1) 75W M PAR30

Noir

ETL Damp

**Also Available:**

**-3** Graphite

**-86** Oiled Bronze



**CYLINDER WALL MOUNT**

**720-3**

4.25"(w) x 7.75"(h) x 6.75"(ext)

(1) 75W M PAR30

Graphite

ETL Wet

**Also Available:**

**-69** Noir

**-86** Oiled Bronze



**CYLINDER WALL MOUNT**

**720-2-86**

4.25"(w) x 11.5"(h) x 6.75"(ext)

(2) 75W M PAR30

Oiled Bronze

ETL Wet

**Also Available:**

**-3** Graphite

**-69** Noir



**CYLINDER WALL MOUNT**

**721-2-86**

5.75"(w) x 17.25"(h) x 8.25"(ext)

(2) 90W M PAR38

Oiled Bronze

ETL Wet

**Also Available:**

**-3** Graphite

**-69** Noir



**CYLINDER WALL MOUNT**

**721-3**

5.75"(w) x 12"(h) x 8.25"(ext)

(1) 90W M PAR38

Graphite

ETL Wet

**Also Available:**

**-69** Noir

**-86** Oiled Bronze



**BALTIC WALL MOUNT**

**7802-45**

9.5"(w) x 20.5"(h) x 9"(ext) - (1) 100W M  
Baltic Granite | Clear Water Glass  
UL Wet



**BALTIC WALL MOUNT**

**7800-45**

6.5"(w) x 16.25"(h) x 6.25"(ext) - (1) 100W M  
Baltic Granite | Clear Water Glass  
UL Wet



**BALTIC PENDANT**

**7805-45**

9.5"(w) x 13.5"(h) - (1) 100W M  
Baltic Granite | Clear Water Glass  
UL Damp



**BALTIC WALL MOUNT**

**7803-45**

9.5"(w) x 16.25"(h) x 9"(ext) - (1) 100W M  
Baltic Granite | Clear Water Glass  
UL Wet



**BALTIC WALL MOUNT**

**7801-45**

6.5"(w) x 13.25"(h) x 6.25"(ext) - (1) 100W M  
Baltic Granite | Clear Water Glass  
UL Wet



**BALTIC POST LANTERN**

**7806-45**

9.5"(w) x 19.5"(h) - (1) 100W M  
Baltic Granite | Clear Water Glass  
UL Wet



**STELTON WALL MOUNT**

**7813-45**

9"(w) x 18.5"(h) x 10"(ext) - (1) 100W M  
Baltic Granite | Clear Glass  
UL Wet



**STELTON PENDANT**

**7815-45**

9"(w) x 16"(h) - (1) 100W M  
Baltic Granite | Clear Glass  
UL Damp



**STELTON POST LANTERN**

**7816-45**

9.5"(w) x 24.25"(h) - (1) 100W M  
Baltic Granite | Clear Glass  
UL Wet



**STELTON WALL MOUNT**

**7810-45**

6.5"(w) x 19.5"(h) x 6.75"(ext) - (1) 100W M  
Baltic Granite | Clear Glass  
UL Wet



**STELTON WALL MOUNT**

**7811-45**

6"(w) x 14"(h) x 7"(ext) - (1) 100W M  
Baltic Granite | Clear Glass  
UL Wet



**STELTON WALL MOUNT**

**7812-45**

9.5"(w) x 27.25"(h) x 9.75"(ext) - (1) 100W M  
Baltic Granite | Clear Glass  
UL Wet



**WESTON WALL MOUNT  
7817-45**

6.25" (w) x 9" (h) x 6.5" (ext) - (1) 60W M  
Baltic Granite | Clear Water Glass  
UL Wet

**Also Available:**  
-25 Timberland Granite | Clear Water Glass



**WESTON CEILING MOUNT  
7931-2-45**

12.75" (w) x 7" (h) - (2) 100W M  
Baltic Granite | Clear Water Glass  
UL Damp

**Also Available:**  
-25 Timberland Granite | Clear Water Glass



**WESTON CEILING MOUNT  
7930-1-25**

9.25" (w) x 6.5" (h) - (1) 100W M  
Timberland Granite | Clear Water Glass  
UL Damp

**Also Available:**  
-45 Baltic Granite | Clear Water Glass



**WESTON WALL MOUNT  
7817-1-25**

7.75" (w) x 20" (h) x 9.5" (ext) - (1) 100W M  
Timberland Granite | Clear Water Glass  
UL Wet

**Also Available:**  
-45 Baltic Granite | Clear Water Glass



**WESTON WALL MOUNT  
7817-3-45**

9" (w) x 22.5" (h) x 10.25" (ext) - (3) 60W C  
Baltic Granite | Clear Water Glass  
UL Wet

**Also Available:**  
-25 Timberland Granite | Clear Water Glass

# Allure All-Weather 52"

PATIO FANS



**ALLURE ALL-WEATHER 52" PATIO FAN**  
**146525-86**

Oiled Bronze  
Walnut ABS Blades



**ALLURE ALL-WEATHER 52" PATIO FAN  
146525-69**

Noir  
Matte Black ABS Blades

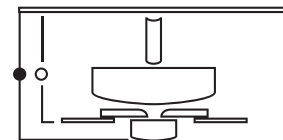


**ALLURE ALL-WEATHER 52" PATIO FAN  
146525-6**

Gloss White  
White ABS Blades

**ALLURE ALL-WEATHER 52"  
PATIO FAN SPECIFICATION CHART**

**HEIGHT CHART**



**FAN HEIGHT**

Using 4" Downrod  
● Distance of 13.25"  
○ Distance of 10.5"

**GENERAL SPECS**

3 Finishes Available (Powder Coated)  
Lifetime Motor Warranty  
Five ABS Blades  
52" Blade Sweep  
80" Lead Wire  
13.5-Degree Blade Pitch  
4" and 6" Aluminum Downrods Included

**MECHANICAL SPECS**

153x16 Motor Size  
3 Speeds-Reversible  
14 Poles  
.50/.36/.21 AMPS on H/M/L  
64/33/12 WATTS on H/M/L  
154/110/60 RPMS on H/M/L  
ABS Housing, Canopy, and Blades  
Remote Control Adaptable w/Manual Reverse  
UL Wet Listed

**ENERGY SPECS**

Energy Information at High Speed  
Airflow: 4787 Cubic Feet/Minute  
Electricity Use: 63 Watts (Excludes Lights)  
Airflow Efficiency: 75 Cubic Feet/Minute/Watt  
Visit [QuorumInternational.com](http://QuorumInternational.com) for DOE Energy Guide

**REMOTE CONTROL OPTIONS**



7-1305-0



7-3000



7-1401-0

# Breeze 52"

PATIO FANS

---





**BREEZE 52" PATIO FAN  
17052-86**

Oiled Bronze  
Oiled Bronze ABS Blades



**BREEZE 52" PATIO FAN  
17052-69**

Noir  
Weathered Oak ABS Blades



**BREEZE 52" PATIO FAN  
17052-65**

Satin Nickel  
Silver ABS Blades

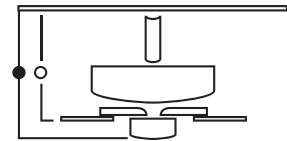


**BREEZE 52" PATIO FAN  
17052-8**

Studio White  
Studio White ABS Blades

**BREEZE 52" PATIO FAN  
SPECIFICATION CHART**

**HEIGHT CHART**



**FAN HEIGHT**

- Using 4" Downrod
- Distance of 12.75"
- Distance of 10.75"

**GENERAL SPECS**

- 4 Finish Combinations Available
- Lifetime Motor Warranty
- Five Blades
- 52" Blade Sweep
- 12-Degree Blade Pitch
- 80" Lead Wire
- 4" and 6" Downrod Included

**MECHANICAL SPECS**

- 153 x 15 Motor Size
- 3 Speeds-Reversible/Manual Reverse Switch
- 14 Poles
- .46/33/21 AMPS on H/M/L
- 55/29/11 WATTS on H/M/L
- 167/115/74 RPMS on H/M/L
- Detachable Switch Cup
- Triple Capacitor
- Light Kit Adaptable
- Remote Control Adaptable
- Skirted Blade Arms
- UL Wet Listed

**ENERGY SPECS**

- Energy Information at High Speed
- Airflow: 4499 Cubic Feet/Minute
- Electricity Use: 51 Watts (Excludes Lights)
- Airflow Efficiency: 87 Cubic Feet/Minute/Watt
- Visit [QuorumInternational.com](http://QuorumInternational.com) for DOE Energy Guide

**REMOTE CONTROL OPTIONS**



7-1305-0



7-3000



7-1401-0



# Breeze 52" Uni-Pack

P A T I O F A N S

---





**BREEZE 52" UNI-PACK PATIO FAN  
170525-86**

Oiled Bronze | Clear Seeded Glass  
Oiled Bronze ABS Blades  
Light Kit uses (2) 6W, 2700K, 80CRI,  
Dimmable LED M (Included)



**BREEZE 52" UNI-PACK PATIO FAN  
170525-69**

Noir | Clear Seeded Glass  
Weathered Oak ABS Blades  
Light Kit uses (2) 6W, 2700K, 80CRI,  
Dimmable LED M (Included)



**BREEZE 52" UNI-PACK PATIO FAN  
170525-65**

Satin Nickel | Clear Seeded Glass  
Silver ABS Blades  
Light Kit uses (2) 6W, 2700K, 80CRI,  
Dimmable LED M (Included)

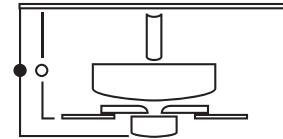


**BREEZE 52" UNI-PACK PATIO FAN  
170525-8**

Studio White | Clear Seeded Glass  
Studio White ABS Blades  
Light Kit uses (2) 6W, 2700K, 80CRI,  
Dimmable LED M (Included)

**BREEZE 52" UNI-PACK PATIO FAN  
SPECIFICATION CHART**

**HEIGHT CHART**



**FAN HEIGHT**

Using 4" Downrod

● Distance of 17"

○ Distance of 10.75"

**GENERAL SPECS**

4 Finish Combinations Available  
Lifetime Motor Warranty  
Five Blades  
52" Blade Sweep  
12-Degree Blade Pitch  
80" Lead Wire  
4" and 6" Downrod Included

**MECHANICAL SPECS**

153 x 15 Motor Size  
3 Speeds-Reversible/Manual Reverse Switch  
14 Poles  
.46/.33/.21 AMPS on H/M/L  
55/29/11 WATTS on H/M/L  
167/115/74 RPMs on H/M/L  
Detachable Switch Cup  
Triple Capacitor  
Remote Control Adaptable  
Skirted Blade Arms  
UL Wet Listed

**ENERGY SPECS**

Energy Information at High Speed  
Airflow: 4499 Cubic Feet/Minute  
Electricity Use: 51 Watts (Excludes Lights)  
Airflow Efficiency: 87 Cubic Feet/Minute/Watt  
Visit [QuorumInternational.com](http://QuorumInternational.com) for DOE Energy Guide

**BULB TYPE**



Medium LED

**REMOTE CONTROL OPTION**



7-501-0

# Estate 52" Uni-Pack

P A T I O F A N S



**ESTATE 52" UNI-PACK PATIO FAN**  
**1435259395**

Old World | Amber Scavo  
Walnut ABS Blades  
Light Kit uses (2) 9W, 3000K, 80CRI,  
Non-Dimming Bulbs (Included)

**ESTATE 52" UNI-PACK PATIO FAN**  
**143525-995**

Old World | Satin Opal Glass  
Walnut ABS Blades  
Light Kit uses (2) 9W, 3000K, 80CRI,  
Non-Dimming Bulbs (Included)



**ESTATE 52" UNI-PACK PATIO FAN  
143525-986**

Oiled Bronze | Satin Opal Glass  
Oiled Bronze ABS Blades  
Light Kit uses (2) 9W, 3000K, 80CRI,  
Non-Dimming Bulbs (Included)

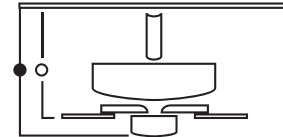


**ESTATE 52" UNI-PACK PATIO FAN  
143525-959**

Matte Black | Satin Opal Glass  
Medium Oak ABS Blades  
Light Kit uses (2) 60W C Bulbs (Included)

**ESTATE 52" UNI-PACK PATIO FAN  
SPECIFICATION CHART**

**HEIGHT CHART**



**FAN HEIGHT**

- Using 4" Downrod
- Distance of 19.25"
- Distance of 11.5"

**GENERAL SPECS**

- 8 Finish Combinations Available (Powder Coated)
- Lifetime Motor Warranty
- Five ABS Blades
- 52" Blade Sweep
- 14-Degree Blade Pitch
- 80" Lead Wire
- 4" and 6" Downrod Included

**MECHANICAL SPECS**

- 153 x 15 Motor Size
- 3 Speeds - Reversible
- 14 Poles
- .57/39/21 AMPS on H/M/L
- 55/30/9 WATTS on H/M/L
- 154/105/52 RPMS on H/M/L
- Triple Capacitor
- Remote Control Adaptable w/Manual Reverse
- Skirted Blade Arms/Sealed Vent Holes
- UL Wet Listed

**ENERGY SPECS**

- Energy Information at High Speed
- Airflow: 4710 Cubic Feet/Minute
- Electricity Use: 55 Watts (Excludes Lights)
- Airflow Efficiency: 86 Cubic Feet/Minute/Watt
- Visit [QuorumInternational.com](http://QuorumInternational.com) for DOE Energy Guide

**BULB TYPE**



Candelabra



Medium LED

**REMOTE CONTROL OPTIONS**



7-1305-0



7-1401-0



**ESTATE 52" UNI-PACK PATIO FAN  
1435255959**

Matte Black | Satin Opal Glass  
Matte Black ABS Blades  
Light Kit uses (2) 9W, 3000K, 80CRI,  
Non-Dimming Bulbs (Included)



**ESTATE 52" UNI-PACK PATIO FAN  
143525-944**

Toasted Sienna | Amber Scavo Glass  
Rosewood ABS Blades  
Light Kit uses (2) 9W, 3000K, 80CRI,  
Non-Dimming Bulbs (Included)



**ESTATE 52" UNI-PACK PATIO FAN  
1435259924**

Galvanized | Satin Opal Glass  
Walnut ABS Blades  
Light Kit uses (2) 9W, 3000K, 80CRI,  
Non-Dimming Bulbs (Included)



**ESTATE 52" UNI-PACK PATIO FAN  
143525-906**

Gloss White | Satin Opal Glass  
White ABS Blades  
Light Kit uses (2) 9W, 3000K, 80CRI,  
Non-Dimming Bulbs (Included)

# Index

---

**PRODUCT# ..... PAGE#**

143525-906 .....	131
143525-944 .....	131
143525-959 .....	131
143525-986 .....	131
143525-995 .....	130
1435255959.....	131
1435259395.....	130
1435259924.....	131
146525-6 .....	125
146525-69 .....	125
146525-86 .....	124
17052-65 .....	127
17052-69 .....	127
17052-8 .....	127
17052-86 .....	127
170525-65 .....	129
170525-69 .....	129
170525-8 .....	129
170525-86 .....	129
2753-18-64 .....	054
2760-16-64 .....	052
2760-16-69 .....	052
2760-16-86 .....	052
2810-13-64 .....	052
2811-8-165 .....	053
2811-8-186 .....	053
2811-8-65 .....	053
2811-8-86 .....	053
2817-13-65 .....	054
2817-13-86 .....	054
2822-18-65 .....	054
2822-18-80 .....	054
2822-18-86 .....	054
2840-12-65 .....	052
2840-12-86 .....	052
2840-14-65 .....	052
2840-14-86 .....	052
2841-10-65 .....	053
2841-10-86 .....	053
2841-13-65 .....	053

---

**PRODUCT# ..... PAGE#**

2841-13-86 .....	053
2854-18186 .....	054
2877-14-64 .....	053
2910-13-65 .....	052
2911-8-165 .....	052
2911-8-186 .....	052
2911-8-65 .....	052
2911-8-86 .....	052
3000-12-62 .....	060
3000-12-65 .....	060
3000-12-86 .....	060
3000-16-62 .....	060
3000-16-65 .....	060
3000-16-86 .....	060
3000-20-62 .....	060
3000-20-65 .....	060
3000-20-86 .....	060
3021-6-44 .....	061
3021-6-6 .....	061
3021-6-65 .....	061
3021-6-86 .....	061
3021-6-95 .....	061
3021-8-44 .....	061
3021-8-6 .....	061
3021-8-65 .....	061
3021-8-86 .....	061
3021-8-95 .....	061
3023-6-65 .....	061
3023-6-86 .....	061
3023-8-65 .....	061
3023-8-86 .....	061
304-10-64 .....	055
304-10-69 .....	055
304-10-74 .....	055
304-10-86 .....	055
304-13-64 .....	055
304-13-69 .....	055
304-13-74 .....	055
304-13-86 .....	055
3050-69 .....	042

---

**PRODUCT# ..... PAGE#**

3050-86 .....	042
3053-64 .....	042
3059-265 .....	044
3059-280 .....	044
3059-286 .....	044
3060-64 .....	043
3060-86 .....	043
3063-11-65 .....	059
3063-11-69 .....	059
3063-11-86 .....	059
3063-13-65 .....	059
3063-13-69 .....	059
3063-13-86 .....	059
3063-15-65 .....	059
3063-15-69 .....	059
3063-15-86 .....	059
3066-11-44 .....	059
3066-11-65 .....	059
3066-11-86 .....	059
3066-11-95 .....	059
3066-13-44 .....	059
3066-13-65 .....	059
3066-13-86 .....	059
3066-13-95 .....	059
3066-15-44 .....	059
3066-15-65 .....	059
3066-15-86 .....	059
3066-15-95 .....	059
3069-65 .....	042
3069-86 .....	042
3084-65 .....	046
3084-86 .....	046
3090-14-65 .....	056
3090-65 .....	046
3110-186 .....	042
3110-64 .....	042
3122-265 .....	043
3122-280 .....	043
3122-286 .....	043
3127-265 .....	043

---

<b>PRODUCT# .....</b>	<b>PAGE#</b>	<b>PRODUCT# .....</b>	<b>PAGE#</b>	<b>PRODUCT# .....</b>	<b>PAGE#</b>
3127-286 .....	043	3507-17-95 .....	058	5049-4-69 .....	085
3135-65 .....	043	3811-186 .....	043	5049-6-44 .....	085
3154-186 .....	042	3811-65 .....	043	5049-6-65 .....	085
3154-64 .....	042	3811-86 .....	043	5049-6-69 .....	085
3154-86 .....	042	3842-64 .....	038	5053-2-64 .....	079
3174-65 .....	045	3842-69 .....	038	5053-3-64 .....	079
3177-64 .....	042	3842-74 .....	038	5053-4-64 .....	079
320-3 .....	120	3842-86 .....	038	5059-2-265 .....	064
320-69 .....	120	3911-186 .....	043	5059-2-280 .....	064
320-86 .....	120	3911-65 .....	043	5059-2-286 .....	064
3207-65 .....	045	3911-86 .....	043	5059-2-65 .....	064
3207-80 .....	045	5011-2-186 .....	069	5059-2-80 .....	064
3207-86 .....	045	5011-2-60 .....	069	5059-2-86 .....	064
322-62 .....	056	5011-2-62 .....	069	5059-3-265 .....	064
322-65 .....	056	5011-2-65 .....	069	5059-3-280 .....	064
322-69 .....	056	5011-2-80 .....	069	5059-3-286 .....	064
322-80 .....	056	5011-2-86 .....	069	5059-3-65 .....	064
3260-2-64 .....	056	5011-3-186 .....	068	5059-3-80 .....	064
3260-2-86 .....	056	5011-3-60 .....	068	5059-3-86 .....	064
3290-2-65 .....	056	5011-3-62 .....	068	5059-4-265 .....	064
3502-11-65 .....	057	5011-3-65 .....	068	5059-4-280 .....	064
3502-11-69 .....	057	5011-3-80 .....	068	5059-4-286 .....	064
3502-13-65 .....	057	5011-3-86 .....	068	5059-4-65 .....	064
3502-13-69 .....	057	5011-4-186 .....	069	5059-4-80 .....	064
3505-11-62 .....	057	5011-4-60 .....	069	5059-4-86 .....	064
3505-11-65 .....	057	5011-4-62 .....	069	5060-2-64 .....	072
3505-11-69 .....	057	5011-4-65 .....	069	5060-2-86 .....	072
3505-11-80 .....	057	5011-4-80 .....	069	5060-3-64 .....	072
3505-13-62 .....	057	5011-4-86 .....	069	5060-3-69 .....	072
3505-13-65 .....	057	5027-2-265 .....	070	5060-3-86 .....	072
3505-13-69 .....	057	5027-2-286 .....	070	5060-4-64 .....	072
3505-13-80 .....	057	5027-3-265 .....	070	5060-4-69 .....	072
3505-9-62 .....	057	5027-3-286 .....	070	5060-4-86 .....	072
3505-9-65 .....	057	5027-4-265 .....	070	5069-2-265 .....	067
3505-9-69 .....	057	5027-4-286 .....	070	5069-2-286 .....	067
3505-9-80 .....	057	5049-3-44 .....	085	5069-2-65 .....	067
3507-11-65 .....	058	5049-3-65 .....	085	5069-2-86 .....	067
3507-14-65 .....	058	5049-3-69 .....	085	5069-3-265 .....	067
3507-14-95 .....	058	5049-4-44 .....	085	5069-3-286 .....	067
3507-17-65 .....	058	5049-4-65 .....	085	5069-3-65 .....	067

PRODUCT# .....	PAGE#	PRODUCT# .....	PAGE#	PRODUCT# .....	PAGE#
5069-3-86 .....	067	5094-4-86 .....	084	5122-3-186 .....	074
5069-4-265 .....	067	5094-5-114 .....	082	5122-3-265 .....	074
5069-4-286 .....	067	5094-5-144 .....	082	5122-3-280 .....	074
5069-4-65 .....	067	5094-5-165 .....	082	5122-3-286 .....	074
5069-4-86 .....	067	5094-5-186 .....	082	5122-3-65 .....	074
5077-2-64 .....	066	5094-5-195 .....	082	5122-3-80 .....	074
5077-3-64 .....	066	5094-5-265 .....	081	5122-4-186 .....	073
5077-4-64 .....	066	5094-5-269 .....	081	5122-4-265 .....	073
5084-2-65 .....	076	5094-5-286 .....	081	5122-4-280 .....	073
5084-3-65 .....	076	5094-5-65 .....	084	5122-4-286 .....	073
5084-3-86 .....	076	5094-5-86 .....	084	5122-4-65 .....	073
5084-4-65 .....	076	5094-6-114 .....	082	5122-4-80 .....	073
5084-4-86 .....	076	5094-6-144 .....	082	5150-2-65 .....	065
5090-2-65 .....	077	5094-6-165 .....	082	5150-2-69 .....	065
5090-3-65 .....	077	5094-6-186 .....	082	5150-3-65 .....	065
5090-4-65 .....	077	5094-6-195 .....	082	5150-3-69 .....	065
5094-2-114 .....	082	5094-6-265 .....	081	5150-3-70 .....	065
5094-2-144 .....	082	5094-6-269 .....	081	5150-3-80 .....	065
5094-2-165 .....	082	5094-6-286 .....	081	5150-3-86 .....	065
5094-2-186 .....	082	5094-6-65 .....	084	5150-4-65 .....	065
5094-2-195 .....	082	5094-6-86 .....	084	5150-4-69 .....	065
5094-2-265 .....	081	5108-2-64 .....	071	5150-4-70 .....	065
5094-2-269 .....	081	5108-2-86 .....	071	5150-4-80 .....	065
5094-2-286 .....	081	5108-3-64 .....	071	5150-4-86 .....	065
5094-2-65 .....	084	5108-3-86 .....	071	5154-3-186 .....	079
5094-2-86 .....	084	5108-4-64 .....	071	5154-3-64 .....	079
5094-3-114 .....	083	5108-4-86 .....	071	5154-3-86 .....	079
5094-3-144 .....	083	5110-2-170 .....	078	5154-4-186 .....	079
5094-3-165 .....	083	5110-2-186 .....	078	5154-4-64 .....	079
5094-3-186 .....	083	5110-2-60 .....	078	5154-4-86 .....	079
5094-3-195 .....	083	5110-2-64 .....	078	5207-2-65 .....	075
5094-3-265 .....	081	5110-3-170 .....	078	5207-2-80 .....	075
5094-3-269 .....	081	5110-3-186 .....	078	5207-2-86 .....	075
5094-3-286 .....	081	5110-3-60 .....	078	5207-3-65 .....	075
5094-3-65 .....	084	5110-3-64 .....	078	5207-3-80 .....	075
5094-3-86 .....	084	5110-4-170 .....	078	5207-3-86 .....	075
5094-4-114 .....	083	5110-4-186 .....	078	5207-4-65 .....	075
5094-4-144 .....	083	5110-4-60 .....	078	5207-4-80 .....	075
5094-4-165 .....	083	5110-4-64 .....	078	5207-4-86 .....	075
5094-4-186 .....	083	5122-2-186 .....	073	5403-1-65 .....	080
5094-4-195 .....	083	5122-2-265 .....	073	5403-2-65 .....	080
5094-4-265 .....	081	5122-2-280 .....	073	5403-3-65 .....	080
5094-4-269 .....	081	5122-2-286 .....	073	5403-4-65 .....	080
5094-4-286 .....	081	5122-2-65 .....	073	5404-1-65 .....	080
5094-4-65 .....	084	5122-2-80 .....	073	5404-1-86 .....	080

PRODUCT# .....	PAGE#	PRODUCT# .....	PAGE#	PRODUCT# .....	PAGE#
5404-2-65 .....	080	5522-1-280 .....	074	6040-5-86 .....	024
5404-2-86 .....	080	5522-1-286 .....	074	6041-5-65 .....	024
5404-3-65 .....	080	5522-1-65 .....	074	6041-5-69 .....	024
5404-3-86 .....	080	5522-1-80 .....	074	6041-5-86 .....	024
5404-4-65 .....	080	5522-1-86 .....	074	6041-6-65 .....	024
5404-4-86 .....	080	5569-1-265 .....	067	6041-6-69 .....	024
5407-1-65 .....	075	5569-1-286 .....	067	6041-6-86 .....	024
5407-1-80 .....	075	5569-1-65 .....	067	6053-5-64 .....	022
5407-1-86 .....	075	5569-1-86 .....	067	6053-9-64 .....	022
5411-1-186 .....	069	5650-1-69 .....	065	6054-5-64 .....	021
5411-1-65 .....	069	5650-1-70 .....	065	6054-5-86 .....	021
5411-1-86 .....	069	5650-1-86 .....	065	6054-9-64 .....	021
5422-1-186 .....	074	6010-3-186 .....	023	6054-9-86 .....	021
5422-1-265 .....	074	6010-3-64 .....	023	6059-3-265 .....	010
5422-1-280 .....	074	6010-5-186 .....	023	6059-3-280 .....	010
5422-1-286 .....	074	6010-5-64 .....	023	6059-3-286 .....	010
5422-1-65 .....	074	6010-9-186 .....	022	6059-5-265 .....	010
5422-1-80 .....	074	6010-9-64 .....	022	6059-5-280 .....	010
5427-1-265 .....	070	6022-5-65 .....	016	6059-5-286 .....	010
5427-1-286 .....	070	6022-5-80 .....	016	6059-8-265 .....	011
5450-1-86 .....	065	6022-5-86 .....	016	6059-8-280 .....	011
54525-65 .....	099	6022-9-65 .....	016	6059-8-286 .....	011
54525-69 .....	099	6022-9-80 .....	016	6059-9-265 .....	010
54525-8 .....	099	6022-9-86 .....	016	6059-9-280 .....	010
54525-80 .....	098	604-12-64 .....	026	6059-9-286 .....	010
54525-86 .....	099	604-12-69 .....	026	6060-3-64 .....	012
5453-1-64 .....	079	604-12-74 .....	026	6060-3-86 .....	012
5454-1-186 .....	079	604-12-86 .....	026	6060-5-64 .....	013
5454-1-64 .....	079	604-4-64 .....	029	6060-5-86 .....	013
5454-1-86 .....	079	604-4-69 .....	029	6060-9-64 .....	012
5459-1-265 .....	064	604-4-74 .....	029	6060-9-86 .....	012
5459-1-280 .....	064	604-4-86 .....	029	6069-3-265 .....	005
5459-1-286 .....	064	604-6-64 .....	026	6069-3-286 .....	005
5459-1-65 .....	064	604-6-69 .....	026	6069-5-265 .....	005
5459-1-80 .....	064	604-6-74 .....	026	6069-5-286 .....	005
5459-1-86 .....	064	604-6-86 .....	026	6069-9-265 .....	005
5477-1-64 .....	066	604-8-64 .....	027	6069-9-286 .....	005
5484-1-65 .....	076	604-8-69 .....	027	6084-4-65 .....	020
5490-1-65 .....	077	604-8-74 .....	027	6084-6-65 .....	020
5508-1-64 .....	071	604-8-86 .....	027	6090-5-65 .....	025
5508-1-86 .....	071	604-9-64 .....	026	6122-3-265 .....	016
5510-1-186 .....	078	604-9-69 .....	026	6122-3-280 .....	016
5510-1-60 .....	078	604-9-74 .....	026	6122-3-286 .....	016
5510-1-64 .....	078	604-9-86 .....	026	6122-5-265 .....	014
5522-1-265 .....	074	6040-5-65 .....	024	6122-5-280 .....	014



PRODUCT# .....	PAGE#	PRODUCT# .....	PAGE#	PRODUCT# .....	PAGE#
6122-5-286 .....	014	6354-5-186 .....	021	6525-265 .....	103
6122-9-265 .....	016	6354-5-64 .....	021	6525-280 .....	102
6122-9-280 .....	016	6354-5-86 .....	021	6525-286 .....	102
6122-9-286 .....	016	6360-5-64 .....	012	6525-308 .....	105
6127-3-265 .....	008	6360-5-86 .....	012	6525-359 .....	105
6127-3-286 .....	008	6369-5-265 .....	005	6525-365 .....	105
6127-5-265 .....	008	6369-5-286 .....	005	6525-380 .....	105
6127-5-286 .....	008	6384-4-65 .....	020	6525-386 .....	104
6127-9-265 .....	009	6410-3-186 .....	023	6525-408 .....	107
6127-9-286 .....	009	6410-3-64 .....	023	6525-459 .....	107
6154-5-186 .....	021	6410-5-186 .....	023	6525-465 .....	107
6154-5-64 .....	021	6410-5-64 .....	023	6525-480 .....	106
6154-5-86 .....	021	6422-4-265 .....	015	6525-486 .....	106
6154-9-186 .....	021	6422-4-280 .....	015	6525-59 .....	101
6154-9-64 .....	021	6422-4-286 .....	015	6525-65 .....	101
6154-9-86 .....	021	644-5-64 .....	028	6525-8 .....	101
6160-3-69 .....	015	644-5-69 .....	028	6525-80 .....	101
6160-5-69 .....	015	644-5-74 .....	028	6525-86 .....	101
6160-9-69 .....	012	644-5-86 .....	028	654-10-64 .....	029
6177-5-64 .....	004	644-6-64 .....	029	654-10-69 .....	029
6177-5-86 .....	004	644-6-69 .....	029	654-10-74 .....	029
6177-9-64 .....	004	644-6-74 .....	029	654-10-86 .....	029
6177-9-86 .....	004	644-6-86 .....	029	654-6-64 .....	030
6211-4-186 .....	019	6477-5-64 .....	004	654-6-69 .....	030
6211-4-65 .....	019	6477-5-86 .....	004	654-6-74 .....	030
6211-4-86 .....	019	6510-3-186 .....	048	654-6-86 .....	030
6250-15-70 .....	007	6510-3-64 .....	048	654-8-64 .....	030
6250-15-86 .....	007	6511-3-186 .....	049	654-8-69 .....	030
6250-3-65 .....	007	6525-208 .....	103	654-8-74 .....	030
6250-3-69 .....	007	6525-2208 .....	103	654-8-86 .....	030
6250-5-65 .....	007	6525-2259 .....	103	6554-3-186 .....	048
6250-5-69 .....	007	6525-2265 .....	103	6554-3-64 .....	048
6250-5-70 .....	007	6525-2280 .....	102	6554-3-86 .....	048
6250-5-86 .....	007	6525-2286 .....	102	6584-3-65 .....	051
6250-8-65 .....	007	6525-2308 .....	105	6584-6-65 .....	051
6250-8-69 .....	007	6525-2359 .....	104	6611-3-186 .....	050
6250-8-70 .....	007	6525-2365 .....	105	6627-3-65 .....	048
6250-8-86 .....	007	6525-2380 .....	104	6627-3-86 .....	048
6250-9-65 .....	006	6525-2386 .....	104	6660-3-64 .....	049
6250-9-69 .....	006	6525-2408 .....	107	6660-3-86 .....	049
6250-9-70 .....	006	6525-2459 .....	107	6711-4-65 .....	041
6250-9-86 .....	006	6525-2465 .....	107	6711-4-86 .....	041
6354-3-186 .....	021	6525-2480 .....	106	6731-4-160 .....	034
6354-3-64 .....	021	6525-2486 .....	106	6731-4-162 .....	034
6354-3-86 .....	021	6525-259 .....	103	6731-4-165 .....	034

PRODUCT# .....	PAGE#	PRODUCT# .....	PAGE#	PRODUCT# .....	PAGE#
6731-4-180 .....	034	6822-3-65 .....	041	7052-208 .....	093
6731-4-186 .....	034	6822-3-80 .....	041	7052-265 .....	093
6731-4-60 .....	034	6822-3-86 .....	041	7052-269 .....	092
6731-4-62 .....	034	6822-33 .....	047	7052-280 .....	092
6731-4-65 .....	034	6822-4-65 .....	040	7052-286 .....	092
6731-4-80 .....	034	6822-4-80 .....	040	7052-308 .....	095
6731-4-86 .....	034	6822-4-86 .....	040	7052-365 .....	095
6731-8-60 .....	034	6822-59 .....	047	7052-380 .....	094
6731-8-62 .....	034	6822-6 .....	047	7052-386 .....	094
6731-8-65 .....	034	6822-65 .....	047	7052-408 .....	097
6731-8-80 .....	034	6822-80 .....	047	7052-465 .....	096
6731-8-86 .....	034	6822-86 .....	047	7052-480 .....	096
6734-3-65 .....	034	6842-4-64 .....	038	7052-486 .....	096
6734-4-65 .....	034	6842-4-69 .....	038	7052-65 .....	091
6734-5-65 .....	034	6842-4-74 .....	038	7052-69 .....	090
6754-3-64 .....	054	6842-4-86 .....	038	7052-8 .....	091
6754-3-86 .....	054	6842-6-64 .....	038	7052-80 .....	091
6796-4-86 .....	037	6842-6-69 .....	038	7052-86 .....	091
6796-6-86 .....	037	6842-6-74 .....	038	70525-308 .....	095
6796-8-86 .....	037	6842-6-86 .....	038	70525-365 .....	095
6796-9-86 .....	036	6854-9-64 .....	038	70525-369 .....	095
6809-12-64 .....	031	6854-9-86 .....	038	70525-380 .....	094
6809-12-69 .....	031	6911-3-165 .....	049	70525-386 .....	094
6809-12-86 .....	031	6911-3-186 .....	049	70525-408 .....	097
6809-9-64 .....	031	6911-3-65 .....	050	70525-465 .....	097
6809-9-69 .....	031	6911-3-86 .....	050	70525-469 .....	097
6809-9-86 .....	031	6942-4-64 .....	039	70525-480 .....	097
6811-12-65 .....	018	6942-4-69 .....	039	70525-486 .....	096
6811-12-86 .....	018	6942-4-74 .....	039	70525-65 .....	093
6811-12186 .....	018	6942-4-86 .....	039	70525-69 .....	093
6811-3-186 .....	019	699-3-65 .....	031	70525-8 .....	093
6811-3-65 .....	019	699-3-86 .....	031	70525-80 .....	093
6811-3-86 .....	019	699-4-65 .....	031	70525-86 .....	092
6811-5-186 .....	017	699-4-86 .....	031	706-69 .....	114
6811-5-65 .....	017	699-6-65 .....	030	706-86 .....	114
6811-5-86 .....	017	699-6-86 .....	030	7060-65 .....	089
6811-8-186 .....	019	699-65 .....	046	7060-69 .....	089
6811-8-65 .....	019	699-8-65 .....	030	7060-8 .....	089
6811-8-86 .....	019	699-8-86 .....	030	7060-80 .....	089
6811-9-186 .....	018	699-86 .....	046	7060-86 .....	088
6811-9-65 .....	018	7030-2-86 .....	116	720-2-3 .....	120
6811-9-86 .....	018	7030-3-86 .....	116	720-2-69 .....	120
6822-2-65 .....	041	7030-4-86 .....	116	720-2-86 .....	120
6822-2-80 .....	041	7031-3-86 .....	117	720-3 .....	120
6822-2-86 .....	041	7032-3-86 .....	117	720-69 .....	120

PRODUCT# .....	PAGE#	PRODUCT# .....	PAGE#	PRODUCT# .....	PAGE#
720-86 .....	120	7802-45 .....	121	9005-7-65 .....	063
7203-5-69 .....	110	7803-45 .....	121	9005-7-69 .....	063
7203-5-86 .....	110	7805-45 .....	121	9005-7-8 .....	063
7203-6-69 .....	110	7806-45 .....	121	9005-7-86 .....	063
7203-6-86 .....	110	7810-45 .....	122	902-11-65 .....	062
7203-7-69 .....	110	7811-45 .....	122	902-11-69 .....	062
7203-7-86 .....	110	7812-45 .....	122	902-11-86 .....	062
721-2-3 .....	120	7813-45 .....	122	902-15-65 .....	062
721-2-69 .....	120	7815-45 .....	122	902-15-69 .....	062
721-2-86 .....	120	7816-45 .....	122	902-15-86 .....	062
721-3 .....	120	7817-1-25 .....	123	905-10-65 .....	062
721-69 .....	120	7817-1-45 .....	123	905-10-69 .....	062
721-86 .....	120	7817-25 .....	123	905-10-8 .....	062
7215-3-69 .....	112	7817-3-25 .....	123	905-10-86 .....	062
7215-4-69 .....	113	7817-3-45 .....	123	905-6-65 .....	063
7215-69 .....	113	7817-45 .....	123	905-6-69 .....	063
7216-3-69 .....	113	7930-1-25 .....	123	905-6-8 .....	063
7217-3-69 .....	113	7930-1-45 .....	123	905-6-86 .....	063
7246-11-3 .....	119	7931-2-25 .....	123	905-7-65 .....	063
7246-11-69 .....	119	7931-2-45 .....	123	905-7-69 .....	063
7246-11-86 .....	119	8060-4-64 .....	041	905-7-8 .....	063
7246-7-3 .....	118	8060-4-86 .....	041	905-7-86 .....	063
7246-7-69 .....	118	8110-3-186 .....	041	94309-6 .....	086
7246-7-86 .....	118	8113-4-69 .....	035	94312-6 .....	086
7246-9-3 .....	118	8114-4-69 .....	035	94318-6 .....	086
7246-9-69 .....	118	8114-8-69 .....	035	94321-6 .....	086
7246-9-86 .....	118	85212-1-6 .....	087	94324-6 .....	086
7247-9-3 .....	118	85221-1-6 .....	087	94336-6 .....	087
7247-9-69 .....	118	882-165 .....	045	94348-6 .....	087
7247-9-86 .....	118	882-3765 .....	045		
7248-9-3 .....	118	882-69 .....	045		
7248-9-69 .....	118	894-3-14 .....	032		
7248-9-86 .....	118	894-3-65 .....	032		
7760-3-69 .....	115	894-3-69 .....	032		
7760-3-86 .....	115	894-3-80 .....	032		
7760-4-69 .....	114	894-3-86 .....	032		
7760-4-86 .....	114	894-4-14 .....	033		
7760-69 .....	114	894-4-65 .....	033		
7760-86 .....	114	894-4-69 .....	033		
7761-3-69 .....	114	894-4-80 .....	033		
7761-3-86 .....	114	894-4-86 .....	033		
7762-3-69 .....	114	9005-6-65 .....	063		
7762-3-86 .....	114	9005-6-69 .....	063		
7800-45 .....	121	9005-6-8 .....	063		
7801-45 .....	121	9005-6-86 .....	063		



**Q**UORUM  
INTERNATIONAL



**BE SURE TO PICK UP THE NEW 2019 QUORUM  
LIGHTING & CEILING FAN CATALOGS!**

You'll find hundreds of fresh new designs for interior and exterior lighting as well as interior and exterior ceiling fans. With Quorum's enormous selection of styles ranging from traditional to contemporary, you're sure to find your perfect fixture in the pages of our new catalogs. You can also view all of our lighting and ceiling fans online at: [QuorumInternational.com](http://QuorumInternational.com)

**QUORUM INTERNATIONAL** - 201 Railhead Road | Fort Worth, Texas 76106  
817.626.5483 p | 800.934.8176 f | [QuorumInternational.com](http://QuorumInternational.com)

OCTOBER 2019 QUORUM INTERNATIONAL | ALL RIGHTS RESERVED. CATHCQ19